



CB400XA CB500X/XA

**CB400XA_K
CB500X_K
CB500XA_K
CB500XA_L
CB500XA_M**

PARTS CATALOGUE

2

FOREWORD INDEX

1

ENGINE GROUP

2

FRAME GROUP

3

PART NUMBER INDEX

4

PART NAME INDEX

5

Instruction for use of parts catalogue

- **This parts catalogue has been created as of June 10, 2020.**
 - Since this date, the sales practice for repair parts may have been changed or the parts may have been eliminated (listed for those not for sale).
 - The modified information is reflected on the latest Electronic Parts Catalogue (EPC). Also, refer to the parts catalogue news for any change.
 - See the parts catalogue news for any revision that is made after June 10, 2020.
- **Always specify the part number when ordering a part.**
 - Check the model, type, serial numbers, color, maker, and the size as needed before ordering a part.
 - Note that the illustrations (part drawings) can differ from the actual parts in shape. They are given just to help you to refer to the parts.
- **When modifications or additions to this parts catalogue are made, a revised edition will be issued at an appropriate time, with successively progressing revision numbers on the cover. We recommend obtaining such revisions in order to keep your parts catalogue up-to-date at all times. To check whether a parts catalogue revision has been issued, please contact your Honda distributor.**

Initial version issue date
December 20, 2018
Honda Motor Co., Ltd.

CONTENTS

	Page
• Instruction for use of parts catalogue	1
• How to refer to the part information	2
• Part catalogue structure.....	3
• When the parts were revised.....	5
• Abbreviations used in the parts catalogue.....	5
• Part block and serial number check.....	6
• Color label attachment position check.....	6
• Models, parts catalogue codes and applicable serial numbers	7
• Color label.....	9
• Color chart.....	10
• Fuel hose, general purpose hoses and vinyl hose.....	28
• FLAT RATE SERVICE TIME	32
• Illustrated index	37
• ENGINE GROUP	45
• FRAME GROUP.....	74
• PART NO. INDEX.....	134
• PART NAME INDEX.....	139



1

2

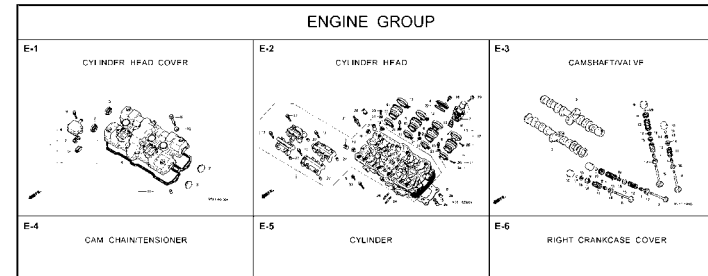
3

4

5

How to refer to the part information

A Reference with "Illustrated index"



B Reference with "Part number index"

PART NO. INDEX			
Part Number	Page	Ref.	
04000			13323-MY9-751 28 10
			13324-MY9-751 28 10
04911-MCE-000	26	1	13325-MY9-751 28 10
			13327-MY9-751 28 10
06000			14000
06405-MY5-P00	67	3	14100-MCE-000 13 2
06405-MY5-P10	67	3	14200-MCE-000 13 3
06410-MY9-860	56	1	14321-MCE-000 16 2
06435-MCE-006	55	1	14401-MCE-003 16 3
06451-166-405	51	2	14510-MCE-000 16 4
06451-443-405	55	2	14520-MY9-691 16 5
06451-MA7-405	51	1	14524-MY9-690 16 6
06455-MCE-006	51	3	14546-MCE-000 16 7
			14620-MY9-691 16 8
11000			14711-MCE-000 13 4
11210-MCE-000	25	1	14712-MCE-000 13 5
11330-MCE-305	18	1	14721-MCE-000 13 6
11333-KT5-000	22	1	14722-MCE-000 13 7
11335-MCE-000	18	2	14730-MCE-000 13 8
11360-MCE-000	23	1	14731-MCE-000 13 9
11365-MCE-000	23	2	14731-MY9-751 13 10
11396-MY9-000	18	3	14731-KY2-000 13 11
11631-MCE-000	21	1	14751-MCE-000 13 12
11691-MY9-000	21	2	14761-MCE-000 13 13

C Reference with "Part name index"

PART NAME INDEX			
Part name	Page	Ref.	Pe
[A]			
ADJUSTER, CHAIN	67	5	BOLT, CHANGE
ARM COMP., GEAR CHANGE	64	3	BOLT, CLUTCH
ARM, L. MAIN STEP	65	8	BOLT, CONNECT
ARM, L. PILLION STEP	65	12	BOLT, DISK, 4
ARM, R. MAIN STEP	65	5	BOLT, DRAIN F
ARM, R. PILLION STEP	65	11	BOLT, FLANGE
AUTO COCK ASSY., FUEL	53	2	BOLT, FLANGE,
AXLE, FR. WHEEL	52	3	BOLT, FLANGE,
AXLE, RR. WHEEL	56	3	BOLT, FLANGE,
[B]			
BAG, AIR PRESSURE GAUGE	77	4	BOLT, FLANGE,
BAG, SERVICE BOOK	77	1	BOLT, FLANGE,
BAG, TOOL	77	3	BOLT, FLANGE,
BALL, STEEL	65	20	BOLT, FLANGE,
BAND A, INSULATOR	11	11	BOLT, FLANGE,
BAND B, INSULATOR	11	12	BOLT, FLANGE,
BAND, AIR CLEANER CONNECTING TUBE	62	22	BOLT, FLANGE,
BAND, U-LOCK	70	3	BOLT, FLANGE,
BAND, WIRE	26	14	
	43	21	
	74	18	

F-7 FRONT FENDER

Service item	F.R.T.
FENDER COMP., FR.	D.3

Ref. No.	Part No.	Description	Reqd. QTY		Serial No.	Parts catalogue code
			CB400	SFX SFY		
1	45156-MCE-000	CLAMPER, R. FR. BRAKE HOSE	1	1		
2	45157-MCE-000	CLAMPER, L. FR. BRAKE HOSE	1	1		
3	61100-MCE-000A	FENDER COMP., FR. *NH41TH*FORCE SILVER METALLIC	1	-	----- 3J,4J	
	61100-MCE-000B	*PB284C*...CANDY PHOENIX BLUE	1	-	----- J,2J	
4	61101-MCE-000	PLATE, FR. FENDER	2	2	1008000	
	61101-MCE-010		2	2	1008001	
5	61102-MCE-300	CUSHION, FR. FENDER (BLACK)	2	2		
6	61105-MCE-000	STAY, FR. FENDER MOUNTING	2	2		
7	61107-MR7-000	COLLAR (6.5)	4	4		
8	96001-06020-00	BOLT, FLANGE, 6X20	4	4		

Page No.

2000.09.01 E

Part catalogue structure

F-7		FRONT FENDER		Service item F.R.T.	
				FENDER COMP., FR. 0.3	
4	5	6	7	8	9
10	11	12	13		
Ref. No.	Part No.	Description	Reqd. QTY CB400 SFX SFY	Serial No.	Parts catalogue code
1	45156-MCE-000	CLAMPER, R. FR. BRAKE HOSE ..	1 1		
2	45157-MCE-000	CLAMPER, L. FR. BRAKE HOSE ..	1 1		
3	61100-MCE-000ZA	FENDER COMP., FR. *NH411M*FORCE SILVER METALLIC	1 -	----- 3J,4J	
	61100-MCE-000ZB	*PB284C*...CANDY PHOENIX BLUE	- 1	----- J,2J	
4	61101-MCE-000	PLATE, FR. FENDER	2 2	1008000	
	61101-MCE-010	2 2	1008001	
5	61102-MCE-300	CUSHION, FR. FENDER	2 2		
		(BLACK)			

① Block title ② Block number

③ Service item/Flat rate time

④ Reference number

- Title number marked with the parenthesis or parentheses indicates that it continues from the previous page.

⑤ Part number ⑥ Honda color code

⑦ Description

⑧ Assemblies

- Sections framed with broken lines in the exploded view drawings are available as complete assemblies. (Their individual parts can also be obtained.)

⑨ Color description

⑩ Note

- Notes are shown with the parentheses in the part name column.

⑪ Required quantity

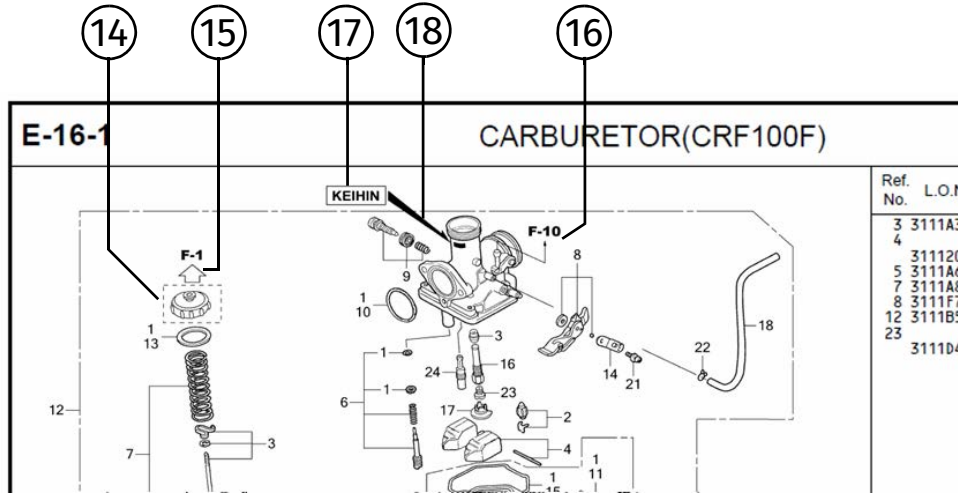
- Reqd. QTY shown in the parenthesis or parentheses indicates the optional part.
- Reqd. QTY marked with "N" indicates the optional part that should be selected as needed.
- Reqd. QTY indicates the number of the part used in the block.

⑫ Serial number

⑬ Parts catalogue code

- When the parts catalogue code column is blank, it indicates that the part is applicable to all codes.

1



⑭
 • Parts enclosed within a dotted line are covered in a different block.

⑮
 • A hollow arrow indicates the block No. for the parts enclosed within a dotted line .

⑯
 • A solid arrow indicates the block No. the part in question is connected to.

⑰ **Replacement Identification Information for Designated Part No.**

⑱ **Location of Replacement Identification Information for Designated Part No.**

- If an arrow mark is indicated in 18, the part is incompatible with a different part No.
- Make sure to order the part of the same manufacture, including the component part.
- To make an order, indicate the part No., which includes the symbol displayed on the applicable section of the part to be replaced.

When the parts were revised



Ref. No.	Part No.	Description	Reqd. QTY		Serial No.
			CB400 SFX	SFY	
1	45156-MCE-000	CLAMPER, R. FR. BRAKE HOSE ..	1	1	
2	45157-MCE-000	CLAMPER, L. FR. BRAKE HOSE ..	1	1	
3	61100-MCE-000ZA	FENDER COMP., FR. *NH411M*FORCE SILVER METALLIC	1	-	-----3J,4J
	61100-MCE-000ZB	*PB284C*...CANDY PHOENIX BLUE	1	-	-----J,2J
4	61101-MCE-000	PLATE, FR. FENDER (###).....	2	2	-----1008000
	61101-MCE-010	2	2	-----1008001
5	61102-MCE-300	CUSHION, FR. FENDER (BLACK)	2	2	
6	61105-MCE-000	STAY, FR. FENDER MOUNTING ...	2	2	
7	61107-MR7-000	COLLAR (6.5)	4	4	
8	96001-06020-00	BOLT, FLANGE, 6X20	4	4	


The number has been used from the initial model without revision.

When shown at the left side, it is applicable to the models of No.1008001 and the subsequent numbers.

When shown at the right side, it is applicable to the models up to No.1008000.

The parts listed with "###" at the end of the parts name have limited supply period (parts not for sale).

Abbreviations used in the parts catalogue

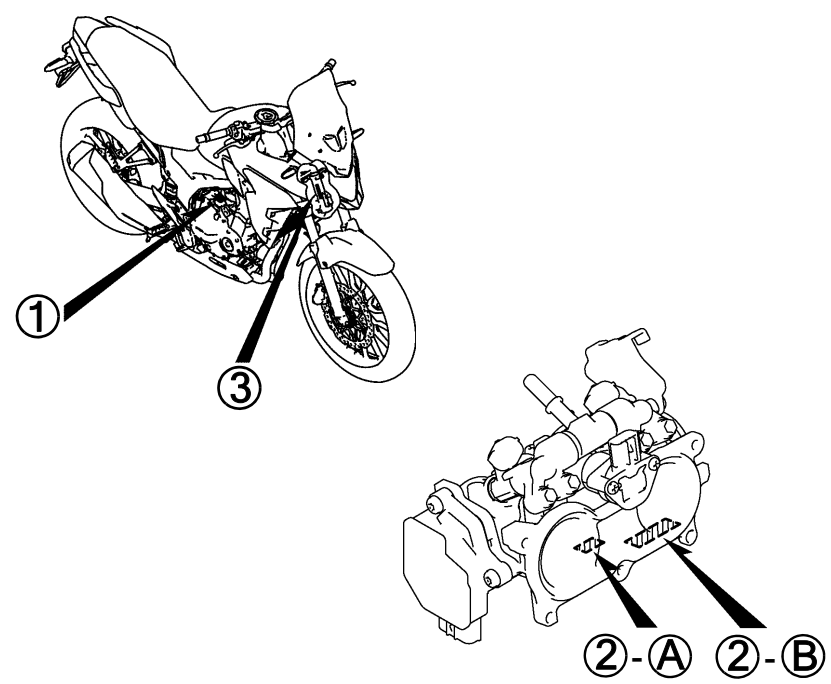
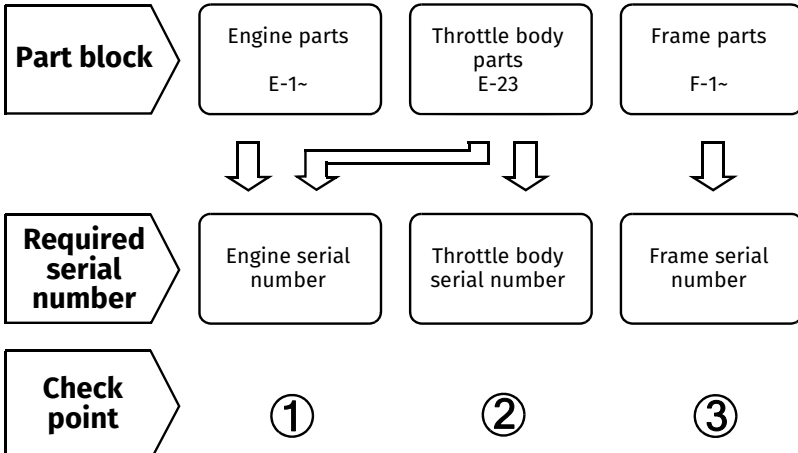


* "L." or "R." in the description of a part stands for the LEFT hand side or the RIGHT hand side. Determine the left or right as if you were in the motorcycle seat.


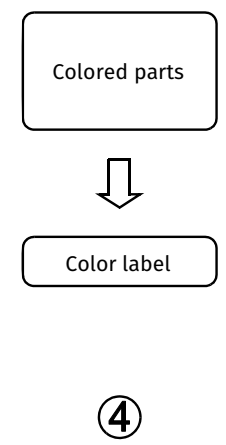
The following abbreviations are used in this parts catalogue.

A	Ampere	L.	Left
ABS	Anti-lock brake system	L (100L) ...	Link (100 Links)
A.C.	Alternating current	L.E.D.	Light emitted diode
A.M.	Attaching mark	MM	Millimeter
ASSY.	Assembly	MPH	Miles per hour
C.D.I.	Capacitive discharge ignition	R.	Right
COMP.	Complete	RR.	Rear
CP.	Candle power	STD.	Standard
D.C.	Direct current	T (22T)	Tooth (22 Teeth)
EX.	Exhaust	TCS	Traction control system
FR.	Front	T.M.	Transcript mark
G	Gram	V	Volt
HEX.	Hexagonal	W	Watt
IN.	Inlet	WL	With labelling
KPH	Kilometers per hour	WOL	Without labelling

Part block and serial number check



Color label attachment position check



Models, parts catalogue codes and applicable serial numbers

Models, parts catalogue codes and applicable serial Nos. given in this parts catalogue can be identified as follows.
 Parts with parts catalogue codes are exclusive for models destined for countries designated.
 If no area codes are listed, parts are for common use.

Model	Area code	Type	Applicable engine serial No.	Applicable frame serial No.	Applicable throttle body identification No.
CB400XAk	SI	Singapore	NC56E-5000001~	JH2NC569*KK000001~	GQB7A A
CB500Xk	MA	Malaysia	PC62E-2000001~	MLHPC649*K5100001~	GQB7C A
CB500XAk	CH	China	PC62E-2000001~2099999	MLHPC64R*K5000001~K5099999	GQB7A A
	ED	European direct sales		MLHPC64A*K5000001~K5099999	GQB7B A
	IN	Indonesia		MLHPC649*J5000001~J5099999	GQB7C A
	KO	Korea		MLHPC64K*K5000001~K5099999	GQB7A A
	MA	Malaysia		MLHPC649*K5100001~K5199999	GQB7C A
	U	Australia		MLHPC64U*K5000001~K5099999	
CB500XAL	CH	China	PC62E-6100001~6199999	MLHPC64R*L5100001~L5199999	GQB7A A
	KO	Korea		MLHPC64K*L5100001~L5199999	

Model	Area code	Type	Applicable engine serial No.	Applicable frame serial No.	Applicable throttle body identification No.
CB500XAM	CH	China	PC62E-6200001~	MLHPC64R*M5200001~	GQB7A A
	ED	European direct sales		MLHPC64A*M5100001~	GQB7B A
	IN	Indonesia		MLHPC649*M5300001~	GQB7C A
	KO	Korea		MLHPC64K*M5200001~	GQB7A A
	MA	Malaysia		MLHPC649*M5200001~	GQB7C A
	U	Australia		MLHPC64U*M5100001~	

* Of carburetor/throttle body identification numbers, only the portions underlined in the example below are used for registration.

GQ B7A A KC ㄞ
 Ⓐ Ⓑ

Color label

- When ordering parts, check the model name, main color, and code by observing the “COLOR LABEL” on the vehicle.
- When ordering a colored part, use the color chart in the instruction for use of parts catalogue.

No.		MODEL	VFR800FIW				
		COLOR	Sparkling silver metallic	Mute black metallic	Applicable model		Applicable block No.
CODE		NH-295M	NH-359M	Initial applicable model	Final applicable model	Re	
		Name of colored parts	Basic part No.	NH295	NH359		
1							
2							
3							
4							
5							
6							
7							
8							
9							
10							

VFR800FIW
COLOR R-157
CODE R157



Color chart

- When ordering a colored part, refer to the chart below and use a part number consisting of the relevant basic part number to which has been added a part color code.

CB400XA (CB400XAK)

No.	MODEL		CB400XAK					Ref. No.
	COLOR		Grand prix red	Mat ballistic black metallic	Applicable model		Applicable block No.	
	CODE		R-380	NH-A86M	Initial applicable model	Final applicable model		
	Name of colored parts	Basic part No.	R380	NHA86				
1	BODY COMP., FRAME	50100-MKP-J80	ZA	ZA			F-39	1
2	COVER A, L. SIDE	83611-MKP-J80	ZC	ZD			F-24	8
3	COVER A, R. SIDE	83511-MKP-J80	ZC	ZD			F-24	6
4	COVER, EX. MANIFOLD	18180-MKP-J40	ZB	ZB			F-27	25
5	COWL SET A, L. SIDE	64440-MKP-K80	ZB	ZA			F-45	11
6	COWL SET A, R. SIDE	64340-MKP-K80	ZB	ZA			F-45	6
7	COWL SET, L. MIDDLE	64400-MKP-K80	ZB	ZA			F-45	9
8	COWL SET, R. MIDDLE	64300-MKP-K80	ZB	ZA			F-45	4
9	COWL, L. RR.	77251-MJW-J80	ZD	ZD			F-23-10	3
10	COWL, R. RR.	77241-MGZ-J80	ZD	ZD			F-23-10	2
11	FENDER SET A, RR.	80100-MGZ-J01	ZA	ZA			F-34	3
12	FENDER SET, FR.	61110-MKP-K80	ZA	ZA			F-10	6
13	GRIP, L. RR.	77340-MGZ-J80	ZD	ZD			F-23	14
14	GRIP, R. RR.	77330-MGZ-J80	ZE	ZE			F-23	11
15	HOLDER, HANDLE UNDER	53132-MKP-J80	ZA	ZA			F-7	16
16	HOLDER, HANDLE UPPER	53131-MKP-J40	ZA	ZA			F-7	15
17	MARK, ABS	86611-MGZ-D10	ZA	ZA			F-50	6
18	MARK, HONDA	86102-MGZ-J00	ZA	ZA			F-50	1

CB400XA (CB400XAK)

No.	MODEL		CB400XAK					
	COLOR		Grand prix red	Mat ballistic black metallic	Applicable model		Applicable block No.	Ref. No.
	CODE		R-380	NH-A86M	Initial applicable model	Final applicable model		
	Name of colored parts	Basic part No.	R380	NHA86				
19	MARK, L. WING	86202-MKP-K80	ZB	ZA			F-50	5
20	MARK, R. WING	86201-MKP-K80	ZB	ZA			F-50	4
21	PIPE, STEERING HANDLE	53100-MKP-J80	ZA	ZA			F-7	10
22	RAIL COMP., SEAT	50240-MKP-J80	ZA	ZA			F-39	2
23	STRIPE A, L. MIDDLE COWL	86642-MKP-K80	ZB	ZA			F-50	10
24	STRIPE A, R. MIDDLE COWL	86641-MKP-K80	ZB	ZA			F-50	8
25	STRIPE B, L. MIDDLE COWL	86644-MKP-K80	ZB	ZA			F-50	12
26	STRIPE B, R. MIDDLE COWL	86643-MKP-K80	ZB	ZA			F-50	11
27	STRIPE, L. FUEL TANK	86172-MKP-K80	ZB	ZA			F-50	3
28	STRIPE, R. FUEL TANK	86171-MKP-K80	ZB	ZA			F-50	2
29	TANK ASSY., FUEL	17500-MKP-K80	ZB	ZA			F-21	6



CB500X (CB500XK)

No.	MODEL		CB500XK						
	COLOR		Grand prix red	Mat gunpowder black metallic	Pearl metalloid white	Applicable model		Applicable block No.	Ref. No.
	CODE		R-380	NH-436M	NH-A96P	Initial applicable model	Final applicable model		
	Name of colored parts	Basic part No.	R380	NH436	NHA96				
1	BODY COMP., FRAME	50100-MKP-C80	ZA	ZA	ZA			F-39	1
2	COVER A, L. SIDE	83611-MKP-J80	ZB	ZA	ZB			F-24	8
3	COVER A, R. SIDE	83511-MKP-J80	ZB	ZA	ZB			F-24	6
4	COVER, EX. MANIFOLD	18180-MKP-J40	ZB	ZB	ZB			F-27	25
5	COWL SET A, L. SIDE	64440-MKP-J80	ZB	ZA	ZB			F-45	11
6	COWL SET A, R. SIDE	64340-MKP-J80	ZB	ZA	ZB			F-45	6
7	COWL SET, L. MIDDLE	64400-MKP-J80	ZF	ZE	ZD			F-45	9
8	COWL SET, R. MIDDLE	64300-MKP-J80	ZC	ZB	ZA			F-45	4
9	COWL, L. RR.	77251-MJW-J80	ZA	ZA	ZA			F-23-10	3
10	COWL, R. RR.	77241-MGZ-J80	ZA	ZA	ZA			F-23-10	2
11	FENDER SET A, RR.	80100-MGZ-D01	ZA	ZA	ZA			F-34	3
12	FENDER, FR.	61101-MKP-J80	ZA	ZA	ZA			F-10	2
13	GRIP, L. RR.	77340-MGZ-J80	ZD	ZD	ZD			F-23	14
14	GRIP, R. RR.	77330-MGZ-J80	ZE	ZE	ZE			F-23	11
15	HOLDER, HANDLE UNDER	53132-MKP-J80	ZA	ZA	ZA			F-7	16
16	HOLDER, HANDLE UPPER	53131-MKP-J40	ZA	ZA	ZA			F-7	15
17	MARK, HONDA	86102-MGZ-J00	ZA	ZA	ZA			F-50	1
18	MARK, L. WING	86202-MKP-J80	ZB	ZA	ZB			F-50	5
19	MARK, R. WING	86201-MKP-J80	ZB	ZA	ZB			F-50	4
20	PIPE, STEERING HANDLE	53100-MKP-J80	ZA	ZA	ZA			F-7	10

CB500X (CB500XK)

No.	MODEL		CB500XK						
	COLOR		Grand prix red	Mat gunpowder black metallic	Pearl metalloid white	Applicable model		Applicable block No.	Ref. No.
	CODE		R-380	NH-436M	NH-A96P	Initial applicable model	Final applicable model		
	Name of colored parts	Basic part No.	R380	NH436	NHA96				
21	RAIL COMP., SEAT	50240-MKP-J80	ZA	ZA	ZA			F-39	2
22	STRIPE A, L. MIDDLE COWL	86642-MKP-J80	ZC	ZB	ZA			F-50	9
23	STRIPE A, R. MIDDLE COWL	86641-MKP-J80	ZC	ZB	ZA			F-50	7
24	STRIPE B, L. MIDDLE COWL	86644-MKP-J80	ZC	ZB	ZA			F-50	12
25	STRIPE B, R. MIDDLE COWL	86643-MKP-J80	ZC	ZB	ZA			F-50	11
26	STRIPE, L. FUEL TANK	86172-MKP-J80	ZC	ZB	ZA			F-50	3
27	STRIPE, R. FUEL TANK	86171-MKP-J80	ZC	ZB	ZA			F-50	2
28	TANK ASSY., FUEL	17500-MKP-J80	ZC	ZB	ZA			F-21	6



CB500XA (CB500XAK).....CH,ED,KO

No.	MODEL		CB500XAK						
	COLOR		Grand prix red	Mat gunpowder black metallic	Pearl metalloid white	Applicable model		Applicable block No.	Ref. No.
	CODE		R-380	NH-436M	NH-A96P	Initial applicable model	Final applicable model		
	Name of colored parts	Basic part No.	R380	NH436	NHA96				
1	BODY COMP., FRAME	50100-MKP-J80	ZA	ZA	ZA			F-39	1
2	COVER A, L. SIDE	83611-MKP-J80	ZB	ZA	ZB			F-24	8
3	COVER A, R. SIDE	83511-MKP-J80	ZB	ZA	ZB			F-24	6
4	COVER, EX. MANIFOLD	18180-MKP-J40	ZB	ZB	ZB			F-27	25
5	COWL SET A, L. SIDE	64440-MKP-J80	ZB	ZA	ZB			F-45	11
6	COWL SET A, R. SIDE	64340-MKP-J80	ZB	ZA	ZB			F-45	6
7	COWL SET, L. MIDDLE	64400-MKP-J80	ZF	ZE	ZD			F-45	9
8	COWL SET, R. MIDDLE	64300-MKP-J80	ZC	ZB	ZA			F-45	4
9	COWL, L. RR.	77251-MJW-J80	ZA	ZA	ZA			F-23-10	3
10	COWL, R. RR.	77241-MGZ-J80	ZA	ZA	ZA			F-23-10	2
11	FENDER SET A, RR.	80100-MGZ-D01	ZA	ZA	ZA			F-34	3
12	FENDER SET A, RR.	80100-MJV-H01	ZA	ZA	-			F-34	3
13	FENDER SET, FR.	61110-MKP-J80	ZA	ZA	ZA			F-10	6
14	GRIP, L. RR.	77340-MGZ-J80	ZD	ZD	ZD			F-23	14
15	GRIP, R. RR.	77330-MGZ-J80	ZE	ZE	ZE			F-23	11
16	HOLDER, HANDLE UNDER	53132-MKP-J80	ZA	ZA	ZA			F-7	16
17	HOLDER, HANDLE UPPER	53131-MKP-J40	ZA	ZA	ZA			F-7	15
18	MARK, ABS	86611-MGZ-D10	ZA	ZA	ZA			F-50	6
19	MARK, HONDA	86102-MGZ-J00	ZA	ZA	ZA			F-50	1
20	MARK, L. WING	86202-MKP-J80	ZB	ZA	ZB			F-50	5

CB500XA (CB500XAK).....CH,ED,KO

No.	MODEL		CB500XAK						
	COLOR		Grand prix red	Mat gunpowder black metallic	Pearl metalloid white	Applicable model		Applicable block No.	Ref. No.
	CODE		R-380	NH-436M	NH-A96P	Initial applicable model	Final applicable model		
	Name of colored parts	Basic part No.	R380	NH436	NHA96				
21	MARK, R. WING	86201-MKP-J80	ZB	ZA	ZB			F-50	4
22	PIPE, STEERING HANDLE	53100-MKP-J80	ZA	ZA	ZA			F-7	10
23	RAIL COMP., SEAT	50240-MKP-J80	ZA	ZA	ZA			F-39	2
24	STRIPE A, L. MIDDLE COWL	86642-MKP-J80	ZC	ZB	ZA			F-50	9
25	STRIPE A, R. MIDDLE COWL	86641-MKP-J80	ZC	ZB	ZA			F-50	7
26	STRIPE B, L. MIDDLE COWL	86644-MKP-J80	ZC	ZB	ZA			F-50	12
27	STRIPE B, R. MIDDLE COWL	86643-MKP-J80	ZC	ZB	ZA			F-50	11
28	STRIPE, L. FUEL TANK	86172-MKP-J80	ZC	ZB	ZA			F-50	3
29	STRIPE, R. FUEL TANK	86171-MKP-J80	ZC	ZB	ZA			F-50	2
30	TANK ASSY., FUEL	17500-MKP-J80	ZC	ZB	ZA			F-21	6



CB500XA (CB500XAK).....IN,MA

No.	MODEL		CB500XAK						Applicable block No.	Ref. No.
	COLOR		Grand prix red	Mat gunpowder black metallic	Pearl metalloid white	Applicable model				
	CODE		R-380	NH-436M	NH-A96P	Initial applicable model	Final applicable model			
	Name of colored parts	Basic part No.	R380	NH436	NHA96					
1	BODY COMP., FRAME	50100-MKP-C80	ZA	ZA	ZA			F-39	1	
2	COVER A, L. SIDE	83611-MKP-J80	ZB	ZA	ZB			F-24	8	
3	COVER A, R. SIDE	83511-MKP-J80	ZB	ZA	ZB			F-24	6	
4	COVER, EX. MANIFOLD	18180-MKP-J40	ZB	ZB	ZB			F-27	25	
5	COWL SET A, L. SIDE	64440-MKP-J80	ZB	ZA	ZB			F-45	11	
6	COWL SET A, R. SIDE	64340-MKP-J80	ZB	ZA	ZB			F-45	6	
7	COWL SET, L. MIDDLE	64400-MKP-J80	ZF	ZE	ZD			F-45	9	
8	COWL SET, R. MIDDLE	64300-MKP-J80	ZC	ZB	ZA			F-45	4	
9	COWL, L. RR.	77251-MJW-J80	ZA	ZA	ZA			F-23-10	3	
10	COWL, R. RR.	77241-MGZ-J80	ZA	ZA	ZA			F-23-10	2	
11	FENDER SET A, RR.	80100-MGZ-D01	ZA	ZA	ZA			F-34	3	
12	FENDER SET A, RR.	80100-MGZ-J01	ZA	ZA	-			F-34	3	
13	FENDER SET, FR.	61110-MKP-J80	ZA	ZA	ZA			F-10	6	
14	GRIP, L. RR.	77340-MGZ-J80	ZD	ZD	ZD			F-23	14	
15	GRIP, R. RR.	77330-MGZ-J80	ZE	ZE	ZE			F-23	11	
16	HOLDER, HANDLE UNDER	53132-MKP-J80	ZA	ZA	ZA			F-7	16	
17	HOLDER, HANDLE UPPER	53131-MKP-J40	ZA	ZA	ZA			F-7	15	
18	MARK, ABS	86611-MGZ-D10	ZA	ZA	ZA			F-50	6	
19	MARK, HONDA	86102-MGZ-J00	ZA	ZA	ZA			F-50	1	
20	MARK, L. WING	86202-MKP-J80	ZB	ZA	ZB			F-50	5	

CB500XA (CB500XAK).....IN,MA

No.	MODEL		CB500XAK						
	COLOR		Grand prix red	Mat gunpowder black metallic	Pearl metalloid white	Applicable model		Applicable block No.	Ref. No.
	CODE		R-380	NH-436M	NH-A96P	Initial applicable model	Final applicable model		
	Name of colored parts	Basic part No.	R380	NH436	NHA96				
21	MARK, R. WING	86201-MKP-J80	ZB	ZA	ZB			F-50	4
22	PIPE, STEERING HANDLE	53100-MKP-J80	ZA	ZA	ZA			F-7	10
23	RAIL COMP., SEAT	50240-MKP-J80	ZA	ZA	ZA			F-39	2
24	STRIPE A, L. MIDDLE COWL	86642-MKP-J80	ZC	ZB	ZA			F-50	9
25	STRIPE A, R. MIDDLE COWL	86641-MKP-J80	ZC	ZB	ZA			F-50	7
26	STRIPE B, L. MIDDLE COWL	86644-MKP-J80	ZC	ZB	ZA			F-50	12
27	STRIPE B, R. MIDDLE COWL	86643-MKP-J80	ZC	ZB	ZA			F-50	11
28	STRIPE, L. FUEL TANK	86172-MKP-J80	ZC	ZB	ZA			F-50	3
29	STRIPE, R. FUEL TANK	86171-MKP-J80	ZC	ZB	ZA			F-50	2
30	TANK ASSY., FUEL	17500-MKP-J80	ZC	ZB	ZA			F-21	6



CB500XA (CB500XAK).....U

No.	MODEL		CB500XAK				
	COLOR		Mat gunpowder black metallic NH-436M	Applicable model		Applicable block No.	Ref. No.
	CODE			Initial applicable model	Final applicable model		
	Name of colored parts	Basic part No.	NH436				
1	BODY COMP., FRAME	50100-MKP-C80	ZA			F-39	1
2	COVER A, L. SIDE	83611-MKP-J80	ZA			F-24	8
3	COVER A, R. SIDE	83511-MKP-J80	ZA			F-24	6
4	COVER, EX. MANIFOLD	18180-MKP-J40	ZB			F-27	25
5	COWL SET A, L. SIDE	64440-MKP-J80	ZA			F-45	11
6	COWL SET A, R. SIDE	64340-MKP-J80	ZA			F-45	6
7	COWL SET, L. MIDDLE	64400-MKP-J80	ZE			F-45	9
8	COWL SET, R. MIDDLE	64300-MKP-J80	ZB			F-45	4
9	COWL, L. RR.	77251-MJW-J80	ZA			F-23-10	3
10	COWL, R. RR.	77241-MGZ-J80	ZA			F-23-10	2
11	FENDER SET A, RR.	80100-MGZ-D01	ZA			F-34	3
12	FENDER SET, FR.	61110-MKP-J80	ZA			F-10	6
13	GRIP, L. RR.	77340-MGZ-J80	ZD			F-23	14
14	GRIP, R. RR.	77330-MGZ-J80	ZE			F-23	11
15	HOLDER, HANDLE UNDER	53132-MKP-J80	ZA			F-7	16
16	HOLDER, HANDLE UPPER	53131-MKP-J40	ZA			F-7	15
17	MARK, ABS	86611-MGZ-D10	ZA			F-50	6
18	MARK, HONDA	86102-MGZ-J00	ZA			F-50	1
19	MARK, L. WING	86202-MKP-J80	ZA			F-50	5
20	MARK, R. WING	86201-MKP-J80	ZA			F-50	4

CB500XA (CB500XAK).....U

No.	MODEL		CB500XAK				
	COLOR		Mat gunpowder black metallic NH-436M	Applicable model		Applicable block No.	Ref. No.
	CODE			Initial applicable model	Final applicable model		
	Name of colored parts	Basic part No.	NH436				
21	PIPE, STEERING HANDLE	53100-MKP-J80	ZA			F-7	10
22	RAIL COMP., SEAT	50240-MKP-J80	ZA			F-39	2
23	STRIPE A, L. MIDDLE COWL	86642-MKP-J80	ZB			F-50	9
24	STRIPE A, R. MIDDLE COWL	86641-MKP-J80	ZB			F-50	7
25	STRIPE B, L. MIDDLE COWL	86644-MKP-J80	ZB			F-50	12
26	STRIPE B, R. MIDDLE COWL	86643-MKP-J80	ZB			F-50	11
27	STRIPE, L. FUEL TANK	86172-MKP-J80	ZB			F-50	3
28	STRIPE, R. FUEL TANK	86171-MKP-J80	ZB			F-50	2
29	TANK ASSY., FUEL	17500-MKP-J80	ZB			F-21	6



CB500XA (CB500XAL)

No.	MODEL		CB500XAL					
	COLOR		Grand prix red	Mat gunpowder black metallic	Applicable model		Applicable block No.	Ref. No.
	CODE		R-380	NH-436M	Initial applicable model	Final applicable model		
	Name of colored parts	Basic part No.	R380	NH436				
1	BODY COMP., FRAME	50100-MKP-J80	ZA	ZA			F-39	1
2	COVER A, L. SIDE	83611-MKP-J80	ZB	ZA			F-24	8
3	COVER A, R. SIDE	83511-MKP-J80	ZB	ZA			F-24	6
4	COVER, EX. MANIFOLD	18180-MKP-J40	ZB	ZB			F-27	25
5	COWL SET A, L. SIDE	64440-MKP-J80	ZB	ZA			F-45	11
6	COWL SET A, R. SIDE	64340-MKP-J80	ZB	ZA			F-45	6
7	COWL SET, L. MIDDLE	64400-MKP-J80	ZF	ZE			F-45	9
8	COWL SET, R. MIDDLE	64300-MKP-J80	ZC	ZB			F-45	4
9	COWL, L. RR.	77251-MJW-J80	ZA	ZA			F-23-10	3
10	COWL, R. RR.	77241-MGZ-J80	ZA	ZA			F-23-10	2
11	FENDER SET A, RR.	80100-MGZ-D01	ZA	ZA			F-34	3
12	FENDER SET A, RR.	80100-MJV-H01	ZA	ZA			F-34	3
13	FENDER SET, FR.	61110-MKP-J80	ZA	ZA			F-10	6
14	GRIP, L. RR.	77340-MGZ-J80	ZD	ZD			F-23	14
15	GRIP, R. RR.	77330-MGZ-J80	ZE	ZE			F-23	11
16	HOLDER, HANDLE UNDER	53132-MKP-J80	ZA	ZA			F-7	16
17	HOLDER, HANDLE UPPER	53131-MKP-J40	ZA	ZA			F-7	15
18	MARK, ABS	86611-MGZ-D10	ZA	ZA			F-50	6
19	MARK, HONDA	86102-MGZ-J00	ZA	ZA			F-50	1
20	MARK, L. WING	86202-MKP-J80	ZB	ZA			F-50	5

CB500XA (CB500XAL)

No.	MODEL		CB500XAL					
	COLOR		Grand prix red	Mat gunpowder black metallic	Applicable model		Applicable block No.	Ref. No.
	CODE		R-380	NH-436M	Initial applicable model	Final applicable model		
	Name of colored parts	Basic part No.	R380	NH436				
21	MARK, R. WING	86201-MKP-J80	ZB	ZA			F-50	4
22	PIPE, STEERING HANDLE	53100-MKP-J80	ZA	ZA			F-7	10
23	RAIL COMP., SEAT	50240-MKP-J80	ZA	ZA			F-39	2
24	STRIPE A, L. MIDDLE COWL	86642-MKP-J80	ZC	ZB			F-50	9
25	STRIPE A, R. MIDDLE COWL	86641-MKP-J80	ZC	ZB			F-50	7
26	STRIPE B, L. MIDDLE COWL	86644-MKP-J80	ZC	ZB			F-50	12
27	STRIPE B, R. MIDDLE COWL	86643-MKP-J80	ZC	ZB			F-50	11
28	STRIPE, L. FUEL TANK	86172-MKP-J80	ZC	ZB			F-50	3
29	STRIPE, R. FUEL TANK	86171-MKP-J80	ZC	ZB			F-50	2
30	TANK ASSY., FUEL	17500-MKP-J80	ZC	ZB			F-21	6



CB500XA (CB500XAM).....CH,ED,KO

No.	MODEL		CB500XAM						
	COLOR		Grand prix red	Mat gunpowder black metallic	Pearl metalloid white	Applicable model		Applicable block No.	Ref. No.
	CODE		R-380	NH-436M	NH-A96P	Initial applicable model	Final applicable model		
	Name of colored parts	Basic part No.	R380	NH436	NHA96				
1	BODY COMP., FRAME	50100-MKP-J80	ZA	ZA	ZA			F-39	1
2	COVER A, L. SIDE	83611-MKP-J80	ZB	ZA	ZB			F-24	8
3	COVER A, R. SIDE	83511-MKP-J80	ZB	ZA	ZB			F-24	6
4	COVER, EX. MANIFOLD	18180-MKP-J40	ZB	ZB	ZB			F-27	25
5	COWL SET A, L. SIDE	64440-MKP-J80	ZB	ZA	ZB			F-45	11
6	COWL SET A, R. SIDE	64340-MKP-J80	ZB	ZA	ZB			F-45	6
7	COWL SET, L. MIDDLE	64400-MKP-DL0	-	ZD	ZC			F-45	9
8	COWL SET, L. MIDDLE	64400-MKP-J80	ZF	-	-			F-45	9
9	COWL SET, R. MIDDLE	64300-MKP-DL0	-	ZD	ZC			F-45	4
10	COWL SET, R. MIDDLE	64300-MKP-J80	ZC	-	-			F-45	4
11	COWL, L. RR.	77251-MJW-J80	ZA	ZA	ZA			F-23-10	3
12	COWL, R. RR.	77241-MGZ-J80	ZA	ZA	ZA			F-23-10	2
13	FENDER SET A, RR.	80100-MGZ-D01	ZA	ZA	ZA			F-34	3
14	FENDER SET A, RR.	80100-MJV-H01	ZA	ZA	-			F-34	3
15	FENDER SET, FR.	61110-MKP-J80	ZA	ZA	ZA			F-10	6
16	GRIP, L. RR.	77340-MGZ-J80	ZD	ZD	ZD			F-23	14
17	GRIP, R. RR.	77330-MGZ-J80	ZE	ZE	ZE			F-23	11
18	HOLDER, HANDLE UNDER	53132-MKP-J80	ZA	ZA	ZA			F-7	16
19	HOLDER, HANDLE UPPER	53131-MKP-J40	ZA	ZA	ZA			F-7	15
20	MARK, ABS	86611-MGZ-D10	ZA	ZA	ZA			F-50	6

CB500XA (CB500XAM).....CH,ED,KO

No.	MODEL		CB500XAM						
	COLOR		Grand prix red R-380	Mat gunpowder black metallic NH-436M	Pearl metaloid white NH-A96P	Applicable model		Applicable block No.	Ref. No.
	CODE					Initial applicable model	Final applicable model		
	Name of colored parts	Basic part No.	R380	NH436	NHA96				
21	MARK, HONDA	86102-MGZ-J00	ZA	ZA	ZA			F-50	1
22	MARK, L. WING	86202-MKP-J80	ZB	ZA	ZB			F-50	5
23	MARK, R. WING	86201-MKP-J80	ZB	ZA	ZB			F-50	4
24	PIPE, STEERING HANDLE	53100-MKP-J80	ZA	ZA	ZA			F-7	10
25	RAIL COMP., SEAT	50240-MKP-J80	ZB	ZB	ZB			F-39	2
26	STRIPE A, L. MIDDLE COWL	86642-MKP-DL0	-	ZB	ZA			F-50	9
27	STRIPE A, L. MIDDLE COWL	86642-MKP-J80	ZC	-	-			F-50	9
28	STRIPE A, R. MIDDLE COWL	86641-MKP-DL0	-	ZB	ZA			F-50	7
29	STRIPE A, R. MIDDLE COWL	86641-MKP-J80	ZC	-	-			F-50	7
30	STRIPE B, L. MIDDLE COWL	86644-MKP-DL0	-	ZB	ZA			F-50	12
31	STRIPE B, L. MIDDLE COWL	86644-MKP-J80	ZC	-	-			F-50	12
32	STRIPE B, R. MIDDLE COWL	86643-MKP-DL0	-	ZB	ZA			F-50	11
33	STRIPE B, R. MIDDLE COWL	86643-MKP-J80	ZC	-	-			F-50	11
34	STRIPE, L. FUEL TANK	86172-MKP-DL0	-	ZB	-			F-50	3
35	STRIPE, L. FUEL TANK	86172-MKP-J80	ZC	-	ZA			F-50	3
36	STRIPE, R. FUEL TANK	86171-MKP-DL0	-	ZB	-			F-50	2
37	STRIPE, R. FUEL TANK	86171-MKP-J80	ZC	-	ZA			F-50	2
38	TANK ASSY., FUEL	17500-MKP-DL0	-	ZB	-			F-21	6
39	TANK ASSY., FUEL	17500-MKP-J80	ZC	-	ZA			F-21	6



CB500XA (CB500XAM).....IN,MA

No.	MODEL		CB500XAM						
	COLOR		Grand prix red	Mat gunpowder black metallic	Pearl metalloid white	Applicable model		Applicable block No.	Ref. No.
	CODE		R-380	NH-436M	NH-A96P	Initial applicable model	Final applicable model		
	Name of colored parts	Basic part No.	R380	NH436	NHA96				
1	BODY COMP., FRAME	50100-MKP-C80	ZA	ZA	ZA			F-39	1
2	COVER A, L. SIDE	83611-MKP-J80	ZB	ZA	ZB			F-24	8
3	COVER A, R. SIDE	83511-MKP-J80	ZB	ZA	ZB			F-24	6
4	COVER, EX. MANIFOLD	18180-MKP-J40	ZB	ZB	ZB			F-27	25
5	COWL SET A, L. SIDE	64440-MKP-J80	ZB	ZA	ZB			F-45	11
6	COWL SET A, R. SIDE	64340-MKP-J80	ZB	ZA	ZB			F-45	6
7	COWL SET, L. MIDDLE	64400-MKP-DL0	-	ZD	ZC			F-45	9
8	COWL SET, L. MIDDLE	64400-MKP-J80	ZF	-	-			F-45	9
9	COWL SET, R. MIDDLE	64300-MKP-DL0	-	ZD	ZC			F-45	4
10	COWL SET, R. MIDDLE	64300-MKP-J80	ZC	-	-			F-45	4
11	COWL, L. RR.	77251-MJW-J80	ZA	ZA	ZA			F-23-10	3
12	COWL, R. RR.	77241-MGZ-J80	ZA	ZA	ZA			F-23-10	2
13	FENDER SET A, RR.	80100-MGZ-D01	ZA	ZA	ZA			F-34	3
14	FENDER SET A, RR.	80100-MGZ-J01	ZA	ZA	ZA			F-34	3
15	FENDER SET, FR.	61110-MKP-J80	ZA	ZA	ZA			F-10	6
16	GRIP, L. RR.	77340-MGZ-J80	ZD	ZD	ZD			F-23	14
17	GRIP, R. RR.	77330-MGZ-J80	ZE	ZE	ZE			F-23	11
18	HOLDER, HANDLE UNDER	53132-MKP-J80	ZA	ZA	ZA			F-7	16
19	HOLDER, HANDLE UPPER	53131-MKP-J40	ZA	ZA	ZA			F-7	15
20	MARK, ABS	86611-MGZ-D10	ZA	ZA	ZA			F-50	6

CB500XA (CB500XAM).....IN,MA

No.	MODEL		CB500XAM						
	COLOR		Grand prix red R-380	Mat gunpowder black metallic NH-436M	Pearl metalloid white NH-A96P	Applicable model		Applicable block No.	Ref. No.
	CODE					Initial applicable model	Final applicable model		
	Name of colored parts	Basic part No.	R380	NH436	NHA96				
21	MARK, HONDA	86102-MGZ-J00	ZA	ZA	ZA			F-50	1
22	MARK, L. WING	86202-MKP-J80	ZB	ZA	ZB			F-50	5
23	MARK, R. WING	86201-MKP-J80	ZB	ZA	ZB			F-50	4
24	PIPE, STEERING HANDLE	53100-MKP-J80	ZA	ZA	ZA			F-7	10
25	RAIL COMP., SEAT	50240-MKP-J80	ZB	ZB	ZB			F-39	2
26	STRIPE A, L. MIDDLE COWL	86642-MKP-DL0	-	ZB	ZA			F-50	9
27	STRIPE A, L. MIDDLE COWL	86642-MKP-J80	ZC	-	-			F-50	9
28	STRIPE A, R. MIDDLE COWL	86641-MKP-DL0	-	ZB	ZA			F-50	7
29	STRIPE A, R. MIDDLE COWL	86641-MKP-J80	ZC	-	-			F-50	7
30	STRIPE B, L. MIDDLE COWL	86644-MKP-DL0	-	ZB	ZA			F-50	12
31	STRIPE B, L. MIDDLE COWL	86644-MKP-J80	ZC	-	-			F-50	12
32	STRIPE B, R. MIDDLE COWL	86643-MKP-DL0	-	ZB	ZA			F-50	11
33	STRIPE B, R. MIDDLE COWL	86643-MKP-J80	ZC	-	-			F-50	11
34	STRIPE, L. FUEL TANK	86172-MKP-DL0	-	ZB	-			F-50	3
35	STRIPE, L. FUEL TANK	86172-MKP-J80	ZC	-	ZA			F-50	3
36	STRIPE, R. FUEL TANK	86171-MKP-DL0	-	ZB	-			F-50	2
37	STRIPE, R. FUEL TANK	86171-MKP-J80	ZC	-	ZA			F-50	2
38	TANK ASSY., FUEL	17500-MKP-DL0	-	ZB	-			F-21	6
39	TANK ASSY., FUEL	17500-MKP-J80	ZC	-	ZA			F-21	6



CB500XA (CB500XAM).....U

No.	MODEL		CB500XAM						
	COLOR		Grand prix red	Mat gunpowder black metallic	Pearl metalloid white	Applicable model		Applicable block No.	Ref. No.
	CODE		R-380	NH-436M	NH-A96P	Initial applicable model	Final applicable model		
	Name of colored parts	Basic part No.	R380	NH436	NHA96				
1	BODY COMP., FRAME	50100-MKP-C80	ZA	ZA	ZA			F-39	1
2	COVER A, L. SIDE	83611-MKP-J80	ZB	ZA	ZB			F-24	8
3	COVER A, R. SIDE	83511-MKP-J80	ZB	ZA	ZB			F-24	6
4	COVER, EX. MANIFOLD	18180-MKP-J40	ZB	ZB	ZB			F-27	25
5	COWL SET A, L. SIDE	64440-MKP-J80	ZB	ZA	ZB			F-45	11
6	COWL SET A, R. SIDE	64340-MKP-J80	ZB	ZA	ZB			F-45	6
7	COWL SET, L. MIDDLE	64400-MKP-DL0	-	ZD	ZC			F-45	9
8	COWL SET, L. MIDDLE	64400-MKP-J80	ZF	-	-			F-45	9
9	COWL SET, R. MIDDLE	64300-MKP-DL0	-	ZD	ZC			F-45	4
10	COWL SET, R. MIDDLE	64300-MKP-J80	ZC	-	-			F-45	4
11	COWL, L. RR.	77251-MJW-J80	ZA	ZA	ZA			F-23-10	3
12	COWL, R. RR.	77241-MGZ-J80	ZA	ZA	ZA			F-23-10	2
13	FENDER SET A, RR.	80100-MGZ-D01	ZA	ZA	ZA			F-34	3
14	FENDER SET, FR.	61110-MKP-J80	ZA	ZA	ZA			F-10	6
15	GRIP, L. RR.	77340-MGZ-J80	ZD	ZD	ZD			F-23	14
16	GRIP, R. RR.	77330-MGZ-J80	ZE	ZE	ZE			F-23	11
17	HOLDER, HANDLE UNDER	53132-MKP-J80	ZA	ZA	ZA			F-7	16
18	HOLDER, HANDLE UPPER	53131-MKP-J40	ZA	ZA	ZA			F-7	15
19	MARK, ABS	86611-MGZ-D10	ZA	ZA	ZA			F-50	6
20	MARK, HONDA	86102-MGZ-J00	ZA	ZA	ZA			F-50	1

CB500XA (CB500XAM).....U

No.	MODEL		CB500XAM						
	COLOR		Grand prix red	Mat gunpowder black metallic	Pearl metalloid white	Applicable model		Applicable block No.	Ref. No.
	CODE		R-380	NH-436M	NH-A96P	Initial applicable model	Final applicable model		
	Name of colored parts	Basic part No.	R380	NH436	NHA96				
21	MARK, L. WING	86202-MKP-J80	ZB	ZA	ZB			F-50	5
22	MARK, R. WING	86201-MKP-J80	ZB	ZA	ZB			F-50	4
23	PIPE, STEERING HANDLE	53100-MKP-J80	ZA	ZA	ZA			F-7	10
24	RAIL COMP., SEAT	50240-MKP-J80	ZB	ZB	ZB			F-39	2
25	STRIPE A, L. MIDDLE COWL	86642-MKP-DL0	-	ZB	ZA			F-50	9
26	STRIPE A, L. MIDDLE COWL	86642-MKP-J80	ZC	-	-			F-50	9
27	STRIPE A, R. MIDDLE COWL	86641-MKP-DL0	-	ZB	ZA			F-50	7
28	STRIPE A, R. MIDDLE COWL	86641-MKP-J80	ZC	-	-			F-50	7
29	STRIPE B, L. MIDDLE COWL	86644-MKP-DL0	-	ZB	ZA			F-50	12
30	STRIPE B, L. MIDDLE COWL	86644-MKP-J80	ZC	-	-			F-50	12
31	STRIPE B, R. MIDDLE COWL	86643-MKP-DL0	-	ZB	ZA			F-50	11
32	STRIPE B, R. MIDDLE COWL	86643-MKP-J80	ZC	-	-			F-50	11
33	STRIPE, L. FUEL TANK	86172-MKP-DL0	-	ZB	-			F-50	3
34	STRIPE, L. FUEL TANK	86172-MKP-J80	ZC	-	ZA			F-50	3
35	STRIPE, R. FUEL TANK	86171-MKP-DL0	-	ZB	-			F-50	2
36	STRIPE, R. FUEL TANK	86171-MKP-J80	ZC	-	ZA			F-50	2
37	TANK ASSY., FUEL	17500-MKP-DL0	-	ZB	-			F-21	6
38	TANK ASSY., FUEL	17500-MKP-J80	ZC	-	ZA			F-21	6



Fuel hose, general purpose hoses and vinyl hose

- The standard part fuel hose, general purpose hose and vinyl hose may be substituted by the coiled bulk part.
- When ordering the standard part fuel hose, general purpose hose and vinyl hose use the bulk part number written in the parts catalogue in brackets () underneath the part name, or use the catalogue below.
(The bulk part standard length is 1 m, however, those displayed in the catalogue < > are available in 3 m and 8 m lengths.)
- When exchanging the hose, cut and use at the specified length as mentioned in the part name.
(For the method of cutting the bulk part, and method of filling out orders etc., please refer to the service manual and the instructions issued with the bulk part.)
- The list below is a catalogue of the standard part numbers and bulk part numbers. Note that those numbers are applicable to the listed replacement parts only.

Fuel hoses/Tubes			
Standard part No.	Bulk part No.	Bulk part	
		Inner diameter (mm)	Length (m)
95001-30xxx-2x	95001-30001-20M	3.0	1
95001-30xxx-3x	95001-30001-30M	3.0	1
95001-30xxx-4x	95001-30001-40M	3.0	1
95001-35xxx-2x	95001-35001-50M <95001-35003-50M>	3.5	1 3
95001-35xxx-3x	95001-35001-60M <95001-35003-60M>	3.5	1 3
95001-35xxx-4x	95001-35001-60M <95001-35003-60M>	3.5	1 3
95001-35xxx-5x	95001-35001-50M <95001-35003-50M>	3.5	1 3
95001-35xxx-6x	95001-35001-60M <95001-35003-60M>	3.5	1 3
95001-45xxx-2x	95001-45001-50M <95001-45003-50M>	4.5	1 3
95001-45xxx-3x	95001-45001-60M <95001-45003-60M> <95001-45008-60M>	4.5	1 3 8
95001-45xxx-4x	95001-45001-60M <95001-45003-60M> <95001-45008-60M>	4.5	1 3 8
95001-45xxx-5x	95001-45001-50M <95001-45003-50M>	4.5	1 3
95001-45xxx-6x	95001-45001-60M <95001-45003-60M> <95001-45008-60M>	4.5	1 3 8
95001-55xxx-2x	95001-55001-50M <95001-55003-50M> <95001-55008-50M>	5.5	1 3 8

Fuel hoses/Tubes			
Standard part No.	Bulk part No.	Bulk part	
		Inner diameter (mm)	Length (m)
95001-55xxx-3x	95001-55001-60M <95001-55003-60M> <95001-55008-60M>	5.5	1 3 8
95001-55xxx-4x	95001-55001-60M <95001-55003-60M> <95001-55008-60M>	5.5	1 3 8
95001-55xxx-5x	95001-55001-50M <95001-55003-50M> <95001-55008-50M>	5.5	1 3 8
95001-55xxx-6x	95001-55001-60M <95001-55003-60M> <95001-55008-60M>	5.5	1 3 8
95001-75xxx-2x	95001-75001-50M <95001-75003-50M>	7.5	1 3
95001-75xxx-3x	95001-75001-60M <95001-75003-60M> <95001-75008-60M>	7.5	1 3 8
95001-75xxx-4x	95001-75001-60M <95001-75003-60M> <95001-75008-60M>	7.5	1 3 8
95001-75xxx-5x	95001-75001-50M <95001-75003-50M>	7.5	1 3
95001-75xxx-6x	95001-75001-60M <95001-75003-60M> <95001-75008-60M>	7.5	1 3 8
95001-80xxx-2x	95001-80001-50M	8.0	1
95001-80xxx-3x	95001-80001-60M	8.0	1
95001-80xxx-4x	95001-80001-60M	8.0	1
95001-80xxx-5x	95001-80001-50M	8.0	1
95001-80xxx-6x	95001-80001-60M	8.0	1

Vinyl tube				
Standard part No.	Bulk part No.	Bulk part		
		Inner dia- meter (mm)	Outer dia-meter (mm)	Length (m)
95003-01xxx-3x	95003-01001-60M <95003-01003-60M>	2.9	6.8	1 3
95003-01xxx-60	95003-01001-60M <95003-01003-60M>	2.9	6.8	1 3
95003-03xxx-3x	95003-03001-60M <95003-03003-60M>	3.0	6.0	1 3
95003-03xxx-60	95003-03001-60M <95003-03003-60M>	3.0	6.0	1 3
95003-05xxx-3x	95003-05001-60M <95003-05003-60M> <95003-05008-60M>	3.5	6.5	1 3 8
95003-05xxx-60	95003-05001-60M <95003-05003-60M> <95003-05008-60M>	3.5	6.5	1 3 8
95003-07xxx-1x	95003-07001-10M <95003-07003-10M> <95003-07008-10M>	4.0	7.0	1 3 8
95003-07xxx-20	95003-07001-10M <95003-07003-10M> <95003-07008-10M>	4.0	7.0	1 3 8
95003-07xxx-3x	95003-07001-60M <95003-07003-60M> <95003-07008-60M>	4.0	7.0	1 3 8
95003-07xxx-60	95003-07001-60M <95003-07003-60M> <95003-07008-60M>	4.0	7.0	1 3 8
95003-07xxx-7x	95003-07001-70M <95003-07003-70M> <95003-07008-70M>	4.0	7.0	1 3 8
95003-08xxx-1x	95003-08001-10M <95003-08003-10M> <95003-08008-10M>	4.5	6.5	1 3 8
95003-09xxx-3x	95003-09001-60M <95003-09003-60M>	4.5	8.0	1 3
95003-09xxx-60	95003-09001-60M <95003-09003-60M>	4.5	8.0	1 3
95003-10xxx-1x	95003-10001-10M <95003-10003-10M>	5.0	8.0	1 3
95003-10xxx-20	95003-10001-10M <95003-10003-10M>	5.0	8.0	1 3
95003-10xxx-3x	95003-10001-60M <95003-10003-60M>	5.0	8.0	1 3
95003-10xxx-60	95003-10001-60M <95003-10003-60M>	5.0	8.0	1 3
95003-11xxx-3x	95003-11001-60M <95003-11003-60M> <95003-11008-60M>	5.0	9.0	1 3 8
95003-11xxx-60	95003-11001-60M <95003-11003-60M> <95003-11008-60M>	5.0	9.0	1 3 8
95003-12xxx-1x	95003-12001-10M <95003-12003-10M> <95003-12008-10M>	5.0	7.0	1 3 8
95003-12xxx-20	95003-12001-10M <95003-12003-10M> <95003-12008-10M>	5.0	7.0	1 3 8

Vinyl tube				
Standard part No.	Bulk part No.	Bulk part		
		Inner dia- meter (mm)	Outer dia-meter (mm)	Length (m)
95003-14xxx-1x	95003-14001-10M <95003-14003-10M>	6.0	9.0	1 3
95003-14xxx-20	95003-14001-10M <95003-14003-10M>	6.0	9.0	1 3
95003-14xxx-3x	95003-14001-60M <95003-14003-60M>	6.0	9.0	1 3
95003-17xxx-1x	95003-17001-10M <95003-17003-10M>	7.0	9.0	1 3
95003-19xxx-1x	95003-19001-10M <95003-19003-10M> <95003-19008-10M>	7.0	11.0	1 3 8
95003-19xxx-20	95003-19001-10M <95003-19003-10M> <95003-19008-10M>	7.0	11.0	1 3 8
95003-19xxx-3x	95003-19001-60M <95003-19003-60M> <95003-19008-60M>	7.0	11.0	1 3 8
95003-19xxx-60	95003-19001-60M <95003-19003-60M> <95003-19008-60M>	7.0	11.0	1 3 8
95003-21xxx-1x	95003-21001-10M <95003-21003-10M>	8.0	9.0	1 3
95003-21xxx-20	95003-21001-10M <95003-21003-10M>	8.0	9.0	1 3
95003-23xxx-1x	95003-23001-10M <95003-23003-10M>	8.0	12.0	1 3
95003-23xxx-20	95003-23001-10M <95003-23003-10M>	8.0	12.0	1 3
95003-23xxx-3x	95003-23001-60M <95003-23003-60M> <95003-23008-60M>	8.0	12.0	1 3 8
95003-23xxx-60	95003-23001-60M <95003-23003-60M> <95003-23008-60M>	8.0	12.0	1 3 8
95003-25xxx-1x	95003-25001-10M <95003-25003-10M>	9.0	11.0	1 3
95003-25xxx-20	95003-25001-10M <95003-25003-10M>	9.0	11.0	1 3
95003-25xxx-3x	95003-25001-60M <95003-25003-60M>	9.0	11.0	1 3
95003-25xxx-7x	95003-25001-70M <95003-25003-70M>	9.0	11.0	1 3
95003-27xxx-1x	95003-27001-10M <95003-27003-10M>	9.0	13.0	1 3
95003-27xxx-20	95003-27001-10M <95003-27003-10M>	9.0	13.0	1 3
95003-27xxx-3x	95003-27001-60M <95003-27003-60M>	9.0	13.0	1 3
95003-27xxx-60	95003-27001-60M <95003-27003-60M>	9.0	13.0	1 3
95003-33xxx-1x	95003-33001-10M <95003-33003-10M>	10.0	14.0	1 3
95003-33xxx-20	95003-33001-10M <95003-33003-10M>	10.0	14.0	1 3

Vinyl tube				
Standard part No.	Bulk part No.	Bulk part		
		Inner dia- meter (mm)	Outer dia-meter (mm)	Length (m)
95003-36xxx-1x	95003-36001-10M <95003-36003-10M> <95003-36008-10M>	11.0	13.0	1 3 8
95003-36xxx-20	95003-36001-10M <95003-36003-10M> <95003-36008-10M>	11.0	13.0	1 3 8
95003-37xxx-3x	95003-37001-60M <95003-37003-60M>	11.0	15.0	1 3
95003-37xxx-60	95003-37001-60M <95003-37003-60M>	11.0	15.0	1 3
95003-38xxx-1x	95003-38001-10M <95003-38003-10M>	12.0	13.0	1 3
95003-38xxx-20	95003-38001-10M <95003-38003-10M>	12.0	13.0	1 3
95003-39xxx-1x	95003-39001-10M <95003-39003-10M>	12.0	14.0	1 3
95003-39xxx-20	95003-39001-10M <95003-39003-10M>	12.0	14.0	1 3
95003-40xxx-20	95003-40001-10M <95003-40003-10M>	12.0	16.0	1 3
95003-40xxx-3x	95003-40001-60M <95003-40003-60M>	12.0	16.0	1 3
95003-40xxx-60	95003-40001-60M <95003-40003-60M>	12.0	16.0	1 3
95003-43xxx-1x	95003-43001-10M <95003-43003-10M> <95003-43008-10M>	13.0	15.0	1 3 8
95003-43xxx-20	95003-43001-10M <95003-43003-10M> <95003-43008-10M>	13.0	15.0	1 3 8
95003-45xxx-1x	95003-45001-10M <95003-45003-10M> <95003-45008-10M>	14.0	18.0	1 3 8
95003-45xxx-20	95003-45001-10M <95003-45003-10M> <95003-45008-10M>	14.0	18.0	1 3 8
95003-50xxx-1x	95003-50001-10M <95003-50003-10M>	16.0	19.0	1 3
95003-50xxx-20	95003-50001-10M <95003-50003-10M>	16.0	19.0	1 3
95003-50xxx-3x	95003-50001-60M <95003-50003-60M>	16.0	19.0	1 3
95003-55xxx-1x	95003-55001-10M <95003-55003-10M>	17.5	20.5	1 3
95003-55xxx-20	95003-55001-10M <95003-55003-10M>	17.5	20.5	1 3
95003-60xxx-1x	95003-60001-10M <95003-60003-10M>	22.0	27.0	1 3
95003-60xxx-20	95003-60001-10M <95003-60003-10M>	22.0	27.0	1 3
95003-60xxx-3x	95003-60001-60M <95003-60003-60M>	22.0	27.0	1 3
95003-60xxx-60	95003-60001-60M <95003-60003-60M>	22.0	27.0	1 3



General purpose hoses			
Standard part No.	Bulk part No.	Bulk part	
		Inner diameter (mm)	Length (m)
95005-11xxx-3x	95005-11001-30M	11.0	1
95005-11xxx-5x	95005-11001-50M	11.0	1
95005-12xxx-1x	95005-12001-10M <95005-12003-10M>	12.0	1 3
95005-12xxx-2x	95005-12001-20M	12.0	1
95005-12xxx-3x	95005-12001-30M	12.0	1
95005-12xxx-5x	95005-12001-50M	12.0	1
95005-14xxx-1x	95005-14001-10M	14.0	1
95005-14xxx-2x	95005-14001-20M <95005-14003-20M>	14.0	1 3
95005-14xxx-3x	95005-14001-30M	14.0	1
95005-14xxx-5x	95005-14001-50M	14.0	1
95005-17xxx-1x	95005-17001-10M	17.0	1
95005-17xxx-2x	95005-17001-20M	17.0	1
95005-17xxx-3x	95005-17001-30M	17.0	1
95005-17xxx-5x	95005-17001-50M	17.0	1
95005-30xxx-3x	95005-30001-30M	3.0	1
95005-30xxx-5x	95005-30001-50M	3.0	1
95005-35xxx-1x	95005-35001-10M <95005-35003-10M> <95005-35008-10M>	3.5	1 3 8
95005-35xxx-2x	95005-35001-20M	3.5	1
95005-35xxx-3x	95005-35001-30M	3.5	1
95005-35xxx-4x	95005-35001-10M <95005-35003-10M> <95005-35008-10M>	3.5	1 3 8
95005-35xxx-5x	95005-35001-50M	3.5	1
95005-45xxx-1x	95005-45001-10M <95005-45003-10M> <95005-45008-10M>	4.5	1 3 8
95005-45xxx-2x	95005-45001-20M	4.5	1
95005-45xxx-3x	95005-45001-30M	4.5	1

General purpose hoses			
Standard part No.	Bulk part No.	Bulk part	
		Inner diameter (mm)	Length (m)
95005-45xxx-4x	95005-45001-10M <95005-45003-10M> <95005-45008-10M>	4.5	1 3 8
95005-45xxx-5x	95005-45001-50M	4.5	1
95005-50xxx-3x	95005-50001-30M <95005-50003-30M>	5.0	1 3
95005-50xxx-5x	95005-50001-50M	5.0	1
95005-55xxx-1x	95005-55001-10M <95005-55003-10M> <95005-55008-10M>	5.3	1 3 8
95005-55xxx-2x	95005-55001-20M <95005-55003-20M>	5.3	1 3
95005-55xxx-4x	95005-55001-10M <95005-55003-10M> <95005-55008-10M>	5.3	1 3 8
95005-65xxx-1x	95005-65001-10M <95005-65003-10M>	6.5	1 3
95005-65xxx-2x	95005-65001-20M	6.5	1
95005-70xxx-3x	95005-70001-30M <95005-70003-30M>	7.0	1 3
95005-70xxx-5x	95005-70001-50M	7.0	1
95005-75xxx-1x	95005-75001-10M <95005-75003-10M>	7.3	1 3
95005-75xxx-2x	95005-75001-20M	7.3	1
95005-80xxx-1x	95005-80001-10M <95005-80003-10M>	8.0	1 3
95005-80xxx-2x	95005-80001-20M	8.0	1
95005-80xxx-3x	95005-80001-30M	8.0	1
95005-80xxx-5x	95005-80001-50M	8.0	1
95005-91xxx-3x	95005-91001-30M	12.0	1
95005-91xxx-5x	95005-91001-50M	12.0	1
95005-92xxx-3x	95005-92001-30M	12.0	1
95005-92xxx-5x	95005-92001-50M	12.0	1

NOTE: X is displayed to represent the omitted numerals and letters of the roman alphabet.

⊙ **CAUTION: It is DANGEROUS to confuse the fuel hose with the general purpose hose or vinyl hose.**

Never use a general purpose hose or vinyl hose in place of a fuel hose or vice versa. Always use the correct bulk part in the parts catalogue, according to the service manual or the instructions issued with the bulk part.

• Bulk part number of fuel hose, general purpose hose and vinyl hose.

(Example)

9 5 0 0 1 - 7 5 0 0 1 - 5 0 M

Bulk part number: Refers to the bulk part.

Marking code (hose type): (fuel hose and general purpose hose)

Change code (for added hose): (Vinyl hose)

• Indicates number mark or change sequence, however, the code for the bulk part must be strictly 0 (zero).

Types of code:

- Fuel hose
 - 2: Red outside braid (3 mm inside dia. only)
 - 5: Black inside braid
 - 3: Red (3 mm inside dia. only)
 - 4: Ash gray with red stripe (3 mm inside dia. only)
 - 6: Black

- Vinyl hose
 - 1: Clear
 - 2: Black
 - 3: Light red
 - 6: Light red
 - 7: Pale black

- General hose
 - 1: Ash gray
 - 2: Ash gray
 - 3: Black
 - 5: Black

Lengths: 001: 1 m (standard)
003: 3 m
008: 8 m

I.D code: (fuel hose and general purpose hose)

- | | |
|--------------------|--------------------------------|
| 30: 3.0 mm | 11: 11 mm |
| 35: 3.5 mm | 91: 12 mm (outside dia. 15) mm |
| 45: 4.5 mm | 92: 12 mm (outside dia. 16) mm |
| 50: 5.0 mm | 12: 12 mm (outside dia. 17) mm |
| 55: 5.3 mm, 5.5 mm | 14: 14 mm |
| 65: 6.5 mm | 17: 17 mm |
| 70: 7.0 mm | |
| 75: 7.3 mm, 7.5 mm | |
| 80: 8.0 mm | |

ID./OD. code: (vinyl hose)

- | | | |
|-------------------------|---------------------------|---------------------------|
| 01: ID. 2.9, OD. 6.8 mm | 14: ID. 6.0, OD. 9.0 mm | 37: ID. 11.0, OD. 15.0 mm |
| 03: ID. 3.0, OD. 6.0 mm | 17: ID. 7.0, OD. 9.0 mm | 38: ID. 12.0, OD. 13.0 mm |
| 05: ID. 3.5, OD. 6.5 mm | 19: ID. 7.0, OD. 11.0 mm | 39: ID. 12.0, OD. 14.0 mm |
| 07: ID. 4.0, OD. 7.0 mm | 21: ID. 8.0, OD. 9.0 mm | 40: ID. 12.0, OD. 16.0 mm |
| 08: ID. 4.5, OD. 6.5 mm | 23: ID. 8.0, OD. 12.0 mm | 43: ID. 13.0, OD. 15.0 mm |
| 09: ID. 4.5, OD. 8.0 mm | 25: ID. 9.0, OD. 11.0 mm | 45: ID. 14.0, OD. 18.0 mm |
| 12: ID. 5.0, OD. 7.0 mm | 27: ID. 9.0, OD. 13.0 mm | 50: ID. 16.0, OD. 19.0 mm |
| 10: ID. 5.0, OD. 8.0 mm | 33: ID. 10.0, OD. 14.0 mm | 55: ID. 17.5, OD. 20.5 mm |
| 11: ID. 5.0, OD. 9.0 mm | 36: ID. 11.0, OD. 13.0 mm | 60: ID. 22.0, OD. 27.0 mm |

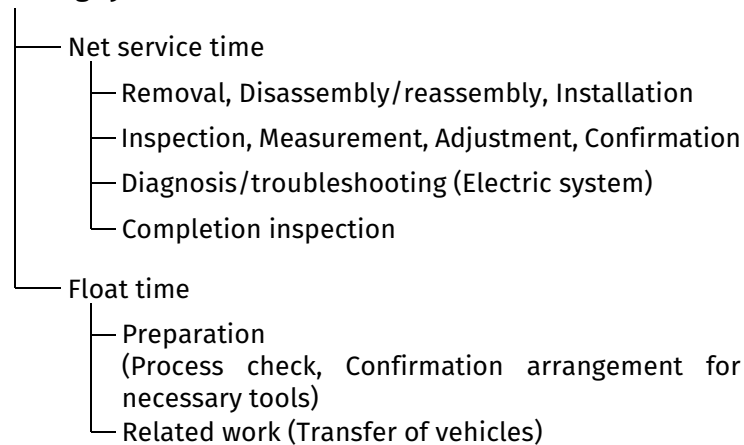
Hose type: 1: Fuel hose
3: Vinyl hose
5: General hose



FLAT RATE SERVICE TIME

Flat rate service time (FRT) means the standard time required to service a MC, which is listed in this manual to help the dealers control the actual working process and calculate the service charge by using it as a guide.

FRT setting system



* Float time is set by multiplying the net service time by a given coefficient.

Editorial style

The service items shown in the text are listed with the exchange work time for the repair sales parts as the subject. Other representative service items not using repair parts (removal/installation, adjustment, inspection/measuring, and other work) are listed collectively in the list in the preface, classified according to the work.

FRT setting standard

- Decimal system (in unit of 0.1) is adopted to set FRT as it is convenient to calculate the wage.
Example: (0.1)→6 minutes, (0.2)→12 minutes
[Labor cost per hour] x [FRT] = [Wage]
- FRT is set with a hand tool.
- Service items and FRT can be subject to change depending on development of tools and service equipment and improvement in service procedure.

Work procedure

- As the work procedure is set with the work time according to the method in the separate Service Manual, refer to this Manual as required.
- Work methods permitting servicing in the shortest time still permitting assurance of safe work and product warranty are used for the setting of service items not listed in the Service Manual.
- Work basically is to be performed by one person, and when two or more people are required, setting is done as the total time for the number of people.
- The set value for the technological level of the workers uses a person with three years of experience in the repair of Honda vehicles as the standard.
- Special tools and service equipment used to set FRT are those specified or recommended in Service Manual.

Service item whose FRT is not presented

- Accessories and service parts that are not listed to use in this manual.
 - Locations with little aging deterioration or breakage during normal use.
 - Service work that can be finished by one touch.
 - Service work that is seldom done (i.e. extremely small causes of trouble and service frequency).
- * When FRT is not presented, please calculate wages based on appropriate actual work time

Operation not included of FRT

- Oil and coolant water draining, Waiting time for warming up operation and etc..
- Additional operation that involves removal/installation of standard exterior equipment.
- Indirect time spent for service by visiting the customer, trade-in, and delivery of a MC.
- Indirect time required for ordering and delivery of parts.
- Cost for grease, adhesive agent, etc. used for service work.

**Explanation of FRT by using an example
(The example may differ from the actual presented items)**

Ref. No.	L.O.N.	(Relative ref. Number) Description	F.R.T.
① ②	111118	(1, 3, 4, 7) CAMSHAFT 4.5	②
③	111118A	⑥ • Includes: Valve clearance adjustment Replace rocker arm add1.0	⑤

- ① Reference No. of the illustration of part that shows location of the replacement work.
- ② FRT is an abbreviation of Flat Rate Time indicating the standard service time required for the replacement.
- ③ LON is an abbreviation of Labor Operation Number, and it is a classification of the service items by the work unit code.

The same operation code is used regardless of the models.

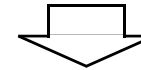
Standard operation is indicated with 6 digits code, and additional operation is indicated with 7 digits code.
- ④ Indicating the camshaft replacement and FRT4.5.
- ⑤ Indicating FRT1.0 that will be added when additional operation (replace rocker arm) is done in association with camshaft replacement.

- ⑥ Indicating work contents that are included in the service item.
- ⑦ Indicating a reference No. whose operation and time are the same as FRT4.5 for the camshaft.

(The application range is limited to the service items without an LON setting within a same block.)

**How to refer to the service item by using the sample
(camshaft replacement)**

Open to the page of the block where the camshaft's spare part illustration is shown.



Look for the camshaft illustration, and refer to the service item and FRT that agree with the reference No.

Indication mark for the listing of service items that continues to the following page

Ref. No.	L.O.N.	(Relative ref. Number) Description	F.R.T.
2	111118	CAMSHAFT	4.5
	.	.	.
	.	.	.

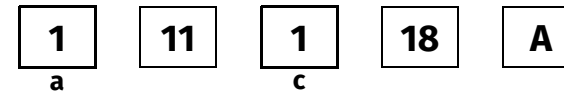
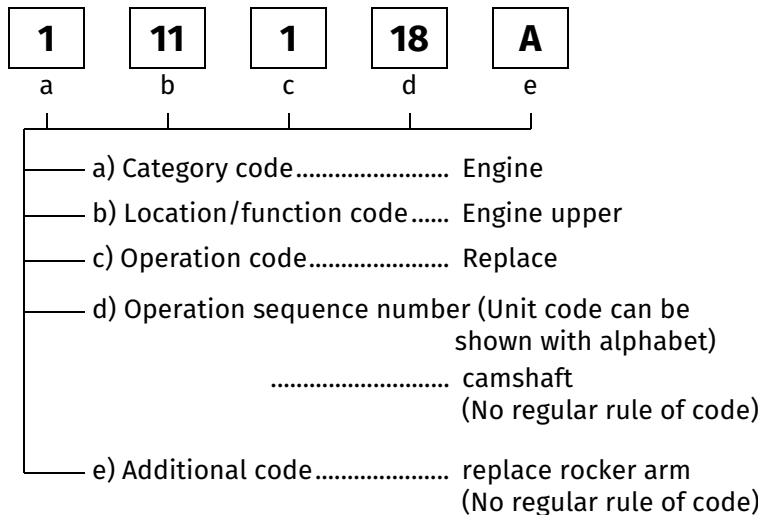
+

Mark indicated at the last line.

Indication of the block with no setting of FRT

Ref. No.	L.O.N.	(Relative ref. Number) Description	F.R.T.
NO INFORMATION			

• LON code system



a) Category codes and classification

Code	Category
1	Engine
2	Transmission
3	Fuel & Exhaust
4	Frame & Body
5	Steering/Suspension
6	Electrical
7	Wheels/Brakes
8	Controls/instrument
9	-
0	-

c) Operation codes and classification

Code	Operation category
1	Replace, Removal/Installation, Change
2	Overhaul
3	Adjust, Balance
4	(Paint-related work: Top-coat)
5	Test, Inspect/diagnose, Measurement, Check
6	(Overhaul-related work: Rebore)
7	(Overhaul-related work: Reseal)
8	(Resurface)
9	(Paint-related work: Refinish)
0	Repair, Cleaning, Air bleeding



Major service items without using spare parts

Removal/Installation, Adjustment, Inspection/Measurement, Other work

E: Engine, F: Frame

*** OPERATIONS OTHER THAN REPLACING PARTS**

• Removal/installation

Set for the configuration with the parts removed from the vehicle.

	LON	DESCRIPTION	FRT
E	1101E5	TILTING ENGINE ASSEMBLY- REMOVAL/INSTALLATION INCLUDES: All necessary adjustment	3.5
	3111D5	THROTTLE BODY ASSEMBLY- REMOVAL/INSTALLATION	1.2
	1101E6	CRANKCASE SEPARATION INCLUDES: Engine removal and installation	5.9
F	1151E6	RADIATOR ASSEMBLY- REMOVAL/INSTALLATION	0.7

• Adjustment

	LON	DESCRIPTION	FRT
E	2123A0	CLUTCH-ADJUSTMENT INCLUDES: Clutch lever adjustment	0.1
	6143A1	SPARK PLUG-ADJUSTMENT/CLEANING NOTE: For 1 vehicle	0.9
	1113A0	VALVE CLEARANCE-ADJUSTMENT NOTE: For 1 vehicle	1.8
F	6163A0	HEADLIGHT-AIMING	0.1
	2133A0	DRIVE CHAIN-ADJUSTMENT	0.1
	7103A1	FRONT WHEEL-BALANCE	0.6
	7103A2	REAR WHEEL-BALANCE	0.7
	3113A3	THROTTLE OPERATION-ADJUSTMENT	0.1

• Inspection/Measurement

	LON	DESCRIPTION	FRT
E	1115A0	COMPRESSION PRESSURE-MEASUREMENT	1.0
	6145A0	IGNITION TIMING-INSPECTION	0.8
F	6105A0	BATTERY-CHARGE INCLUDES: In case of open type battery, checking electrolyte level and charge.	0.2

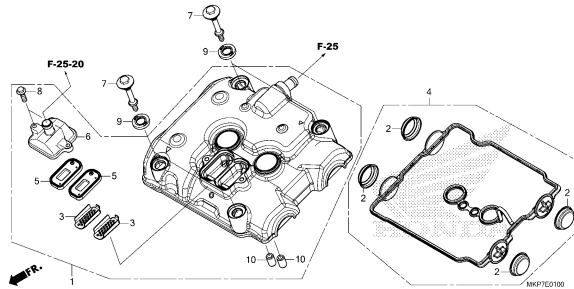
• Other work

	LON	DESCRIPTION	FRT
E	1130A2	OIL STRAINER-CLEANING	0.8
F	7110A0	FRONT BRAKE-AIR BLEEDING	0.2
	7110A1	REAR BRAKE-AIR BLEEDING	0.2
	1151E7	RADIATOR COOLANT-CHANGE	0.5
	6145A2	HISS MEMORIZATION	0.3
	6185A0	ECM/PCM UPDATE	0.2

ENGINE GROUP

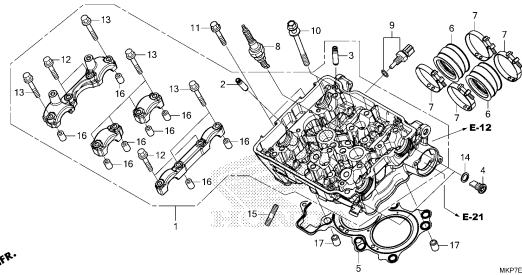
E-1

CYLINDER HEAD COVER



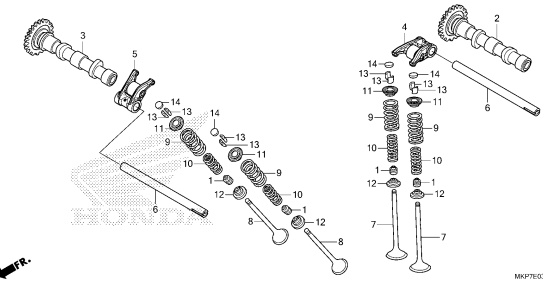
E-2

CYLINDER HEAD



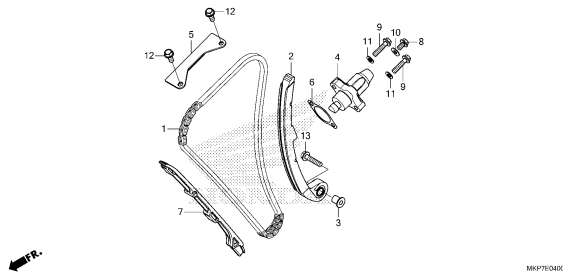
E-3

CAMSHAFT/VALVE



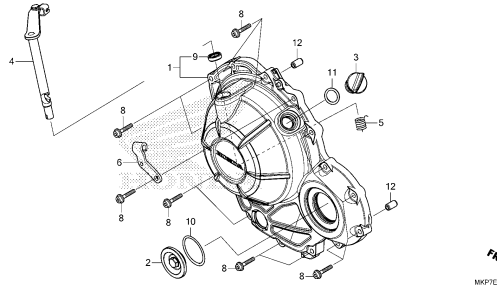
E-4

CAM CHAIN/TENSIONER



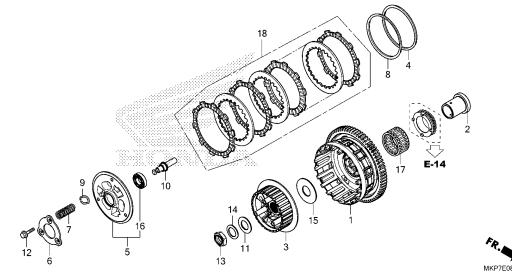
E-6

RIGHT CRANKCASE COVER



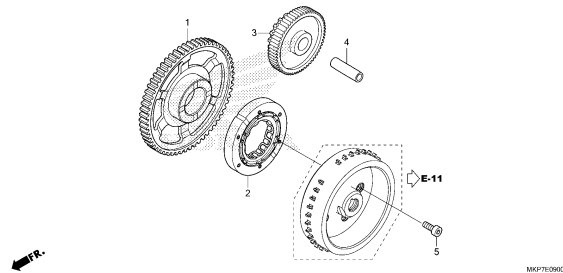
E-8

CLUTCH



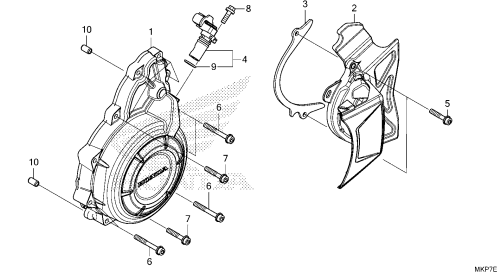
E-9

STARTING CLUTCH



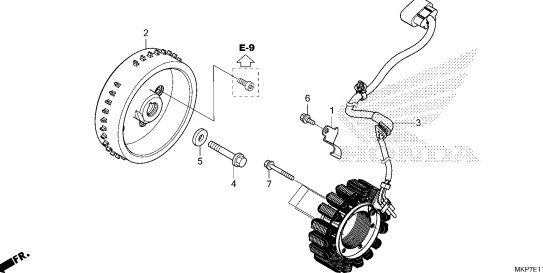
E-10

A.C. GENERATOR COVER



E-11

GENERATOR

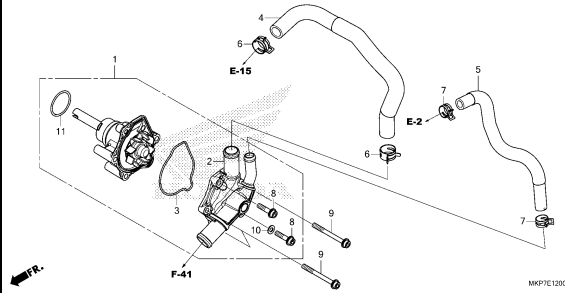


2

ENGINE GROUP

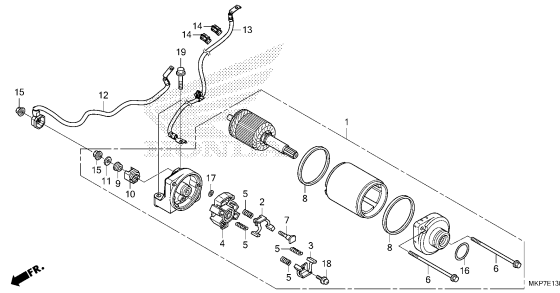
E-12

WATER PUMP



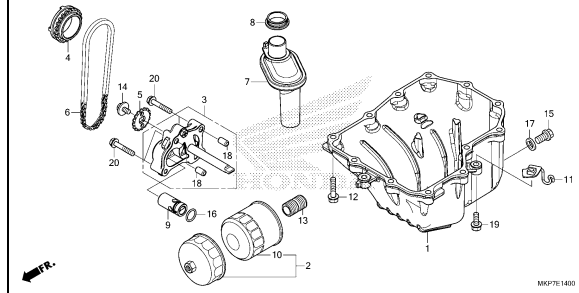
E-13

STARTER MOTOR



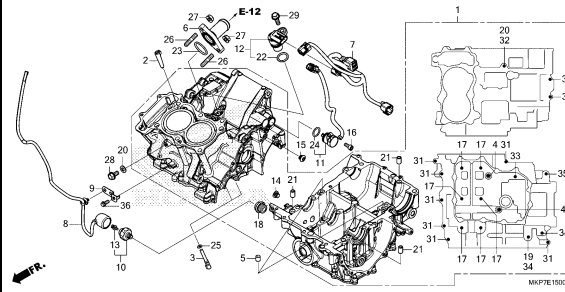
E-14

OIL PAN/OIL PUMP



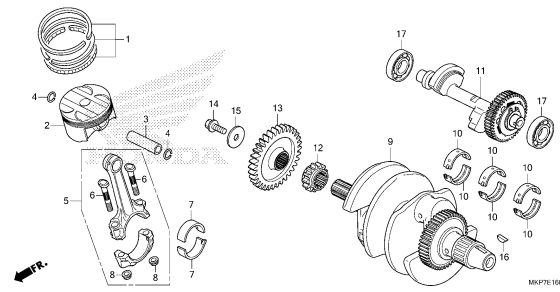
E-15

CRANKCASE



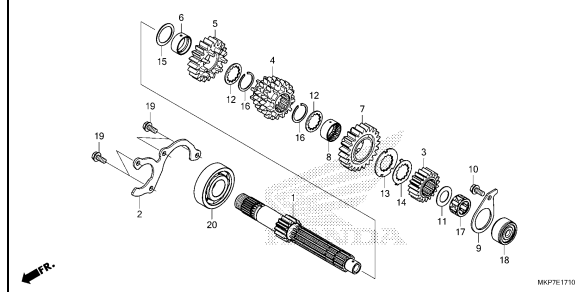
E-16

CRANKSHAFT/PISTON



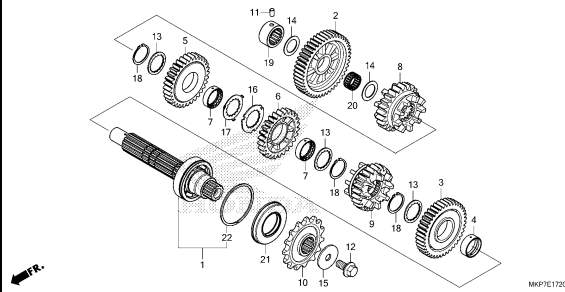
E-17-10

TRANSMISSION(MAINSHAFT)



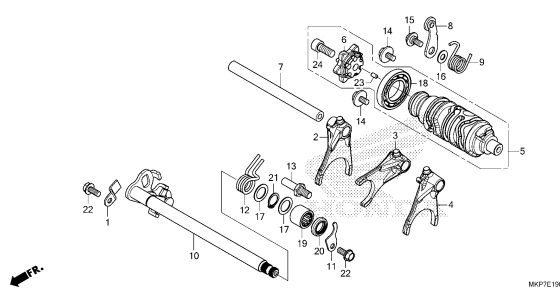
E-17-20

TRANSMISSION(COUNTERSHAFT)



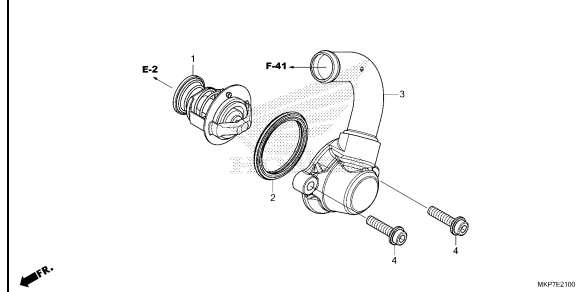
E-19

GEARSHIFT DRUM



E-21

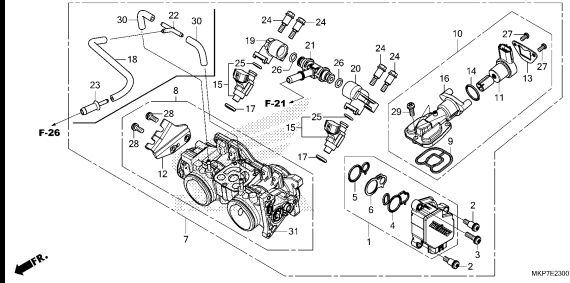
THERMOSTAT



ENGINE GROUP

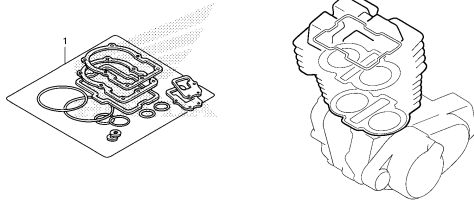
E-23

THROTTLE BODY



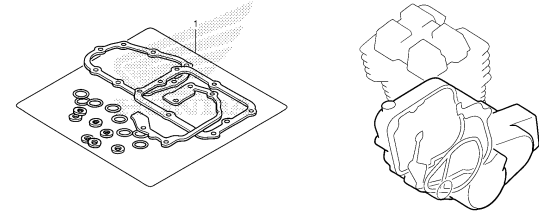
EOP-1

GASKET KIT A



EOP-2

GASKET KIT B

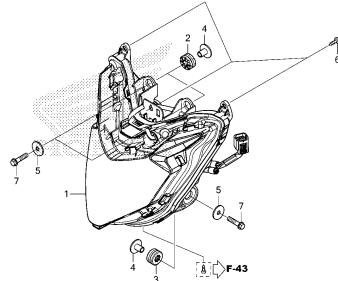


2

FRAME GROUP

F-1

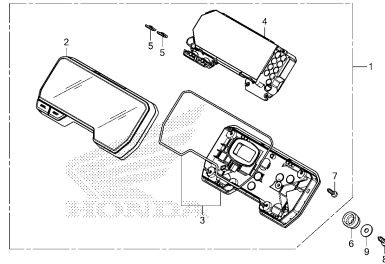
HEADLIGHT



MKP7F0100

F-2

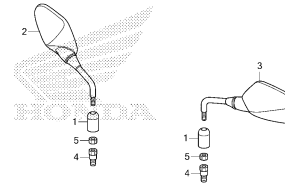
METER



MKP7F0200

F-3

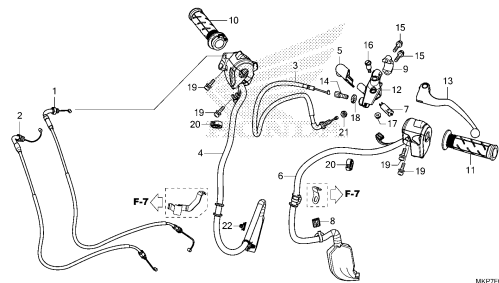
MIRROR



MKP7F0300

F-4

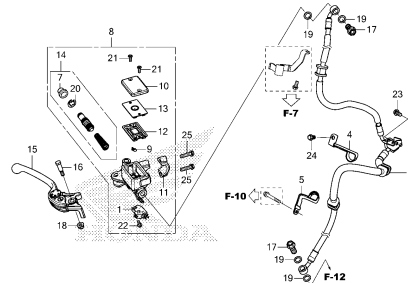
HANDLE LEVER/SWITCH/CABLE



MKP7F0400

F-5

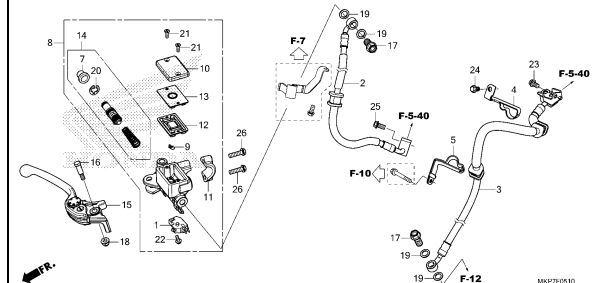
FRONT BRAKE MASTER CYLINDER(CB500X)



MKP7F0500

F-5-10

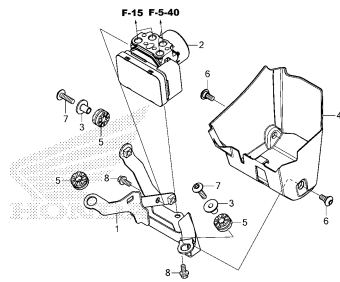
FRONT BRAKE MASTER CYLINDER
(CB400XA/CB500XA)



MKP7F0510

F-5-20

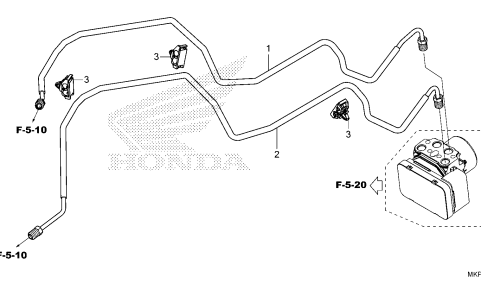
ABS MODULATOR



MKP7F0520

F-5-40

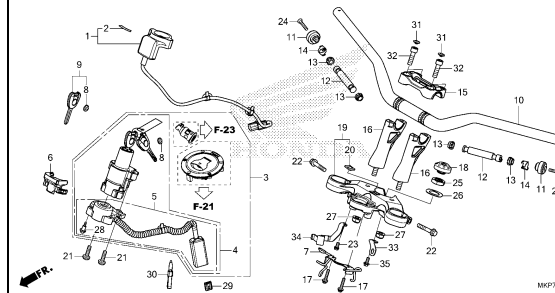
BRAKE PIPE



MKP7F0540

F-7

HANDLE PIPE/TOP BRIDGE

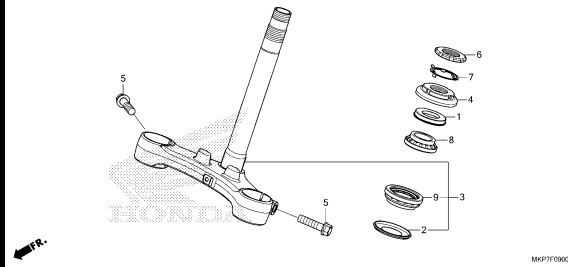


MKP7F0700

FRAME GROUP

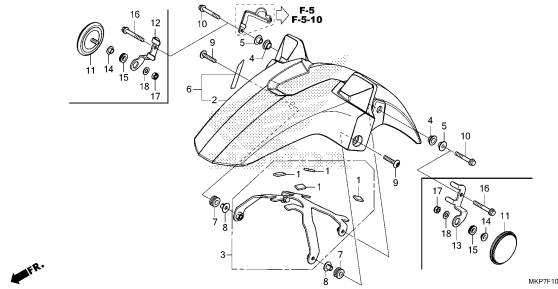
F-9

STEERING STEM



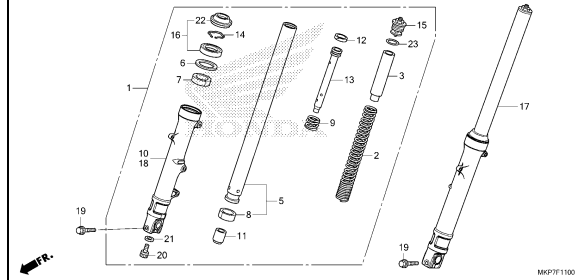
F-10

FRONT FENDER



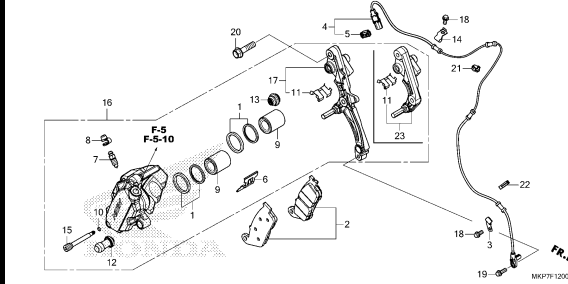
F-11

FRONT FORK



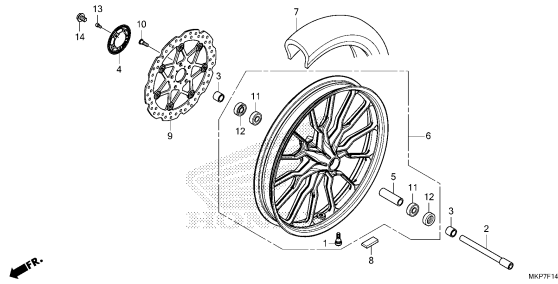
F-12

FRONT BRAKE CALIPER



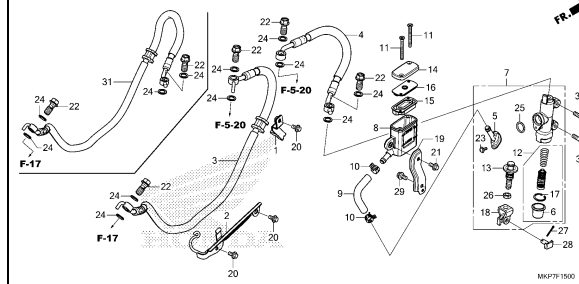
F-14-40

FRONT WHEEL



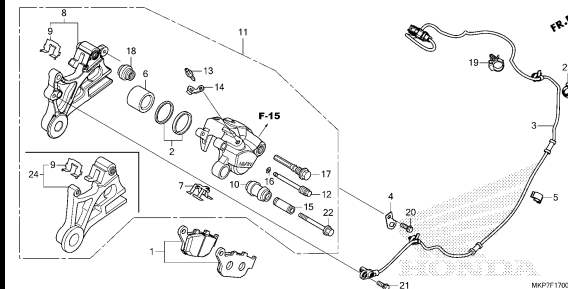
F-15

REAR BRAKE MASTER CYLINDER



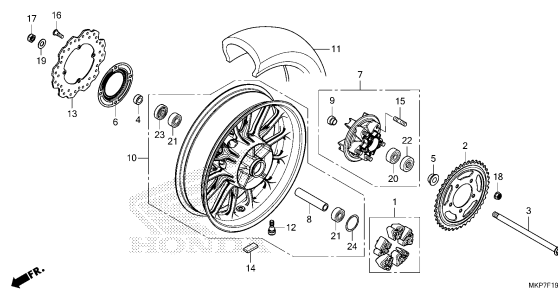
F-17

REAR BRAKE CALIPER



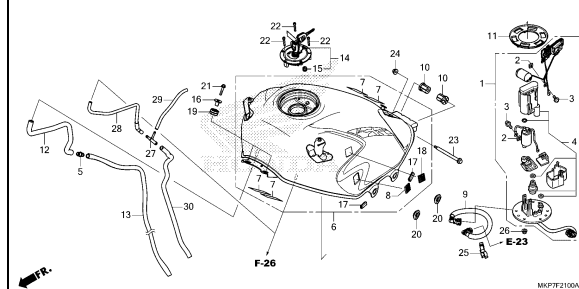
F-19-40

REAR WHEEL



F-21

FUEL TANK/FUEL PUMP

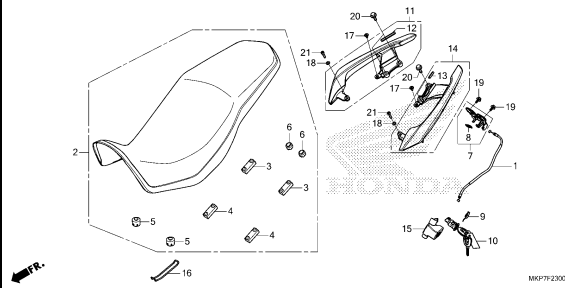


3

FRAME GROUP

F-23

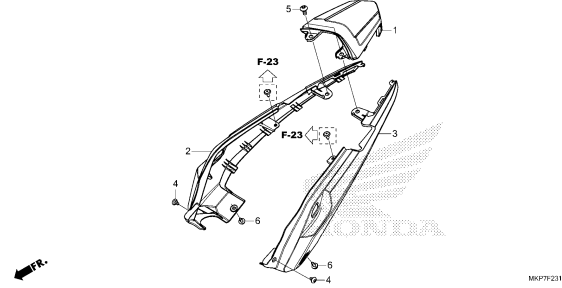
SEAT



MKP/P/2300

F-23-10

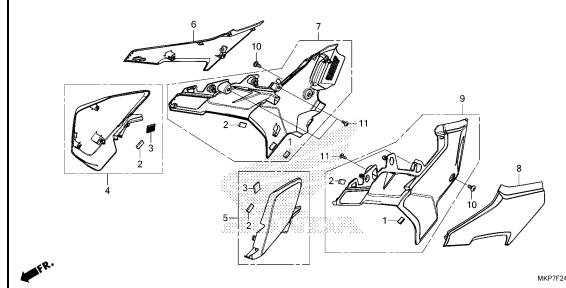
REAR COWL



MKP/P/2310

F-24

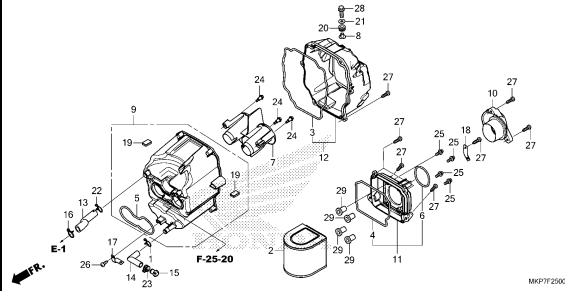
SIDE COVER



MKP/P/2400

F-25

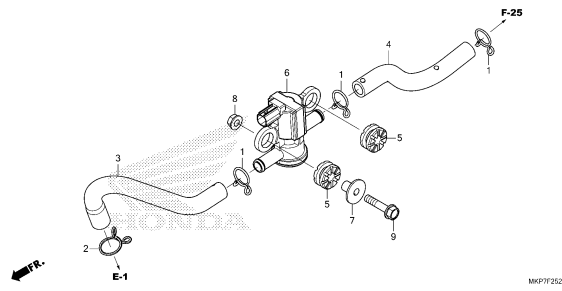
AIR CLEANER



MKP/P/2500

F-25-20

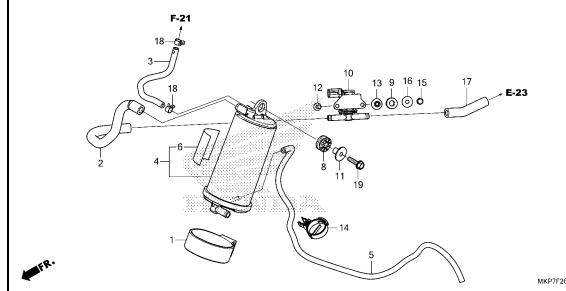
AIR INJECTION SOLENOID VALVE



MKP/P/2520

F-26

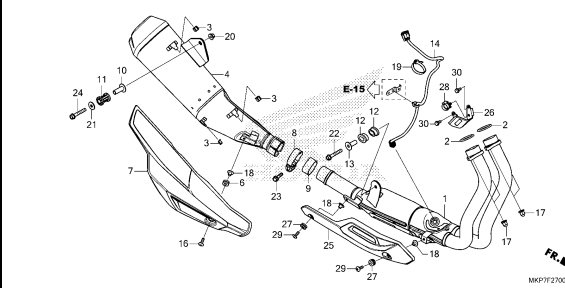
CANISTER



MKP/P/2600

F-27

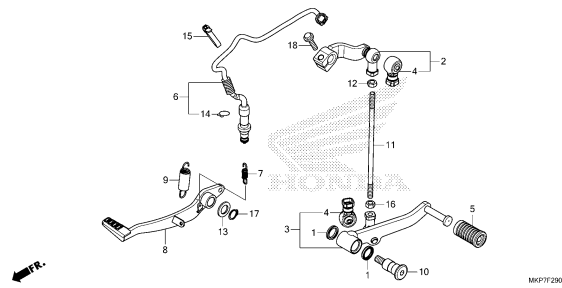
EXHAUST MUFFLER



MKP/P/2700

F-29

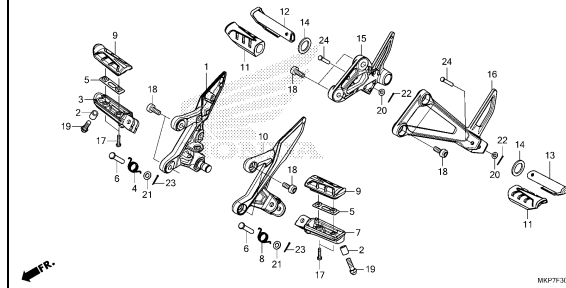
PEDAL



MKP/P/2900

F-30

STEP

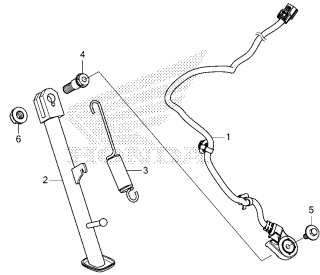


MKP/P/3000

FRAME GROUP

F-31

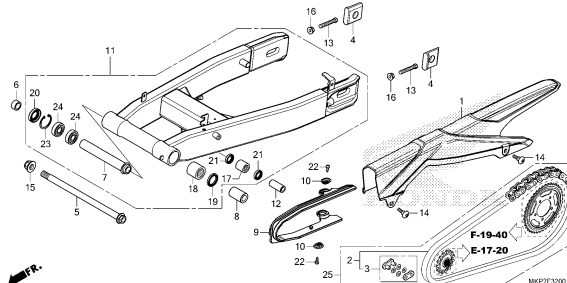
SIDE STAND



MKP7F3100

F-32

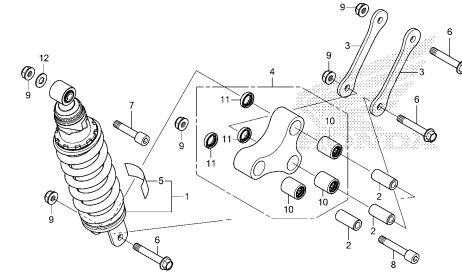
SWINGARM



MKP7F3200

F-33

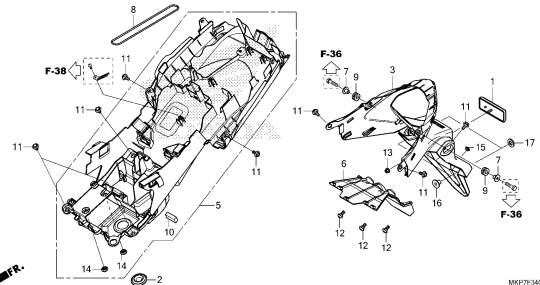
REAR CUSHION



MKP7F3300

F-34

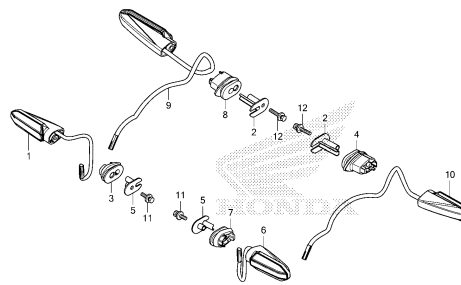
REAR FENDER



MKP7F3400

F-35

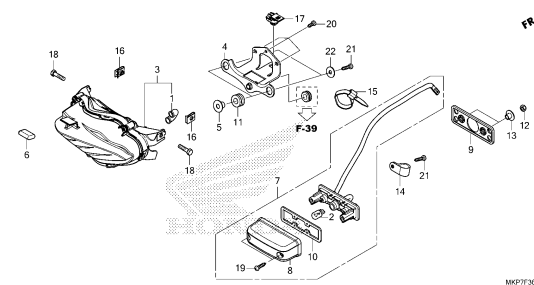
WINKER



MKP7F3500

F-36

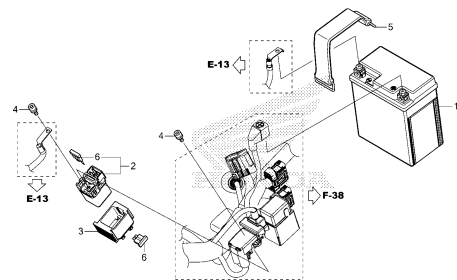
TAILLIGHT



MKP7F3600

F-37

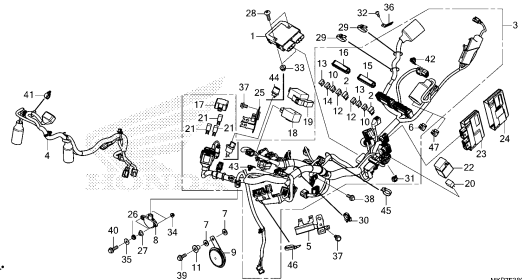
BATTERY



MKP7F3700

F-38

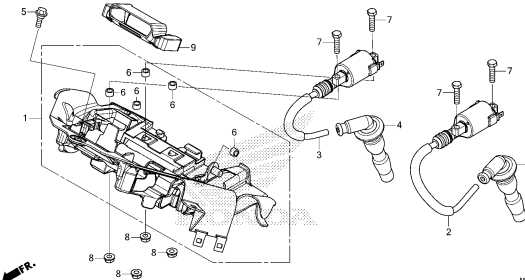
WIRE HARNESS



MKP7F3800A

F-38-20

IGNITION COIL



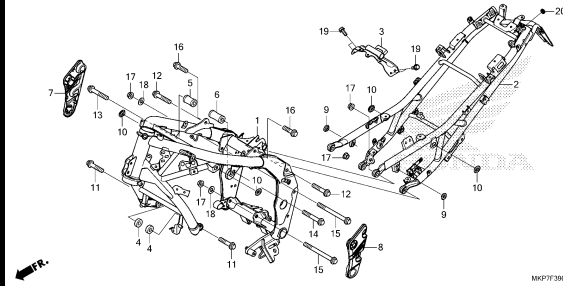
MKP7F3820

3

FRAME GROUP

F-39

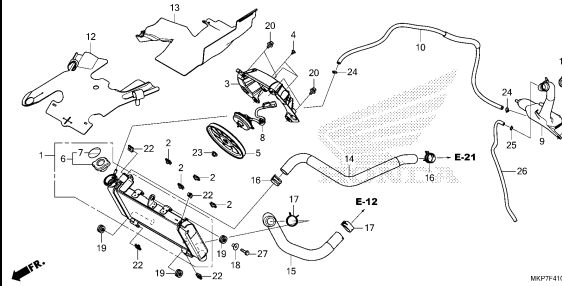
FRAME BODY



MKPPT3900

F-41

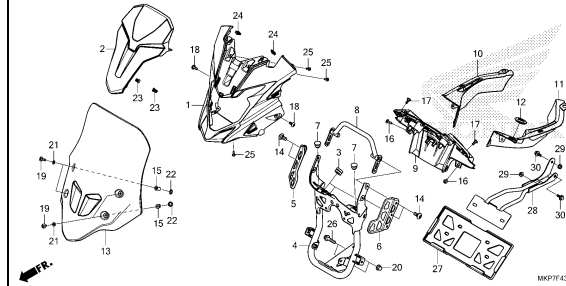
RADIATOR



MKPPT4100

F-43

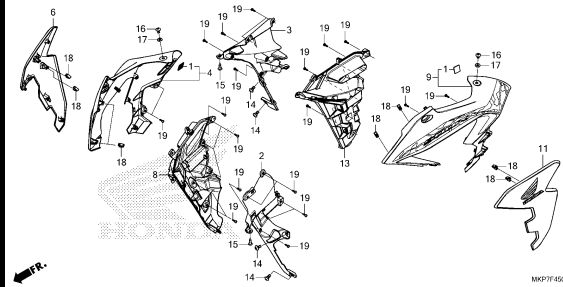
UPPER COVER/WINDSCREEN



MKPPT4300

F-45

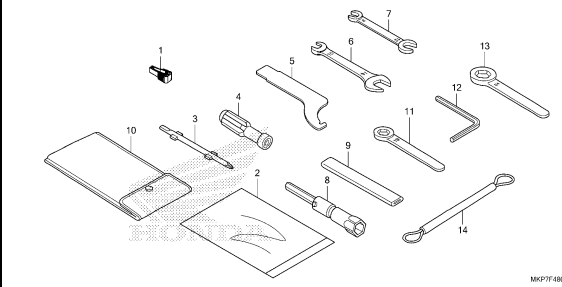
MIDDLE COWL



MKPPT4500

F-48

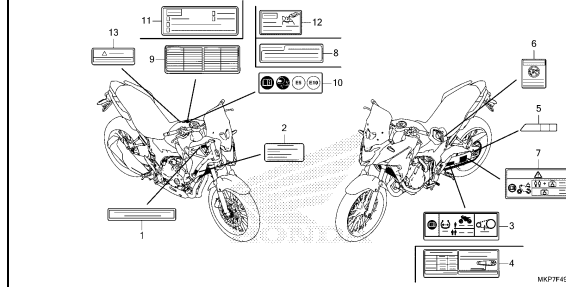
TOOLS



MKPPT4800

F-49

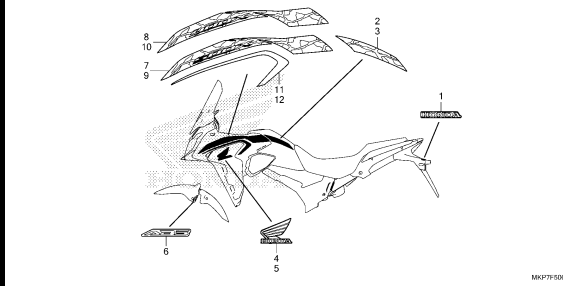
CAUTION LABEL



MKPPT4900B

F-50

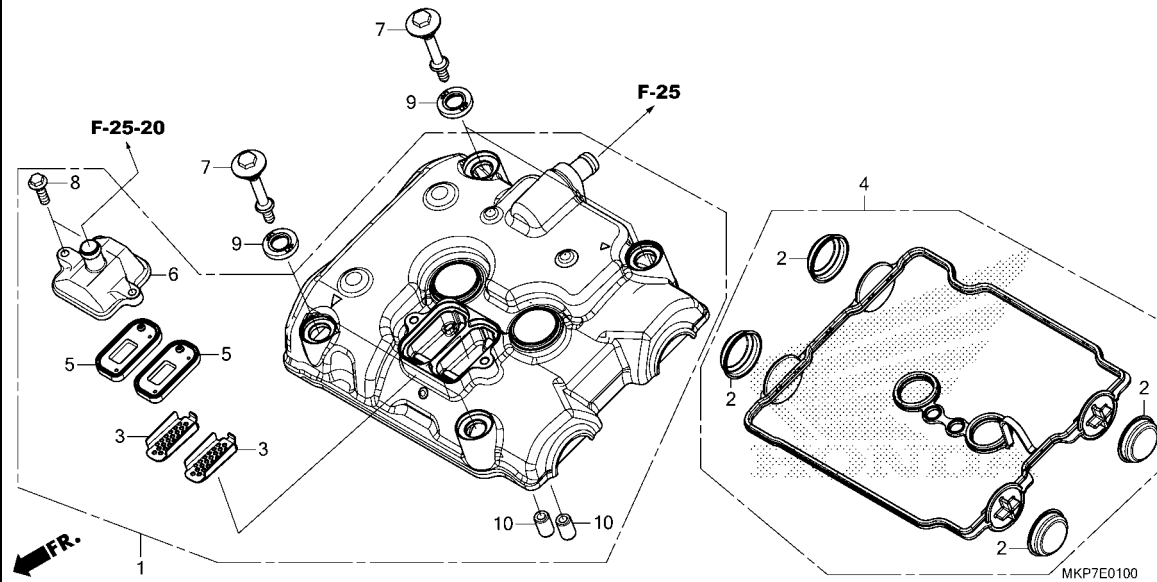
MARK/STRIPE



MKPPT5000

E-1

CYLINDER HEAD COVER



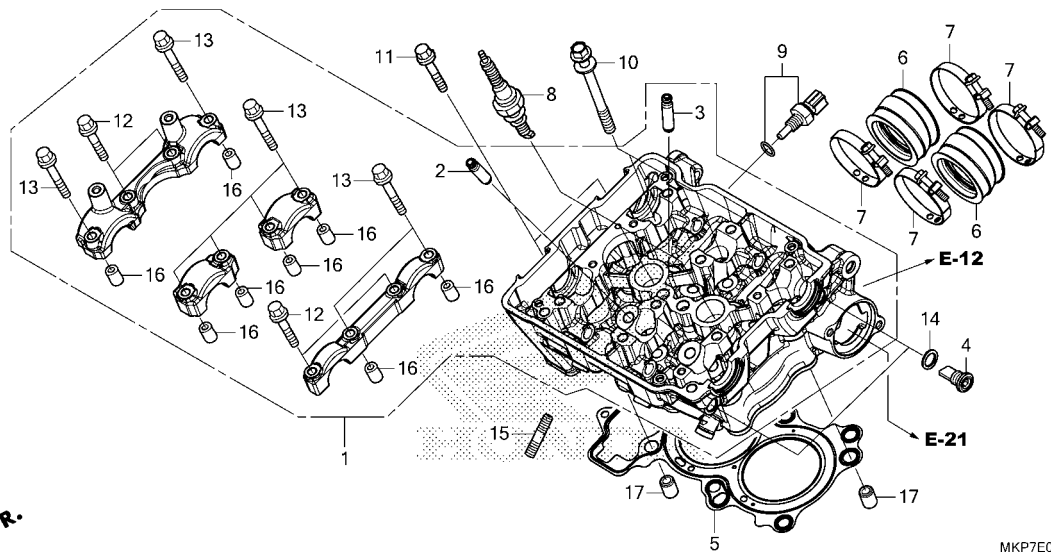
Ref. No.	L.O.N.	(Relative ref. Number) Description	F.R.T.
1	1111C4	COVER, CYLINDER HEAD	1.2
4	1111D2	GASKET, CYLINDER HEAD COVER ..	1.2
5		(3)	
	314125	VALVE, PAIR CHECK	0.9
.NOTE: Same time for two units			

Ref. No.	Part No.	Description	Reqd. QTY					Serial No.	Parts catalogue code
			CB400		CB500				
			XA	X	XA	XA	XA		
			K	K	K	L	M		
1	12300-MGZ-J00	COVER ASSY., CYLINDER HEAD...	1	1	1	1	1		
2	12331-MGZ-J00	CAP, CYLINDER HEAD COVER.....	4	4	4	4	4		
3	12341-MAT-750	PLATE, PORT(AI).....	2	2	2	2	2		
4	12391-MGZ-J00	GASKET COMP., CYLINDER HEAD							
		COVER	1	1	1	1	1		
5	18601-KEA-741	VALVE COMP., REED(ARAI).....	2	2	2	2	2		
6	18612-MGZ-J00	COVER, REED VALVE	1	1	1	1	1		
7	90002-MY5-850	BOLT, HEAD COVER.....	4	4	4	4	4		
8	90004-GHB-650	BOLT, FLANGE, 6X20(NSHF).....	2	2	2	2	2		
9	90543-MV9-670	RUBBER, MOUNTING.....	4	4	4	4	4		
10	94301-10160	DOWEL PIN, 10X16.....	2	2	2	2	2		



E-2

CYLINDER HEAD



MKP7E0200

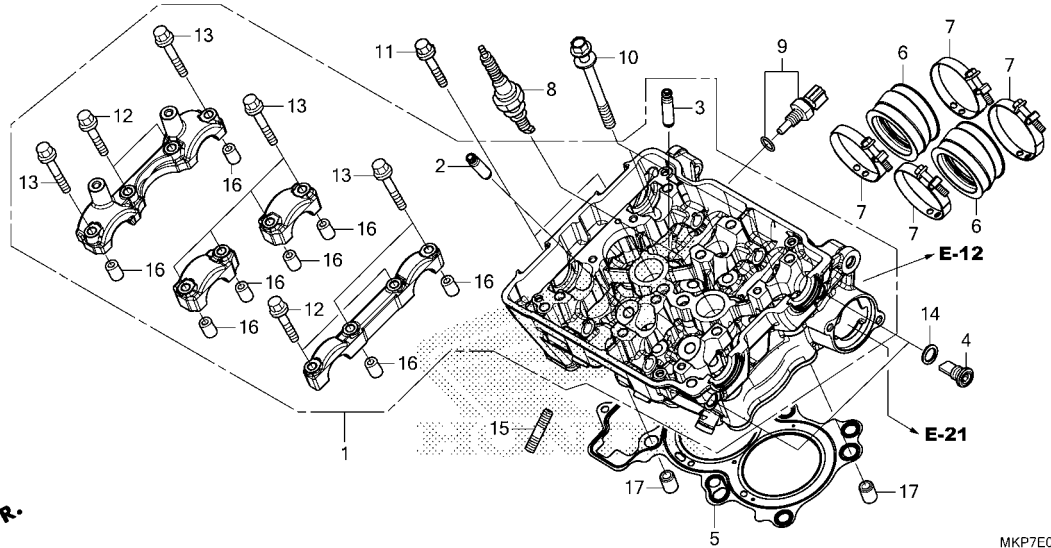
Ref. No.	L.O.N.	(Relative ref. Number) Description	F.R.T.
1	111106	HEAD, CYLINDERINCLUDES: Engine removal and installation .INCLUDES: Valve adjust and reface	6.3
2	1111M0	GUIDE, EXHAUST VALVE(ONE)INCLUDES: Engine removal and installation .INCLUDES: Reaming .INCLUDES: Valve adjust and reface	5.0
	1111M0A	.Replace all exhaust valve guide add	0.9
3	1111L9	GUIDE, INTAKE VALVE(ONE)INCLUDES: Engine removal and installation .INCLUDES: Reaming .INCLUDES: Valve adjust and reface	5.0
	1111L9A	.Replace all intake valve guide add	0.9
	1111M9	GUIDE, VALVE :FOR 1 VEHICLE .. .INCLUDES: Engine removal and installation .INCLUDES: Reaming	7.1
+			

Ref. No.	Part No.	Description	Reqd. QTY					Serial No.	Parts catalogue code
			CB400 XA K	X K	XA K	XA L	XA M		
1	12010-MKP-D80	HEAD ASSY., CYLINDER.....	1	1	1	1	-		
	12010-MKP-DL0	-	-	-	-	1		
2	12204-KYJ-305	GUIDE, IN. VALVE(O.S.) (EXHAUST SIDE)	4	4	4	4	4		
3	12205-KYJ-305	GUIDE, EX. VALVE(O.S.) (INLET SIDE)	4	4	4	4	4		
4	12207-MGZ-J00	BOLT, SEALING, 12MM.....	2	2	2	2	2		
5	12251-MGZ-J01	GASKET, CYLINDER HEAD.....	1	1	1	1	1		
6	16211-MGZ-J00	INSULATOR, THROTTLE BODY.....	2	2	2	2	2		
7	16217-MGZ-J00	BAND, INSULATOR.....	4	4	4	4	4		
8	31916-KRM-841	PLUG, SPARK(CPR8EA-9)(NGK) ...	2	2	2	2	2		
9	37870-MGS-D31	SENSOR ASSY., WATER TEMPERATURE	1	1	1	1	1		
10	90007-MGZ-J00	BOLT-WASHER, 9X100.....	6	6	6	6	6		
11	90010-GHB-700	BOLT, FLANGE, 6X35.....	2	-	-	-	-		
	90011-MGZ-J00	-	2	2	2	2		
12	90017-KYJ-900	BOLT, FLANGE, 6X32.....	4	4	4	4	4		
13	90019-KYJ-900	BOLT, FLANGE, 6X39.5.....	8	8	8	8	8		
14	90418-KYJ-900	WASHER, 12.2X17X1.5.....	2	2	2	2	2		
15	92900-08022-3E	BOLT, STUD, 8X22.....	4	4	4	4	4		
16	94301-08140	DOWEL PIN, 8X14.....	8	8	8	8	8		
17	94301-12160	PIN A, DOWEL, 12X16.....	2	2	2	2	2		

2

E-2

CYLINDER HEAD



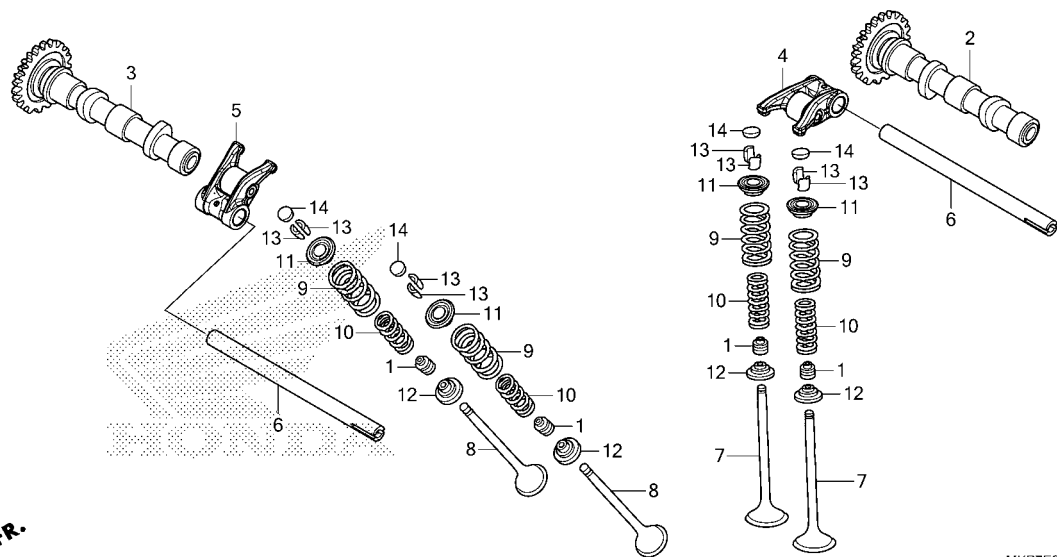
MKP7E0200

Ref. No.	L.O.N.	(Relative ref. Number) Description	F.R.T.
+ 3		.INCLUDES: Valve adjust and reface	
5	111115	GASKET, CYLINDER HEADINCLUDES: Engine removal and installation	4.1
6	311131	INSULATOR, THROTTLE BODY/ CARBURETOR	1.1
	3111B6	INSULATOR, THROTTLE BODY/ CARBURETOR :FOR 1 VEHICLE ...	1.1
8	614130	PLUG, SPARK	1.0
	6141B2	PLUG, SPARK :FOR 1 VEHICLE ...	1.1
9	6171A9	SENSOR, WATER TEMP	0.6



E-3

CAMSHAFT/VALVE



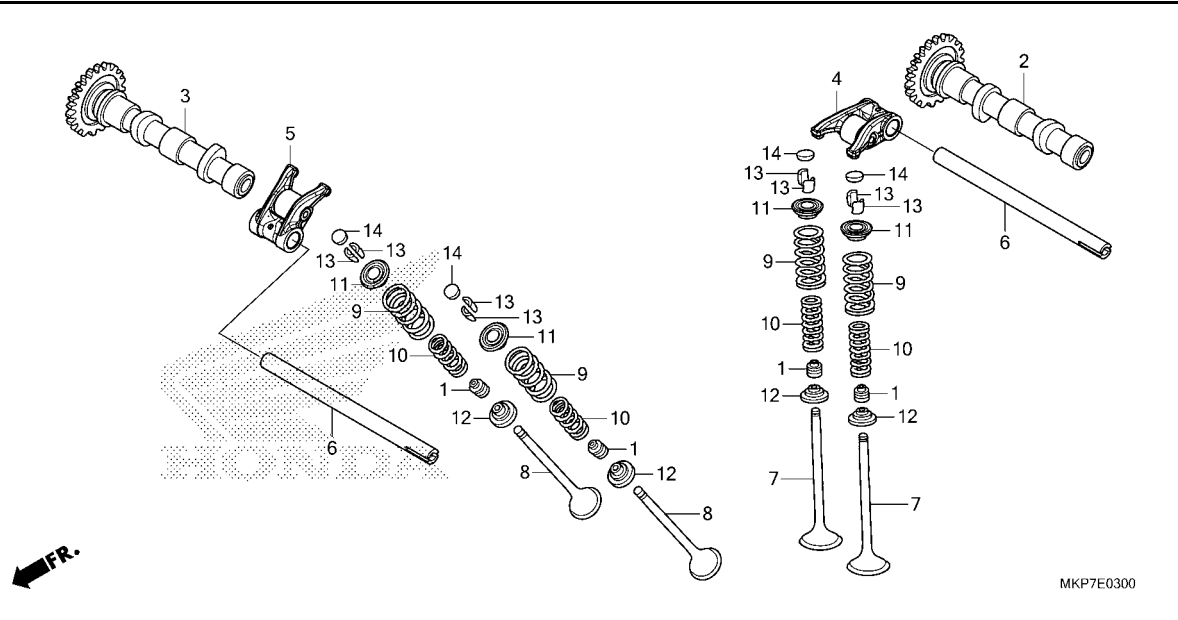
Ref. No.	L.O.N.	(Relative ref. Number) Description	F.R.T.
2	1111E5	CAMSHAFT :INTAKEINCLUDES: Valve clearance adjustment	2.0
3	1111E6	CAMSHAFT :EXHAUSTINCLUDES: Valve clearance adjustment	2.0
	1111T4	CAMSHAFT :FOR 1 VEHICLEINCLUDES: Valve clearance adjustment	2.3
4	1111K8	ARM, INTAKE VALVE ROCKER(ONE) .NOTE: Same time for two units .INCLUDES: Valve adjustment	2.0
5	1111K9	ARM, EXHAUST VALVE ROCKER(ONE) .NOTE: Same time for two units .INCLUDES: Valve adjustment	2.0
	1111L8	ARM, VALVE ROCKER :FOR 1 VEHICLEINCLUDES: Valve adjustment	2.3
7	1111N0	VALVE, INTAKE(ONE)INCLUDES: Engine removal and installation	4.5
	1111N0A	.Replace all intake valve add	0.6
+ 8	1111N1	VALVE, EXHAUST(ONE)INCLUDES: Refacing	4.5

MKP7E0300

Ref. No.	Part No.	Description	Reqd. QTY					Serial No.	Parts catalogue code
			CB400	X	XA	XA	XA		
			XA	X	XA	XA	XA		
			K	K	K	L	M		
1	12209-ML0-722	SEAL, VALVE STEM(ARAI)	8	8	8	8	8		
2	14110-MKP-D00	CAMSHAFT COMP., IN.(34T).....	1	1	1	1	-		
	14110-MKP-DA0	-	-	-	-	1		
3	14210-MKP-D00	CAMSHAFT COMP., EX.(34T).....	1	1	1	1	-		
	14210-MKG-D80	-	-	-	-	1		
4	14430-MGZ-J00	ARM COMP., IN. VALVE ROCKER ..	2	2	2	2	2		
5	14440-MGZ-J00	ARM COMP., EX. VALVE ROCKER ..	2	2	2	2	2		
6	14451-MKP-K00	SHAFT, ROCKER ARM	2	-	-	2	-	----- CH,SI	
	14451-MGZ-J00	-	2	2	-	-		
			-	-	-	2	-	----- KO	
	14451-MKP-K00	-	-	-	-	2		
7	14711-MGZ-J00	VALVE, IN.	4	4	4	4	4		
8	14721-MGZ-J00	VALVE, EX.	4	4	4	4	4		
9	14751-MKP-D00	SPRING, VALVE OUTER	8	8	8	8	8		
10	14761-MKP-D00	SPRING, VALVE INNER	8	8	8	8	8		
11	14771-MFL-000	RETAINER, VALVE SPRING	8	8	8	8	8		
12	14775-KYJ-900	SEAT, VALVE SPRING	8	8	8	8	8		
13	14781-MJE-D00	COTTER, VALVE	16	16	16	16	16		
14	14901-KT7-013	SHIM, TAPPET(1.200)	8	8	8	8	8		
	14902-KT7-013	SHIM, TAPPET(1.225)	8	8	8	8	8		
	14903-KT7-013	SHIM, TAPPET(1.250)	8	8	8	8	8		
	14904-KT7-013	SHIM, TAPPET(1.275)	8	8	8	8	8		
	14905-KT7-013	SHIM, TAPPET(1.300)	8	8	8	8	8		
	14906-KT7-013	SHIM, TAPPET(1.325)	8	8	8	8	8		
	14907-KT7-013	SHIM, TAPPET(1.350)	8	8	8	8	8		
	14908-KT7-013	SHIM, TAPPET(1.375)	8	8	8	8	8		
	14909-KT7-013	SHIM, TAPPET(1.400)	8	8	8	8	8		

E-3

CAMSHAFT/VALVE



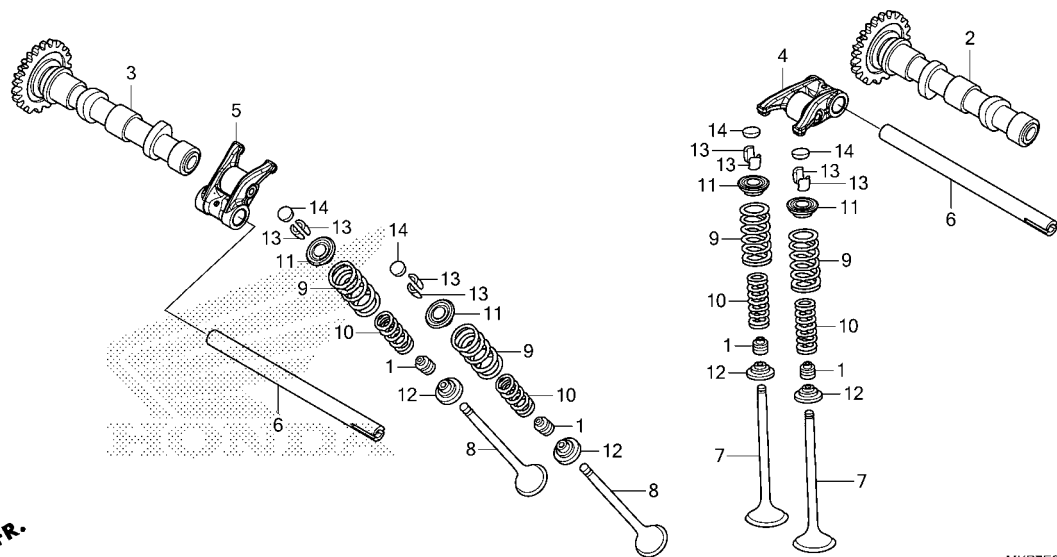
Ref. No.	L.O.N.	(Relative ref. Number) Description	F.R.T.
+ 8		.INCLUDES: Engine removal and installation .INCLUDES: Refacing	
1111N1A		.Replace all exhaust valve add	0.6
1111P0		VALVE :FOR 1 VEHICLE	5.9
		.INCLUDES: Engine removal and installation .INCLUDES: Refacing	
9		(1,10,11,12,13) 1111P2 INTAKE VALVE SPRING AND/OR STEM SEAL(ONE)	4.3
		.INCLUDES: Engine removal and installation	
1111P2A		.Replace all intake spring add	0.3
1111P3		EXHAUST VALVE SPRING AND/OR STEM SEAL(ONE)	4.3
		.INCLUDES: Engine removal and installation	
1111P3A		.Replace all exhaust spring add	0.3
1111Q2		VALVE SPRING AND/OR STEM SEAL :FOR 1 VEHICLE	5.0
		.INCLUDES: Engine removal and installation	

Ref. No.	Part No.	Description	Reqd. QTY					Serial No.	Parts catalogue code
			CB400	X	XA	XA	XA		
			XA	X	XA	XA	XA		
			K	K	K	L	M		
14)	14910-KT7-013	SHIM, TAPPET(1.425)	8	8	8	8	8		
	14911-KT7-013	SHIM, TAPPET(1.450)	8	8	8	8	8		
	14912-KT7-013	SHIM, TAPPET(1.475)	8	8	8	8	8		
	14913-KT7-013	SHIM, TAPPET(1.500)	8	8	8	8	8		
	14914-KT7-013	SHIM, TAPPET(1.525)	8	8	8	8	8		
	14915-KT7-013	SHIM, TAPPET(1.550)	8	8	8	8	8		
	14916-KT7-013	SHIM, TAPPET(1.575)	8	8	8	8	8		
	14917-KT7-013	SHIM, TAPPET(1.600)	8	8	8	8	8		
	14918-KT7-013	SHIM, TAPPET(1.625)	8	8	8	8	8		
	14919-KT7-013	SHIM, TAPPET(1.650)	8	8	8	8	8		
	14920-KT7-013	SHIM, TAPPET(1.675)	8	8	8	8	8		
	14921-KT7-013	SHIM, TAPPET(1.700)	8	8	8	8	8		
	14922-KT7-013	SHIM, TAPPET(1.725)	8	8	8	8	8		
	14923-KT7-013	SHIM, TAPPET(1.750)	8	8	8	8	8		
	14924-KT7-013	SHIM, TAPPET(1.775)	8	8	8	8	8		
	14925-KT7-013	SHIM, TAPPET(1.800)	8	8	8	8	8		
	14926-KT7-013	SHIM, TAPPET(1.825)	8	8	8	8	8		
	14927-KT7-013	SHIM, TAPPET(1.850)	8	8	8	8	8		
	14928-KT7-013	SHIM, TAPPET(1.875)	8	8	8	8	8		
	14929-KT7-013	SHIM, TAPPET(1.900)	8	8	8	8	8		
	14930-KT7-013	SHIM, TAPPET(1.925)	8	8	8	8	8		
	14931-KT7-013	SHIM, TAPPET(1.950)	8	8	8	8	8		
	14932-KT7-013	SHIM, TAPPET(1.975)	8	8	8	8	8		
	14933-KT7-013	SHIM, TAPPET(2.000)	8	8	8	8	8		
	14934-KT7-013	SHIM, TAPPET(2.025)	8	8	8	8	8		
	14935-KT7-013	SHIM, TAPPET(2.050)	8	8	8	8	8		
	14936-KT7-013	SHIM, TAPPET(2.075)	8	8	8	8	8		
	14937-KT7-013	SHIM, TAPPET(2.100)	8	8	8	8	8		
	14938-KT7-013	SHIM, TAPPET(2.125)	8	8	8	8	8		



E-3

CAMSHAFT/VALVE

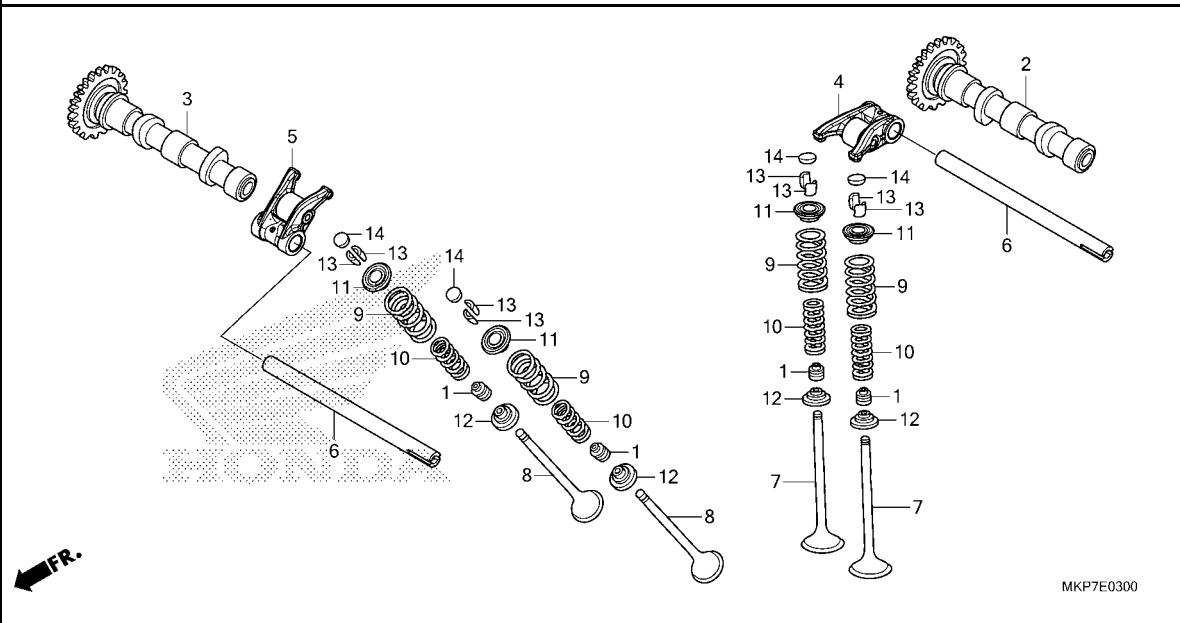


Ref. No.	Part No.	Description	Reqd. QTY					Serial No.	Parts catalogue code
			CB400	X	XA	XA	XA		
			XA	K	K	L	M		
14)	14939-KT7-013	SHIM, TAPPET(2.150)	8	8	8	8	8		
	14940-KT7-013	SHIM, TAPPET(2.175)	8	8	8	8	8		
	14941-KT7-013	SHIM, TAPPET(2.200)	8	8	8	8	8		
	14942-KT7-013	SHIM, TAPPET(2.225)	8	8	8	8	8		
	14943-KT7-013	SHIM, TAPPET(2.250)	8	8	8	8	8		
	14944-KT7-013	SHIM, TAPPET(2.275)	8	8	8	8	8		
	14945-KT7-013	SHIM, TAPPET(2.300)	8	8	8	8	8		
	14946-KT7-013	SHIM, TAPPET(2.325)	8	8	8	8	8		
	14947-KT7-013	SHIM, TAPPET(2.350)	8	8	8	8	8		
	14948-KT7-013	SHIM, TAPPET(2.375)	8	8	8	8	8		
	14949-KT7-013	SHIM, TAPPET(2.400)	8	8	8	8	8		
	14950-KT7-013	SHIM, TAPPET(2.425)	8	8	8	8	8		
	14951-KT7-013	SHIM, TAPPET(2.450)	8	8	8	8	8		
	14952-KT7-013	SHIM, TAPPET(2.475)	8	8	8	8	8		
	14953-KT7-013	SHIM, TAPPET(2.500)	8	8	8	8	8		
	14954-KT7-013	SHIM, TAPPET(2.525)	8	8	8	8	8		
	14955-KT7-013	SHIM, TAPPET(2.550)	8	8	8	8	8		
	14956-KT7-013	SHIM, TAPPET(2.575)	8	8	8	8	8		
	14957-KT7-013	SHIM, TAPPET(2.600)	8	8	8	8	8		
	14958-KT7-013	SHIM, TAPPET(2.625)	8	8	8	8	8		
	14959-KT7-013	SHIM, TAPPET(2.650)	8	8	8	8	8		
	14960-KT7-013	SHIM, TAPPET(2.675)	8	8	8	8	8		
	14961-KT7-013	SHIM, TAPPET(2.700)	8	8	8	8	8		
	14962-KT7-013	SHIM, TAPPET(2.725)	8	8	8	8	8		
	14963-KT7-013	SHIM, TAPPET(2.750)	8	8	8	8	8		
	14964-KT7-013	SHIM, TAPPET(2.775)	8	8	8	8	8		
	14965-KT7-013	SHIM, TAPPET(2.800)	8	8	8	8	8		
	14966-KT7-013	SHIM, TAPPET(2.825)	8	8	8	8	8		
	14967-KT7-013	SHIM, TAPPET(2.850)	8	8	8	8	8		

2

E-3

CAMSHAFT/VALVE

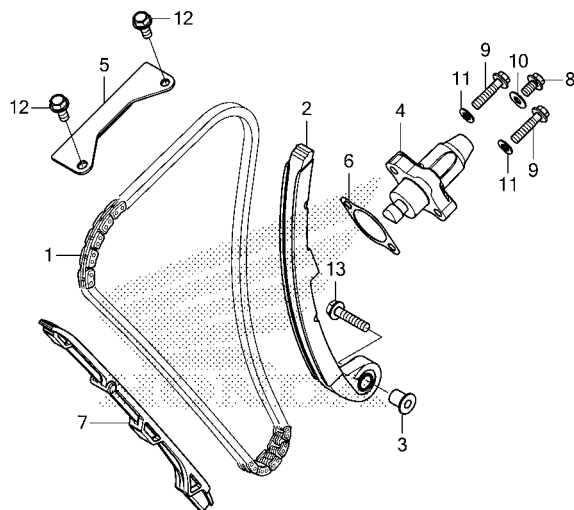


2

Ref. No.	Part No.	Description	Reqd. QTY					Serial No.	Parts catalogue code
			CB400		CB500				
			XA	X	XA	XA	XA		
14)	14968-KT7-013	SHIM, TAPPET(2.875).....	8	8	8	8	8		
	14969-KT7-013	SHIM, TAPPET(2.900).....	8	8	8	8	8		

E-4

CAM CHAIN/TENSIONER



MKP7E0400

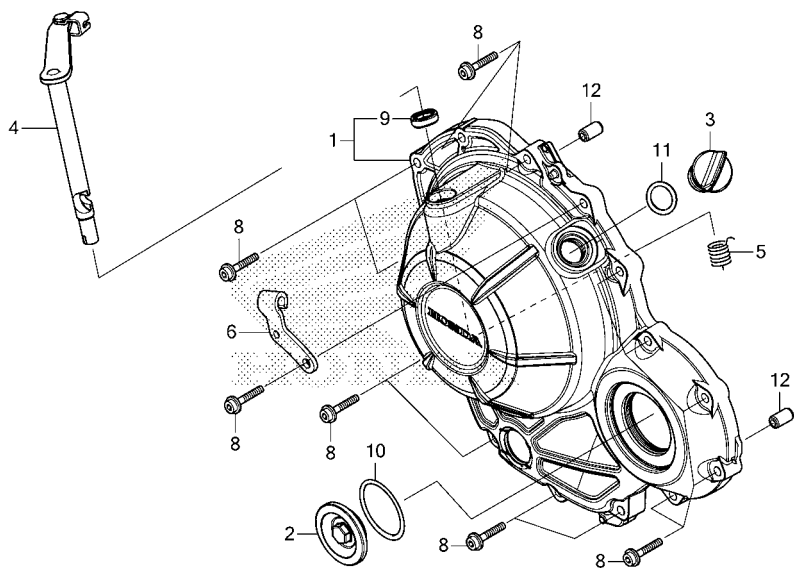
Ref. No.	L.O.N.	(Relative ref. Number) Description	F.R.T.
1	110140	CHAIN, CAMINCLUDES: Engine removal and installation	4.6
2	111130	TENSIONER, CAM CHAININCLUDES: Engine removal and installation	4.6
4		(6)	
	111133	LIFTER, TENSIONER	0.2
5	1111G9	GUIDE B, CAM CHAIN	1.2
7	111139	GUIDE, CAM CHAININCLUDES: Engine removal and installation	4.1

Ref. No.	Part No.	Description	Reqd. QTY					Serial No.	Parts catalogue code
			CB400	X	XA	XA	XA		
			XA	X	XA	XA	XA		
			K	K	K	L	M		
1	14401-MGZ-J01	CHAIN, CAM(130L)(DAIDO) (SCH-0409 SV)	1	1	1	1	1		
2	14510-MGZ-J01	TENSIONER COMP., CAM CHAIN (NOK)	1	1	1	1	1		
3	14517-MGZ-J00	COLLAR, TENSIONER	1	1	1	1	1		
4	14520-MGZ-J81	LIFTER ASSY., TENSIONER	1	1	1	1	1		
5	14546-KYJ-900	GUIDE B, CAM CHAIN	1	1	1	1	1		
6	14560-MGZ-J01	GASKET, TENSIONER HOLE	1	1	1	1	1		
7	14611-MGZ-J00	GUIDE A, CAM CHAIN	1	1	1	1	1		
8	90004-GHB-600	BOLT, FLANGE, 6X10(NSHF)	1	1	1	1	1		
9	90004-GHB-670	BOLT, FLANGE, 6X25(NSHF)	2	2	2	2	2		
10	90442-397-000	WASHER, SEALING, 6MM	1	1	1	1	1		
11	90463-MEE-000	WASHER, SEALING, 6MM	2	2	2	2	2		
12	95701-06014-00	BOLT, FLANGE, 6X14	2	2	2	2	2		
13	95801-06028-00	BOLT, FLANGE, 6X28	1	1	1	1	1		

2

E-6

RIGHT CRANKCASE COVER



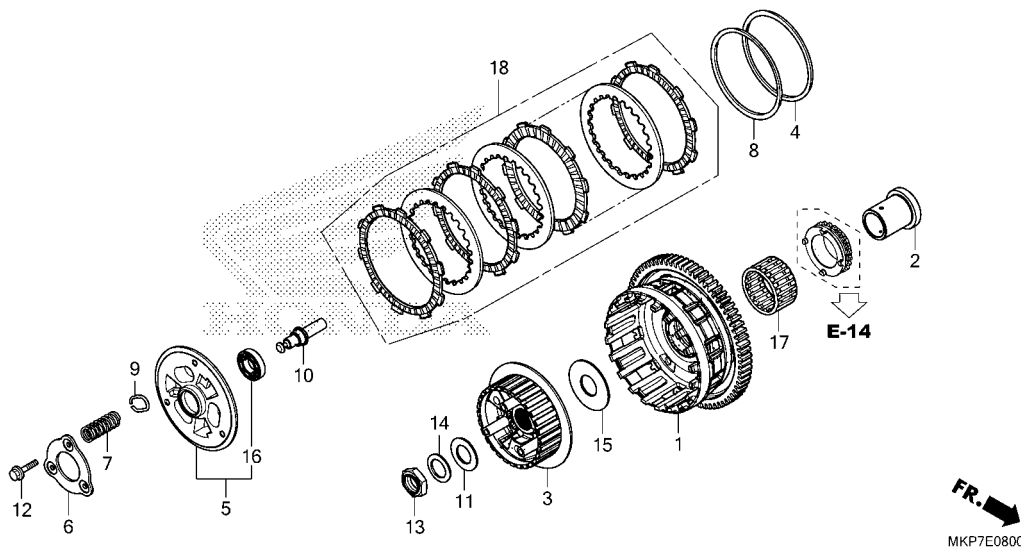
Ref. No.	L.O.N.	(Relative ref. Number) Description	F.R.T.
1	110159	COVER, CRANKCASE :RIGHT	0.4
4	2121A7	LEVER, CLUTCH	0.3

Ref. No.	Part No.	Description	Reqd. QTY					Serial No.	Parts catalogue code
			CB400	X		CB500			
			XA	X	XA	XA	XA		
			K	K	K	L	M		
1	11330-MKP-D80	COVER COMP., R. CRANKCASE	1	1	1	1	1		
2	11332-MGZ-J00	CAP, 45MM	1	1	1	1	1		
3	15611-KA4-710	CAP, OIL FILLER	1	1	1	1	1		
4	22810-MKP-D00	LEVER COMP., CLUTCH	1	1	1	1	1		
5	22815-MJE-D00	SPRING, CLUTCH LEVER	1	1	1	1	1		
6	22821-MKP-D00	RECEIVER, CLUTCH CABLE	1	1	1	1	1		
8	90003-MGZ-J00	BOLT, FLANGE SOCKET, 6X28	14	14	14	14	14		
9	91204-KK0-003	OIL SEAL, 12X18X5(ARAI)	1	1	1	1	1		
10	91301-ML7-003	O-RING, 48.1X3.6(ARAI)	1	1	1	1	1		
11	91307-035-000	O-RING, 18X3	1	1	1	1	1		
12	94301-08140	DOWEL PIN, 8X14	2	2	2	2	2		



E-8

CLUTCH

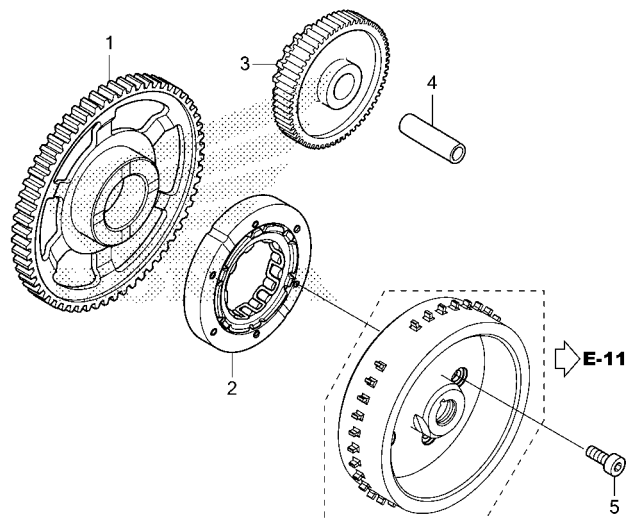


Ref. No.	L.O.N.	(Relative ref. Number) Description	F.R.T.
1		(17)	
2	2121A0	OUTER, CLUTCH	0.7
3	212112	CENTER, CLUTCH	0.7
5	2121A3	PLATE, CLUTCH PRESSURE	0.4
6	2121A4	PLATE, CLUTCH LIFTER	0.4
7	212107	SPRING, CLUTCH	0.4
		.NOTE: Same time for two units or more	
10	2121B6	ROD, CLUTCH LIFTER	0.4
16	2121B4	BEARING, CLUTCH LIFTER	0.6
18		(4,8)	
	2121A1	DISC, CLUTCH FRICTION	0.5

Ref. No.	Part No.	Description	Reqd. QTY					Serial No.	Parts catalogue code
			CB400	X	XA	XA	XA		
			XA	X	XA	XA	XA		
			K	K	K	L	M		
1	22100-MKP-D01	OUTER COMP., CLUTCH(69T).....	1	1	1	1	1		
2	22116-MKP-D00	GUIDE, CLUTCH OUTER.....	1	1	1	1	1		
3	22121-MKN-D11	CENTER, CLUTCH.....	1	1	1	1	1		
4	22125-ML7-000	SEAT, JUDDER SPRING.....	1	1	1	1	1		
5	22350-MKN-D11	PLATE COMP., CLUTCH PRESSURE ..	1	1	1	1	1		
6	22361-MKN-D11	PLATE, SETTING.....	1	1	1	1	1		
7	22401-MKP-D01	SPRING, CLUTCH.....	3	3	3	3	3		
8	22402-MKN-D11	SPRING, JUDDER.....	1	1	1	1	1		
9	22425-MJP-G51	SEAT, CLUTCH SPRING.....	3	3	3	3	3		
10	22847-MKP-D00	PIN, CLUTCH LIFTER.....	1	1	1	1	1		
11	52143-KZ3-860	WASHER, SWINGARM SIDE.....	1	1	1	1	1		
12	90050-MKN-D11	BOLT, FLANGE, 6X30.....	3	3	3	3	3		
13	90231-MJE-D00	NUT, LOCK, 22MM.....	1	1	1	1	1		
14	90432-MM5-000	WASHER, SPRING, 22MM.....	1	1	1	1	1		
15	90452-MKP-D01	WASHER, THRUST, 25X45X1.6.....	1	1	1	1	1		
16	91008-KCY-671	BEARING, RADIAL BALL, 6903...	1	1	1	1	1		
17	91111-PJ2-003	BEARING, NEEDLE, 30X35X17							
		(TOYO)	1	1	1	1	1		
18	22210-MKP-305	DISK SET, CLUTCH.....	1	1	1	1	1		

E-9

STARTING CLUTCH



MKP7E0900

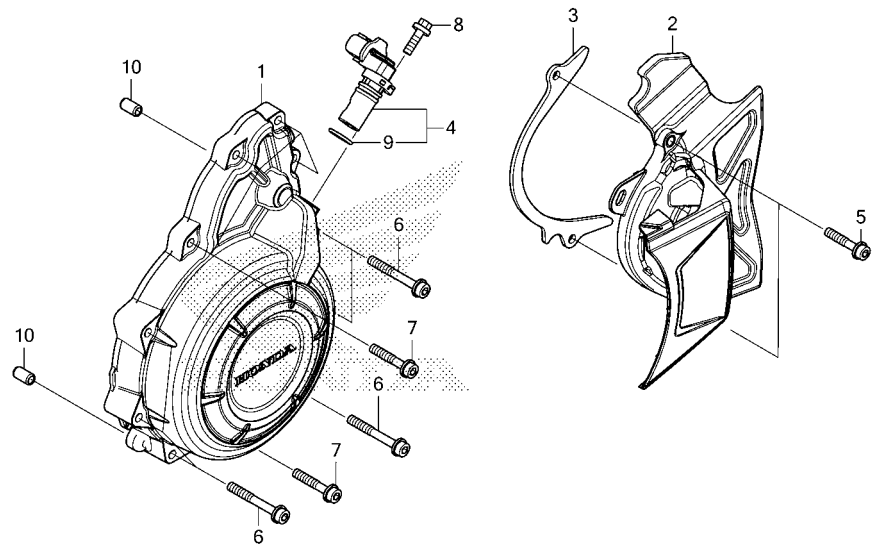
Ref. No.	L.O.N.	(Relative ref. Number) Description	F.R.T.
1	612120	GEAR, STARTER DRIVEN	0.8
2	612131	OUTER, STARTING CLUTCH	0.9
3	612125	GEAR, STARTER REDUCTION	0.6

Ref. No.	Part No.	Description	Reqd. QTY					Serial No.	Parts catalogue code		
			CB400	X		CB500				XA	
			XA	K	K	XA	XA	L	M		
1	28110-MGZ-J00	GEAR, STARTER DRIVEN(77T)....	1	1	1	1	1	1	1		
2	28125-MGZ-J01	OUTER COMP., STARTING CLUTCH	1	1	1	1	1	1	1		
3	28130-MGZ-J00	GEAR, STARTER REDUCTION (21T/76T)	1	1	1	1	1	1	1		
4	28132-MK5-000	SHAFT C, IDLE GEAR.....	1	1	1	1	1	1	1		
5	90017-MGZ-J00	BOLT, SOCKET, 8MM.....	6	6	6	6	6	6	6		



E-10

A.C. GENERATOR COVER



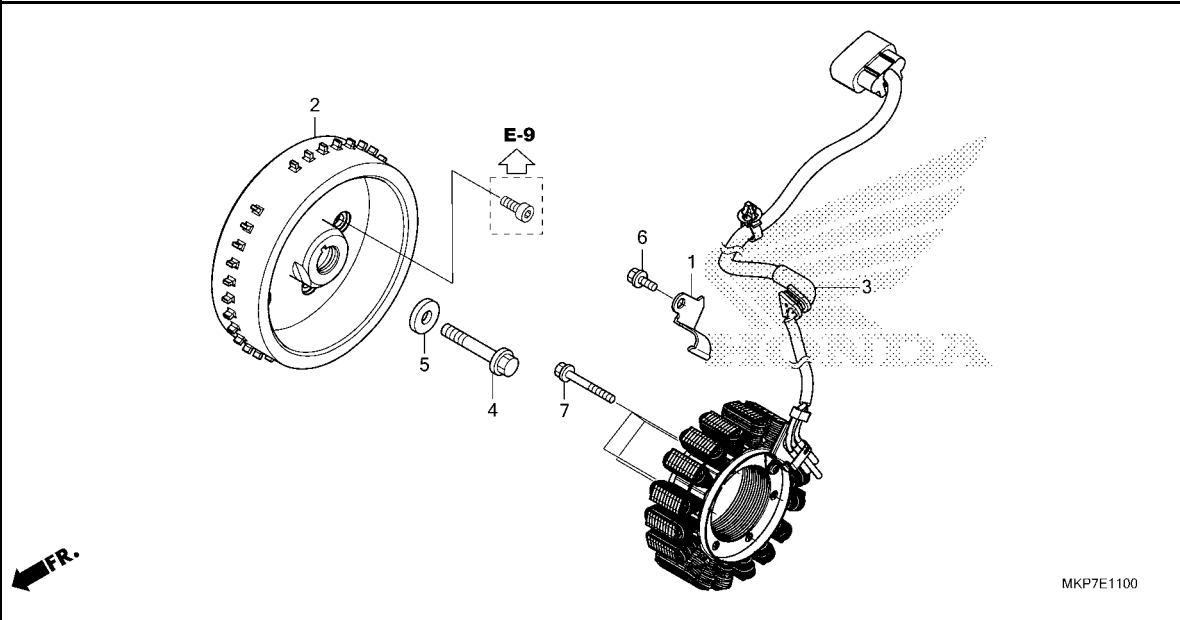
Ref. No.	L.O.N.	(Relative ref. Number) Description	F.R.T.
1	1101B1	COVER, ALTERNATOR	0.7
2	1101B0	COVER, CRANKCASE :LEFT REAR ..	0.2
4	6171J9	(9) SENSOR, CRANK	0.3

Ref. No.	Part No.	Description	Reqd. QTY					Serial No.	Parts catalogue code
			CB400	X		CB500			
			XA	X	XA	XA	XA		
			K	K	K	L	M		
1	11321-MKP-D80	COVER, A.C. GENERATOR	1	1	1	1	1		
2	11350-MKP-D00	COVER COMP., L. RR.	1	1	1	1	-		
	11350-MKP-D01	-	-	-	-	1		
3	11355-MGZ-J00	PLATE, DRIVE CHAIN GUIDE	1	1	1	1	1		
4	37500-MKP-D01	SENSOR ASSY., CRANK	1	1	1	1	1		
5	90002-MGZ-J00	BOLT, FLANGE SOCKET, 6X25	2	2	2	2	2		
6	90002-MJE-D00	BOLT, FLANGE SOCKET, 6X40	6	6	6	6	6		
7	90003-MGZ-J00	BOLT, FLANGE SOCKET, 6X28	5	5	5	5	5		
8	90017-GHB-640	BOLT, FLANGE, 6X18(NSHF)	1	1	1	1	1		
9	91333-PNC-006	O-RING	1	1	1	1	1		
10	94301-08140	DOWEL PIN, 8X14	2	2	2	2	2		



E-11

GENERATOR



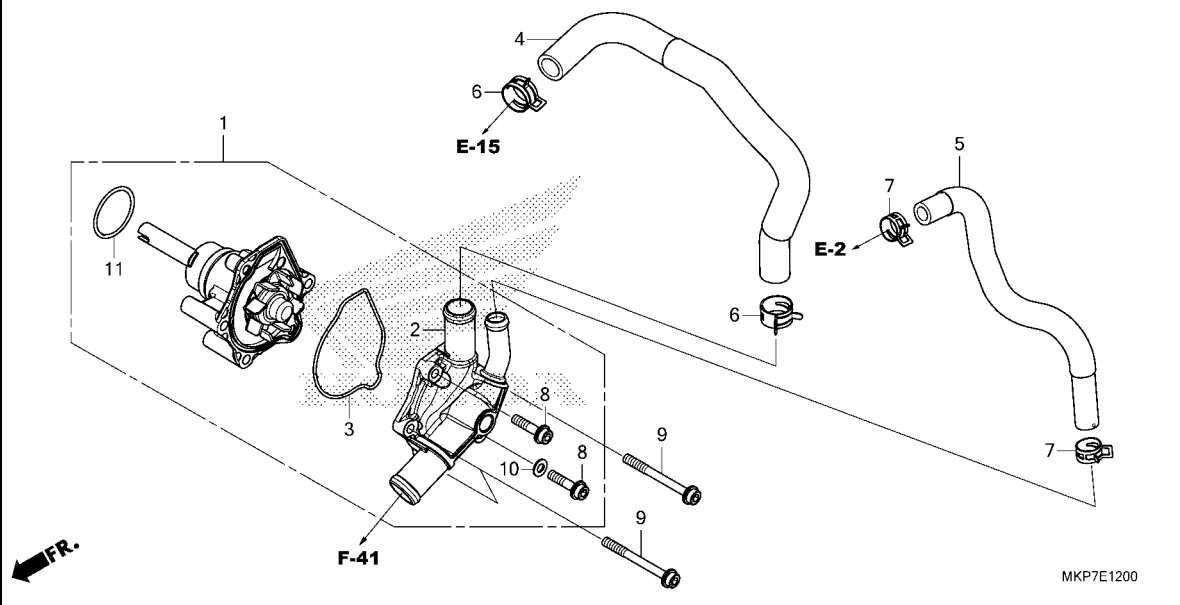
Ref. No.	L.O.N.	(Relative ref. Number) Description	F.R.T.
2	613105	ROTOR OR FLYWHEEL	0.9
3	6131A3	STATOR	0.9

Ref. No.	Part No.	Description	Reqd. QTY					Serial No.	Parts catalogue code
			CB400		CB500				
			XA	X	XA	XA	XA		
			K	K	K	L	M		
1	11333-MKP-D00	CLAMP, A.C. GENERATOR CORD...	1	1	1	1	1		
2	31110-MKP-D01	FLYWHEEL COMP.(MITSUBA).....	1	1	1	1	1		
3	31120-MKP-D01	STATOR COMP.(MITSUBA).....	1	1	1	1	1		
4	90023-KYJ-900	BOLT, FLANGE, 12X50.....	1	1	1	1	1		
5	90401-KCY-670	WASHER, 12.5X30X5.....	1	1	1	1	1		
6	96001-06014-00	BOLT, FLANGE, 6X14.....	1	1	1	1	1		
7	96001-06040-00	BOLT, FLANGE, 6X40.....	4	4	4	4	4		



E-12

WATER PUMP



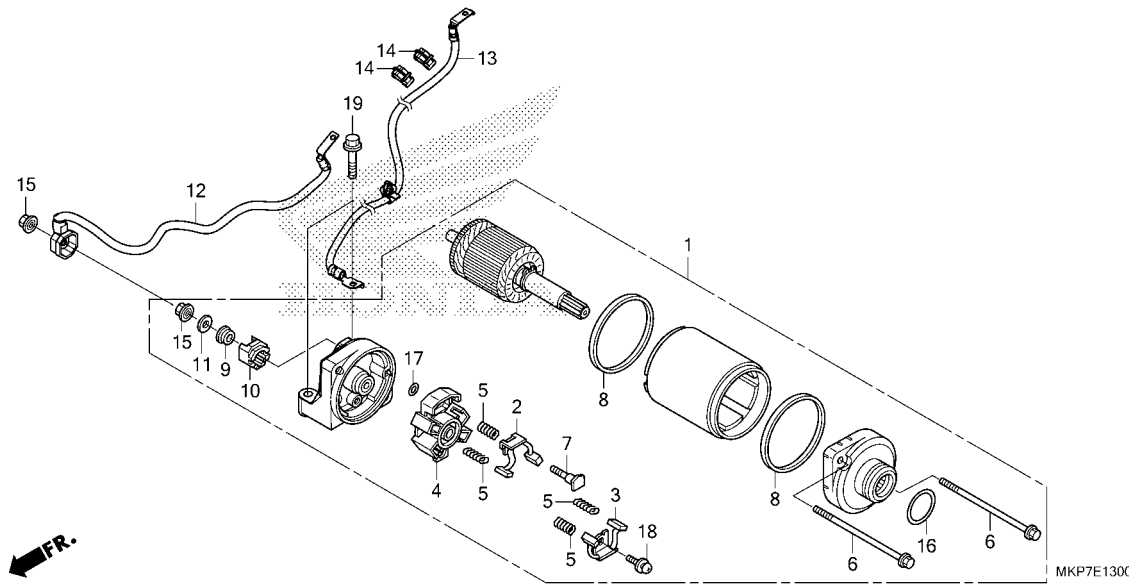
Ref. No.	L.O.N.	(Relative ref. Number) Description	F.R.T.
1	114103	PUMP ASSY., WATER	0.7
2	1141B0	COVER, WATER PUMP	0.7
3	1141B1	GASKET, WATER PUMP COVER	0.7
4	114130	HOSE A, WATER	1.3
5	1141B4	HOSE, WATER BYPASS	1.3
11	1141E1	O-RING, WATER PUMP	0.7

Ref. No.	Part No.	Description	Reqd. QTY					Serial No.	Parts catalogue code
			CB400		CB500				
			XA	X	XA	XA	XA		
			K	K	K	L	M		
1	19200-MGZ-305	PUMP COMP., WATER	1	1	1	1	1		
2	19220-MGZ-J00	COVER COMP., WATER PUMP	1	1	1	1	1		
3	19226-MGZ-J00	GASKET, WATER PUMP BODY	1	1	1	1	1		
4	19525-MKP-D00	HOSE A, WATER	1	1	1	1	1		
5	19526-MKP-D00	HOSE, WATER BYPASS	1	1	1	1	1		
6	19531-MJW-J00	CLIP, WATER HOSE(D27)	2	2	2	2	2		
7	19535-MJW-J00	CLIP, WATER HOSE(D21)	2	2	2	2	2		
8	90002-MGZ-J00	BOLT, FLANGE SOCKET, 6X25	2	2	2	2	2		
9	90004-MGZ-J00	BOLT, FLANGE SOCKET, 6X60	3	3	3	3	3		
10	90463-ML7-000	WASHER, SEALING, 6.5MM	1	1	1	1	1		
11	91302-MB0-013	O-RING, 32.95X2.62(ARAI)	1	1	1	1	1		

2

E-13

STARTER MOTOR



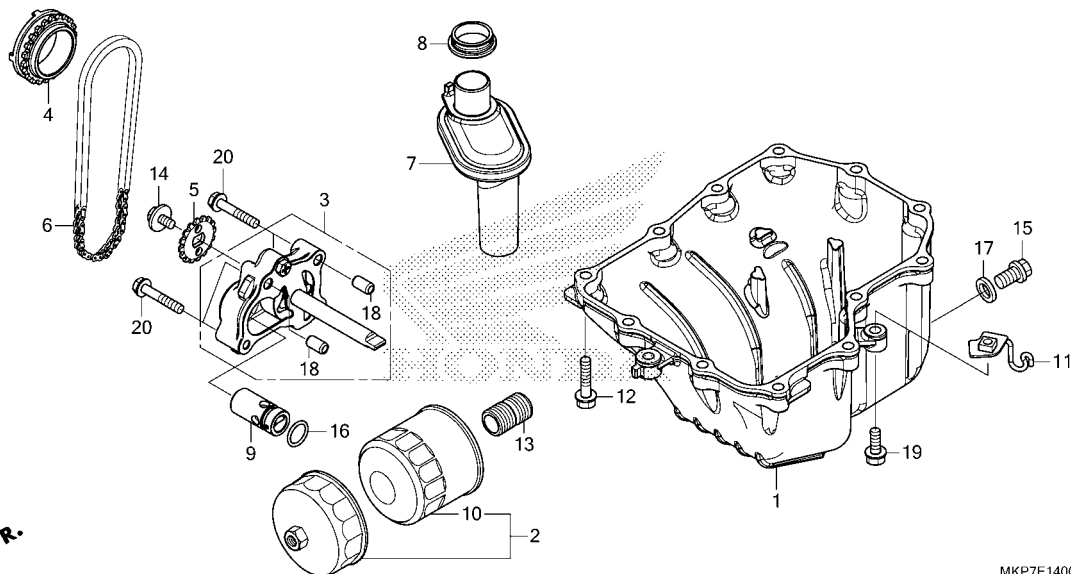
Ref. No.	L.O.N.	(Relative ref. Number) Description	F.R.T.
1		(16)	
1	612105	MOTOR, STARTING	1.4
2	6121A4	TERMINAL, BRUSH(STARTER)	1.5
		.NOTE: Same time for two units	
12	612115	CABLE, STARTER MOTOR	1.2
13	610110	CABLE, NEGATIVE BATTERY	1.2

Ref. No.	Part No.	Description	Reqd. QTY					Serial No.	Parts catalogue code
			CB400	X		CB500			
			XA	X	XA	XA	XA		
			K	K	K	L	M		
1	31200-MGZ-J81	MOTOR ASSY., STARTER.....	1	1	1	1	1		
2	31201-MEW-921	BRUSH SET A, CARBON.....	1	1	1	1	1		
3	31202-MEW-921	BRUSH SET B, CARBON.....	1	1	1	1	1		
4	31203-MEW-921	HOLDER, BRUSH.....	1	1	1	1	1		
5	31204-MEW-921	SPRING, CARBON BRUSH.....	4	4	4	4	4		
6	31205-HP5-601	BOLT, SETTING.....	2	2	2	2	2		
7	31206-MEW-921	BOLT, TERMINAL.....	1	1	1	1	1		
8	31207-HP5-601	RING.....	2	2	2	2	2		
9	31208-MEW-921	INSULATOR.....	1	1	1	1	1		
10	31209-MEW-921	STOPPER, TERMINAL.....	1	1	1	1	1		
11	31210-MEW-921	WASHER.....	1	1	1	1	1		
12	32410-MKP-T00	CABLE, STARTER MOTOR.....	1	1	1	1	1		
13	32601-MKP-T00	CABLE, BATTERY EARTH.....	1	1	1	1	1		
14	61309-GE4-003	CLIP, HARNESS.....	2	2	2	2	2		
15	90071-MB0-000	NUT-WASHER, 6MM.....	2	2	2	2	2		
16	91309-425-003	O-RING, 24.4X3.1(ARAI).....	1	1	1	1	1		
17	91320-MB0-000	O-RING, 4X2.....	1	1	1	1	1		
18	93892-05012-08	SCREW-WASHER, 5X12.....	1	1	1	1	1		
19	95801-06028-00	BOLT, FLANGE, 6X28.....	2	2	2	2	2		



E-14

OIL PAN/OIL PUMP

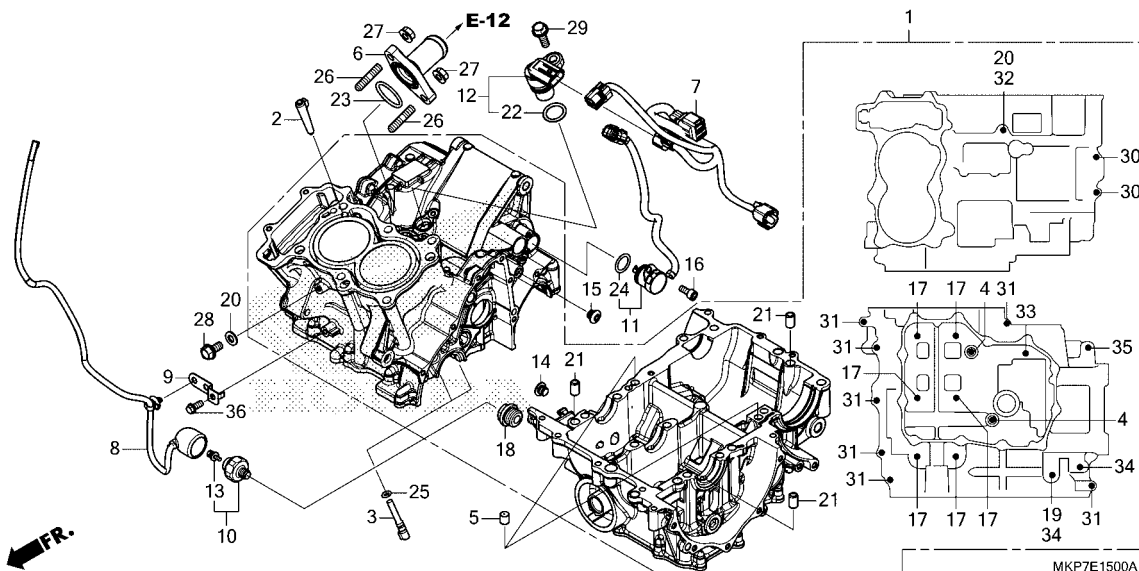


Ref. No.	L.O.N.	(Relative ref. Number) Description	F.R.T.
1	113145	OIL PAN AND/OR GASKET	0.8
3	113105	PUMP ASSY., OIL	0.7
4	1131A2	SPROCKET, OIL PUMP DRIVE	0.7
5	113111	SPROCKET, OIL PUMP DRIVEN	0.4
6	113122	CHAIN, OIL PUMP DRIVE	0.7
7	1131B6	(8) STRAINER, OIL	0.8
9	113126	VALVE, RELIEF	0.7
10	113180	(2) CARTRIDGE, OIL FILTER	0.2

Ref. No.	Part No.	Description	Reqd. QTY					Serial No.	Parts catalogue code
			CB400	X		CB500			
			XA	K	K	XA	XA	XA	XA
1	11210-MJW-J80	PAN, OIL.....	1	1	1	1	1	1	
2	15010-MCE-H51	FILTER SET, OIL.....	(1)	(1)	(1)	(1)	(1)	-	
	15010-MKR-305	-	-	-	-	-	(1)	
3	15100-MGZ-J00	PUMP ASSY., OIL.....	1	1	1	1	1	1	
4	15131-MKP-D01	SPROCKET, OIL PUMP DRIVE(22T)	1	1	1	1	1	1	
5	15134-MGZ-J00	SPROCKET, OIL PUMP DRIVEN(16T)	1	1	1	1	1	1	
6	15141-MKP-D01	CHAIN, OIL PUMP (DID 25HT2-56LE)	1	1	1	1	1	1	
7	15150-MGZ-J00	STRAINER COMP., OIL.....	1	1	1	1	1	1	
8	15154-MAT-000	PACKING, OIL STRAINER.....	1	1	1	1	1	1	
9	15220-MGZ-J00	VALVE ASSY., RELIEF.....	1	1	1	1	1	1	
10	15410-MFJ-D01	CARTRIDGE, OIL FILTER (TOYO ROKI)	1	1	1	1	1	-	
	15410-MFJ-D02	CARTRIDGE, OIL FILTER (WAKO FILTER)	-	-	-	-	-	1	
11	17419-MJW-J40	STAY, HOSE CLAMP.....	1	-	1	1	1	1	----- CH, ED, KO, SI
12	90006-GHB-680	BOLT, FLANGE, 6X28(NSHF).....	12	-	-	-	-	-	
	90010-MGZ-J00	BOLT, FLANGE, 6X28.....	-	12	12	12	12		
13	90019-MB0-000	BOSS, OIL FILTER.....	1	-	-	-	-	-	
	90019-MGZ-J00	-	1	1	1	1	1	
14	90021-MGZ-J00	BOLT-WASHER, 6X12.....	1	1	1	1	1	1	
15	90131-883-000	BOLT, DRAIN PLUG, 12X15.....	1	1	1	1	1	1	
16	91313-MB0-003	O-RING, 14.7X2.2(ARAI).....	1	1	1	1	1	1	
17	94109-12000	WASHER, DRAIN PLUG, 12MM.....	1	1	1	1	1	1	
18	94301-08140	DOWEL PIN, 8X14.....	2	2	2	2	2	2	
19	90101-MJW-J40	BOLT, FLANGE, 6X20.....	1	-	1	1	1	1	----- CH, ED, KO, SI
20	95701-06035-00	BOLT, FLANGE, 6X35.....	4	4	4	4	4	4	

E-15

CRANKCASE



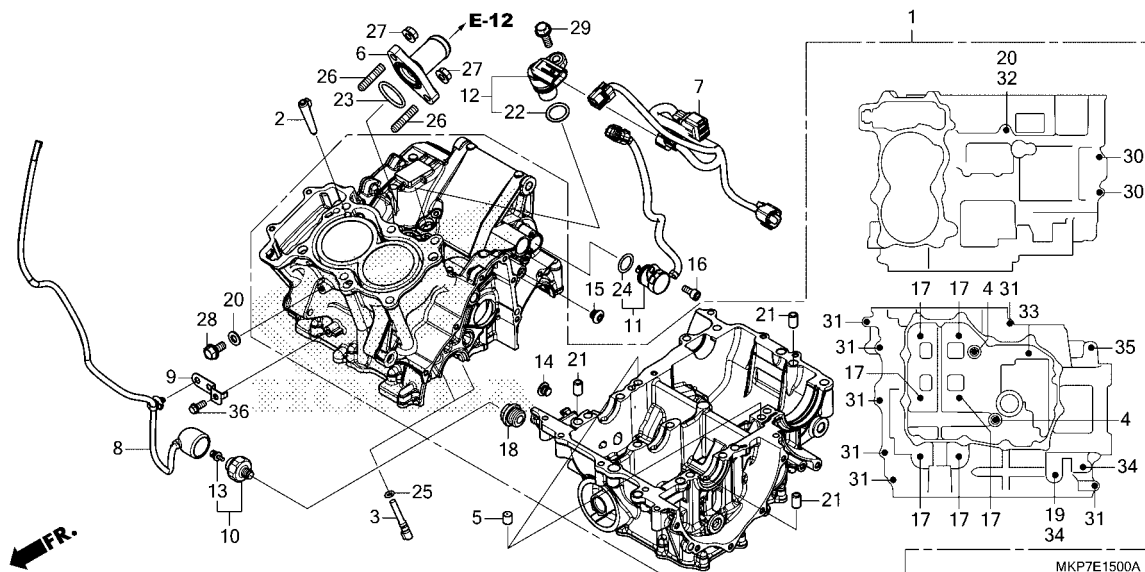
Ref. No.	L.O.N.	(Relative ref. Number) Description	F.R.T.
1	110105	CRANKCASE SETINCLUDES: Engine removal and installation	7.5
6	114150	JOINT, WATER (23)	1.4
7	611142	SUB HARNESS, ENGINE	1.2
8	611117	SUB HARNESS, OIL PRESSURE	0.4
10	615160	SWITCH, OIL PRESSURE (24)	0.2
11	615125	SWITCH, GEAR CHANGE (22)	0.9
12	617198	SENSOR, SPEEDOMETER	1.2

Ref. No.	Part No.	Description	Reqd. QTY					Serial No.	Parts catalogue code
			CB400	X		CB500			
			XA	X	XA	XA	XA		
			K	K	K	L	M		
1	11000-MKP-D80	CRANKCASE SET	1	1	1	1	1	----- ED,IN,KO,MA,SI,U	
	11000-MKP-H80	-	-	1	1	1	----- CH	
2	11103-MGZ-J00	PIN, PARTITION	1	1	1	1	1		
3	11140-MGZ-J00	JET COMP., OIL	2	2	2	2	2		
4	12207-KYJ-900	BOLT, SEALING, 12MM	2	2	2	2	2		
5	15515-MGZ-J00	ORIFICE A, 1.0MM	2	2	2	2	2		
6	19060-MGZ-J80	JOINT, WATER	1	1	1	1	1		
7	32101-MKP-T00	SUB HARNESS, ENGINE	1	1	1	1	1		
8	32102-MGZ-J00	SUB HARNESS, OIL PRESSURE	1	1	1	1	1		
9	32157-MGZ-J00	STAY, HARNESS CLIP	1	1	1	1	1		
10	35500-MEH-661	SWITCH ASSY., OIL PRESSURE (DENSO)	1	1	1	1	1		
11	35759-MKP-T01	SWITCH ASSY., CHANGE	1	-	-	-	-	----- 5000280	
	35759-MKP-T02	1	-	-	-	-	5000281 -----	
	35759-MKP-T01	-	1	1	-	-		
	35759-MKP-T02	-	-	-	1	1		
12	37700-MJE-D01	SENSOR ASSY., SPEED(TDK-EPC)	1	1	1	1	1		
13	90002-PA6-003	BOLT-WASHER, 4X8(DENSO)	1	1	1	1	1		
14	90005-MAZ-000	BOLT, SOCKET, 10MM	1	1	1	1	1		
15	90009-MGZ-J00	BOLT, SOCKET, 10MM	1	1	1	1	1		
16	90011-MGP-000	BOLT, SOCKET KNOCK, 6MM	1	1	1	1	1		
17	90015-MGZ-J01	BOLT, UBS, 8X105	6	6	6	6	6		
18	90048-MY5-600	BOLT, SEALING, 18MM	1	1	1	1	1		
19	90442-028-000	WASHER, SEALING, 8MM	1	1	1	1	1		
20	90463-ML7-000	WASHER, SEALING, 6.5MM	2	2	2	2	2		



E-15

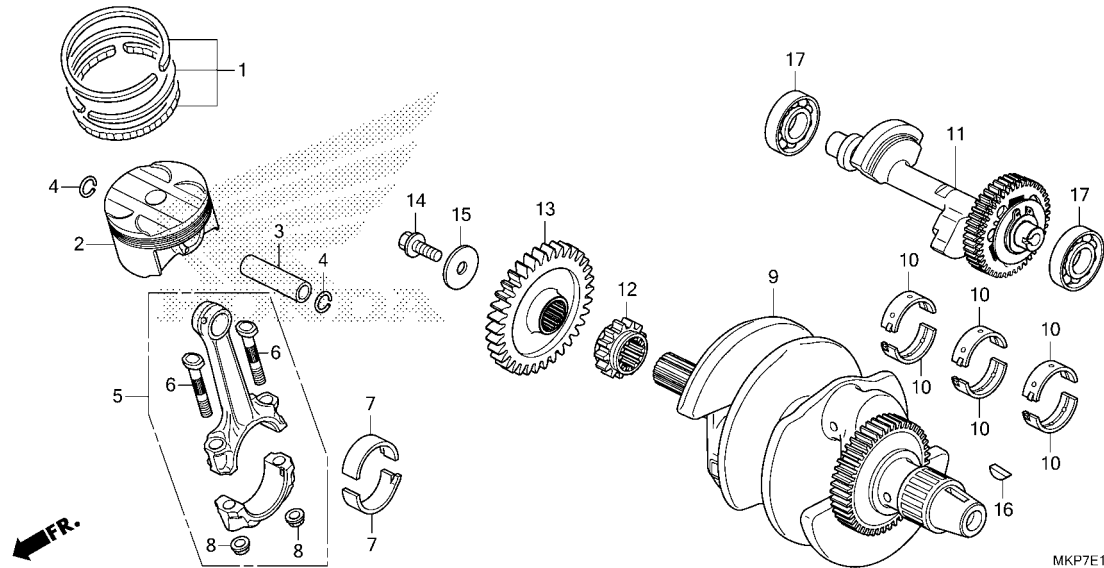
CRANKCASE



Ref. No.	Part No.	Description	Reqd. QTY					Serial No.	Parts catalogue code
			CB400		CB500				
			XA	X	XA	XA	XA		
			K	K	K	L	M		
21	90701-MV9-670	DOWEL PIN, 10X16	3	3	3	3	3		
22	91303-KF0-003	O-RING, 14.8X2.4(ARAI)	1	1	1	1	1		
23	91304-MCP-900	O-RING, 23X2.4	1	1	1	1	1		
24	91305-KC1-850	O-RING, 16.5X2.5	1	1	1	1	1		
25	91305-MCJ-751	O-RING, 3.2X1.1	2	2	2	2	2		
26	92900-06016-0E	BOLT, STUD, 6X16	2	2	2	2	2		
27	94050-06000	NUT, FLANGE, 6MM	2	2	2	2	2		
28	95701-06012-00	BOLT, FLANGE, 6X12	1	1	1	1	1		
29	95701-06018-00	BOLT, FLANGE, 6X18	1	1	1	1	1		
30	95701-06035-00	BOLT, FLANGE, 6X35	2	2	2	2	2		
31	95701-06040-08	BOLT, FLANGE, 6X40	7	7	7	7	7		
32	95701-06095-00	BOLT, FLANGE, 6X95	1	1	1	1	1		
33	95701-08055-00	BOLT, FLANGE, 8X55	1	1	1	1	1		
34	95701-08075-00	BOLT, FLANGE, 8X75	2	2	2	2	2		
35	95701-10075-00	BOLT, FLANGE, 10X75	1	1	1	1	1		
36	96001-06014-07	BOLT, FLANGE, 6X14	1	1	1	1	1		

E-16

CRANKSHAFT/PISTON



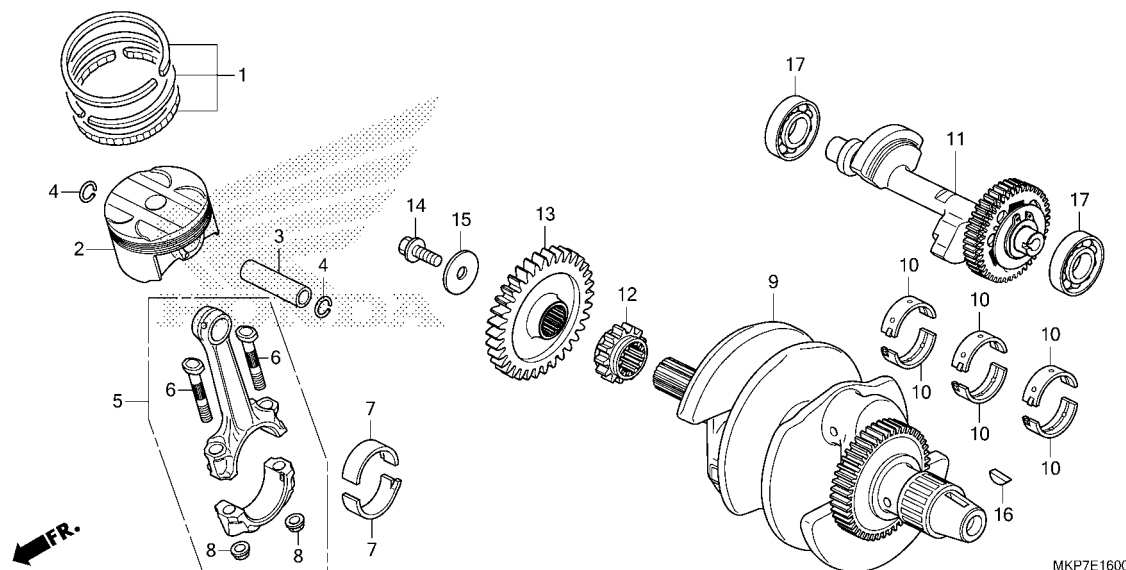
Ref. No.	L.O.N.	(Relative ref. Number) Description	F.R.T.
2	(1,3,4,5,7)		
1111T9		PISTON AND/OR RING SET AND/OR BEARING AND/OR RODINCLUDES: Engine removal and installation	6.5
1111X9		PISTON AND/OR RING SET AND/OR BEARING AND/OR ROD :FOR 1 VEHICLEINCLUDES: Engine removal and installation .INCLUDES: Inspection/Measurement/Cleaning	7.0
9	1101B5	CRANKSHAFTINCLUDES: Engine removal and installation	7.1
10	110125	BEARING, CRANKSHAFTINCLUDES: Engine removal and installation .NOTE: Same time for two units or more	6.7
11	110185	SHAFT, BALANCERINCLUDES: Engine removal and installation	6.2

Ref. No.	Part No.	Description	Reqd. QTY					Serial No.	Parts catalogue code
			CB400	CB500	XA	XA	XA		
			XA	X	XA	XA	XA		
			K	K	K	L	M		
1	13011-MEE-305	RING SET, PISTON(STD.)	2	2	2	2	2		
	13021-MEE-305	RING SET, PISTON(0.25)	-	(2)	(2)	(2)	(2)	----- CH, IN, KO, MA, U	
2	13101-MGZ-K00	PISTON(STD.)	2	-	-	-	-		
	13101-MGZ-D00	-	2	2	2	2	----- CH, ED, KO, MA, U	
	13102-MGZ-305	PISTON(0.25)	-	(2)	(2)	(2)	(2)	----- CH, KO, MA, U	
	13101-MKP-P00	PISTON(STD.)	-	-	2	-	2	----- IN	
	13102-MKP-P00	PISTON(0.25)	-	-	(2)	-	(2)	----- IN	
3	13111-MFG-D00	PIN, PISTON	2	2	2	2	2		
4	13115-MGZ-J00	CLIP, PISTON PIN, 16MM	4	4	4	4	4		
5	13210-MGZ-K00	ROD ASSY., CONNECTING	2	-	-	-	-		
	13210-MGZ-D00	-	2	2	2	2		
6	13213-ML7-020	BOLT, CONNECTING ROD	4	4	4	4	4		
7	13214-MGZ-J01	BEARING A, CONNECTING ROD (BLUE)	4	4	4	4	4		
	13215-MGZ-J01	BEARING B, CONNECTING ROD (BLACK)	4	4	4	4	4		
	13216-MGZ-J01	BEARING C, CONNECTING ROD (BROWN)	4	4	4	4	4		
	13217-MGZ-J01	BEARING D, CONNECTING ROD (GREEN)	4	4	4	4	4		
	13218-MGZ-J01	BEARING E, CONNECTING ROD (YELLOW)	4	4	4	4	4		
8	13215-ML7-000	NUT, CONNECTING ROD	4	4	4	4	4		
9	13300-MGZ-K01	CRANKSHAFT COMP.	1	-	-	-	-		
	13300-MGZ-D01	-	1	1	1	1		
10	13313-MW0-003	BEARING A, CRANKSHAFT (BLACK) ..	6	6	6	6	6		
	13314-MW0-003	BEARING B, CRANKSHAFT (BROWN) ..	6	6	6	6	6		
	13315-MW0-003	BEARING C, CRANKSHAFT (GREEN) ..	6	6	6	6	6		



E-16

CRANKSHAFT/PISTON

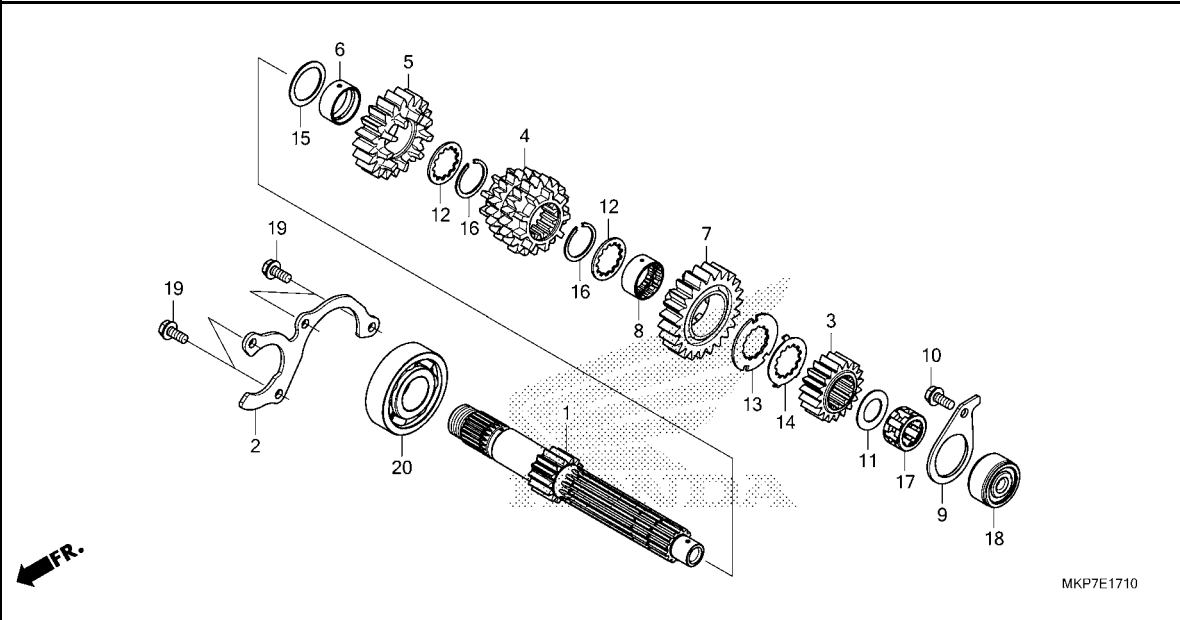


Ref. No.	L.O.N.	(Relative ref. Number) Description	F.R.T.
12	1101C8	SPROCKET, TIMINGINCLUDES: Engine removal and installation	4.6
13	211105	GEAR, PRIMARY DRIVE	0.5
17	1101G3	BEARING, BALANCER SHAFT :LEFT .INCLUDES: Engine removal and installation	6.4
	1101G4	BEARING, BALANCER SHAFT :RIGHT .INCLUDES: Engine removal and installation	6.2
	1101G5	BEARING, BALANCER SHAFT :BOTH .INCLUDES: Engine removal and installation	6.4

Ref. No.	Part No.	Description	Reqd. QTY					Serial No.	Parts catalogue code
			CB400	X		CB500			
			XA	X	XA	XA	XA		
			K	K	K	L	M		
10)	13316-MW0-003	BEARING D, CRANKSHAFT(YELLOW)	6	6	6	6	6		
	13317-MW0-003	BEARING E, CRANKSHAFT(PINK)··	6	6	6	6	6		
11	13420-MKP-K00	SHAFT COMP., BALANCER(40T)···	1	-	-	-	-		
	13420-MKG-A00	-	1	1	1	1		
12	14311-MGZ-J00	SPROCKET, TIMING(17T)·····	1	1	1	1	1		
13	23113-MKG-A00	GEAR, PRIMARY DRIVE(34T)·····	1	1	1	1	1		
14	90013-MGZ-J00	BOLT, SPECIAL, 10X25·····	1	1	1	1	1		
15	90405-MGZ-J00	WASHER, 10.5X40·····	1	1	1	1	1		
16	90742-KYJ-900	KEY, WOODRUFF, 25X18·····	1	1	1	1	1		
17	91001-MGZ-J00	BEARING, SPECIAL RADIAL BALL, 6204	2	2	2	2	2		

E-17-10

TRANSMISSION(MAINSHAFT)



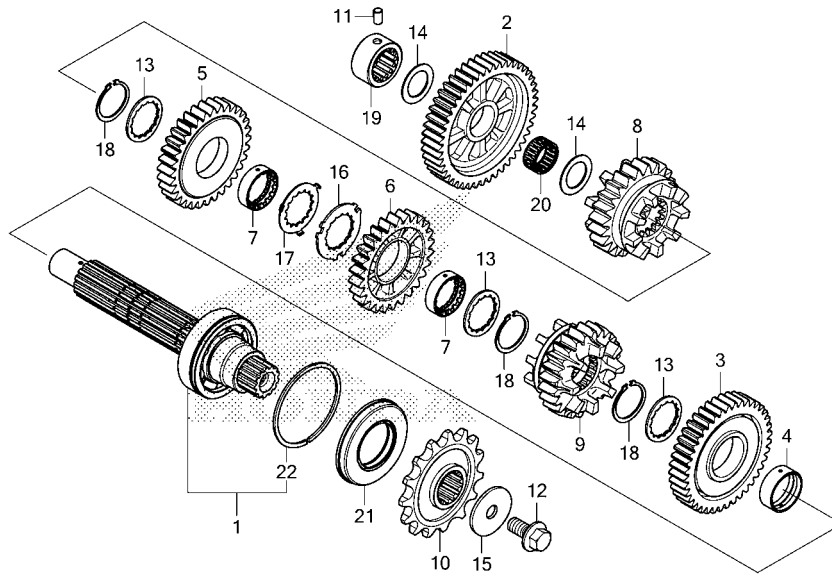
Ref. No.	L.O.N.	(Relative ref. Number) Description	F.R.T.
1		(3,4,5,7)	
210141		MAINSHAFT, TRANSMISSIONINCLUDES: Engine removal and installation	6.2
210141A		.Replace countershaft add	0.2
18		(17)	
2101C2		BEARING, MAINSHAFT :LEFTINCLUDES: Engine removal and installation	6.6
20		2101C5 BEARING, MAINSHAFT :RIGHTINCLUDES: Engine removal and installation	6.0
		2101C6 BEARING, MAINSHAFT :BOTHINCLUDES: Engine removal and installation	6.6
		2101D4 BEARING, MAINSHAFT AND COUNTERSHAFT :ALLINCLUDES: Engine removal and installation	6.6

Ref. No.	Part No.	Description	Reqd. QTY					Serial No.	Parts catalogue code
			CB400	X	XA	XA	XA		
			XA	X	XA	XA	XA		
			K	K	K	L	M		
1	23211-MKP-D00	MAINSHAFT(14T)	1	1	1	1	1		
2	23212-MGZ-J00	PLATE, BEARING SETTING.....	1	1	1	1	1		
3	23431-MKP-D00	GEAR, MAINSHAFT SECOND(19T) ..	1	1	1	1	1		
4	23451-MKP-D00	GEAR, MAINSHAFT THIRD & FOURTH (20T/20T)	1	1	1	1	1		
5	23491-MKP-D00	GEAR, MAINSHAFT FIFTH(20T) ...	1	1	1	1	1		
6	23492-MGZ-J00	COLLAR, 25X28X12	1	1	1	1	1		
7	23511-MKP-D00	GEAR, MAINSHAFT SIXTH(23T) ...	1	1	1	1	1		
8	23512-MV9-670	COLLAR, SPLINE, 25X28X13	1	1	1	1	1		
9	23531-MGZ-J00	PLATE, BEARING SETTING.....	1	1	1	1	1		
10	90005-MGZ-J00	BOLT, FLANGE, 6X14(NSHF).....	1	1	1	1	1		
11	90403-KE7-000	WASHER, THRUST, 17.2MM	1	1	1	1	1		
12	90451-KY2-000	WASHER, SPLINE, 25X31X1.5	2	2	2	2	2		
13	90454-KYJ-900	WASHER, SPLINE, 25X42X1.6	1	1	1	1	1		
14	90455-KYJ-900	WASHER, LOCK, 25MM	1	1	1	1	1		
15	90456-MA6-000	WASHER, THRUST, 25MM	1	1	1	1	1		
16	90601-107-000	CIRCLIP, 25MM	2	2	2	2	2		
17	91022-MN4-003	BEARING, NEEDLE, 17X27X14.8 (TOYO)	1	1	1	1	1		
18	91023-MN4-003	OUTER, NEEDLE BEARING	1	1	1	1	1		
19	95701-06014-00	BOLT, FLANGE, 6X14	4	4	4	4	4		
20	96100-63050-00	BEARING, RADIAL BALL, 6305 ...	1	1	1	1	1		



E-17-20

TRANSMISSION(COUNTERSHAFT)



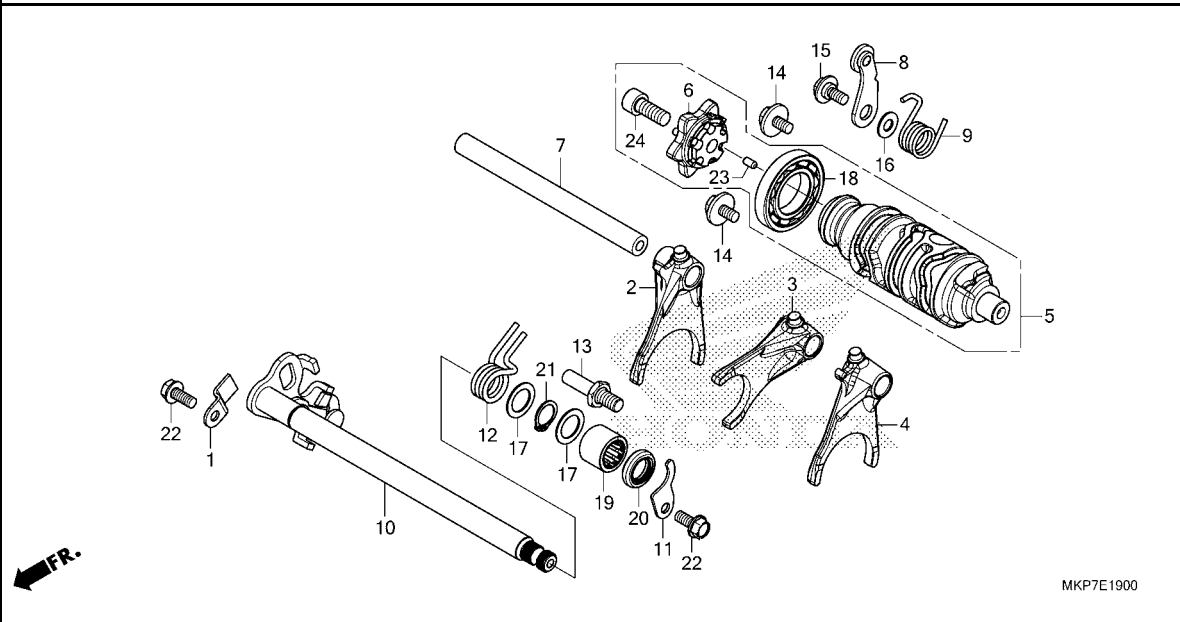
FR.

Ref. No.	L.O.N.	(Relative ref. Number) Description	F.R.T.
1		(2,3,5,6,8,9,20)	
210142		COUNTERSHAFT, TRANSMISSIONINCLUDES: Engine removal and installation	6.1
210142A		.Replace mainshaft add	0.3
10 213135		SPROCKET, DRIVE	0.3
19 2101C8		BEARING, COUNTERSHAFT :RIGHT . .INCLUDES: Engine removal and installation	5.9
2101D4		BEARING, MAINSHAFT AND COUNTERSHAFT :ALL	6.6
		.INCLUDES: Engine removal and installation	
21 2101G7		OIL SEAL, COUNTERSHAFT :LEFT . .INCLUDES: Engine removal and installation	5.9

Ref. No.	Part No.	Description	Reqd. QTY						Serial No.	Parts catalogue code
			CB400		CB500					
			XA	X	XA	XA	XA			
			K	K	K	L	M			
1	23220-MGZ-J01	COUNTERSHAFT COMP.	1	1	1	1	1			
2	23421-MKP-D00	GEAR, COUNTERSHAFT FIRST(46T)	1	1	1	1	1			
3	23441-MKP-D00	GEAR, COUNTERSHAFT SECOND(40T)	1	1	1	1	1			
4	23442-ML7-000	COLLAR, 28MM	1	1	1	1	1			
5	23461-MKP-D00	GEAR, COUNTERSHAFT THIRD(32T)	1	1	1	1	1			
6	23481-MKP-D00	GEAR, COUNTERSHAFT FOURTH(26T)	1	1	1	1	1			
7	23482-MV9-670	COLLAR, SPLINE, 28X31X9	2	2	2	2	2			
8	23501-MKP-D00	GEAR, COUNTERSHAFT FIFTH(23T)	1	1	1	1	1			
9	23521-MKP-D00	GEAR, COUNTERSHAFT SIXTH(24T)	1	1	1	1	1			
10	23801-MKP-D00	SPROCKET, DRIVE(15T)	1	1	1	1	1			
11	24261-283-000	PIN, GEARSHIFT FORK GUIDE	1	1	1	1	1			
12	90037-422-003	BOLT, SPECIAL, 10MM	1	1	1	1	1			
13	90452-MR7-000	WASHER, SPLINE, 28X34X1.5	3	3	3	3	3			
14	90454-428-000	WASHER, THRUST, 20MM	2	2	2	2	2			
15	90459-438-000	WASHER, 10.2MM	1	1	1	1	1			
16	90463-MR7-000	WASHER, SPLINE, 28MM	1	1	1	1	1			
17	90464-MR7-000	WASHER, LOCK, 28MM	1	1	1	1	1			
18	90603-MN4-000	CIRCLIP, 28MM	3	3	3	3	3			
19	91023-MKP-D01	BEARING, NEEDLE, 20X34X16.8								
		(NTN)	1	1	1	1	1			
20	91026-MGZ-J00	BEARING, NEEDLE, 20X24X11	1	1	1	1	1			
21	91207-KT8-003	OIL SEAL, 34X62X8	1	1	1	1	1			
22	94560-62200	RING, SNAP, 62MM	1	1	1	1	1			

E-19

GEARSHIFT DRUM



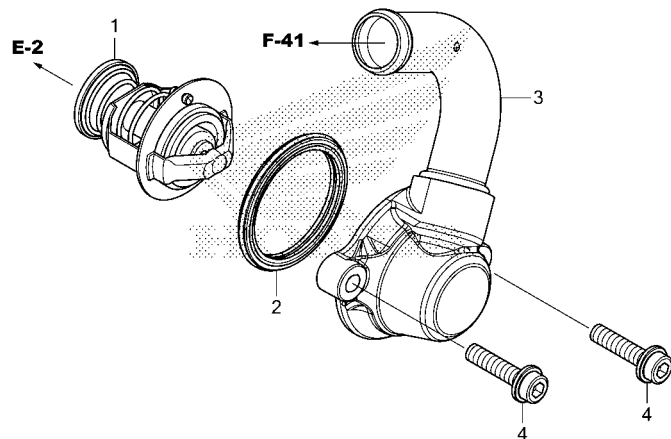
Ref. No.	L.O.N.	(Relative ref. Number) Description	F.R.T.
2	210112	(3,4) FORK, GEARSHIFTINCLUDES: Engine removal and installation .NOTE: Same time for two units or more	6.0
5	2101A9	DRUM, GEARSHIFTINCLUDES: Engine removal and installation	6.0
6	2101B2	CENTER, GEARSHIFT DRUM	0.8
8	210125	(9) STOPPER OR SPRING, SHIFT DRUM	0.8
10	210122	(12) SPINDLE, GEARSHIFT	0.8
20	1101F9	OIL SEAL, GEARSHIFT SPINDLE ..	0.8

Ref. No.	Part No.	Description	Reqd. QTY					Serial No.	Parts catalogue code
			CB400	X	XA	XA	XA		
			XA	X	XA	XA	XA		
			K	K	K	L	M		
1	14623-MV1-000	PLATE, TENSIONER SETTING.....	1	1	1	1	1		
2	24211-MGZ-J00	FORK, R. GEARSHIFT.....	1	1	1	1	1		
3	24212-MGZ-J00	FORK, CENTER GEARSHIFT.....	1	1	1	1	1		
4	24213-MGZ-J00	FORK, L. GEARSHIFT.....	1	1	1	1	1		
5	24310-MKP-D00	DRUM COMP., GEARSHIFT.....	1	1	1	1	1		
6	24315-MJE-D00	CENTER COMP., SHIFT DRUM.....	1	1	1	1	1		
7	24321-MAS-000	SHAFT, GEARSHIFT FORK.....	1	1	1	1	1		
8	24430-MGZ-J00	STOPPER COMP., GEARSHIFT DRUM	1	1	1	1	1		
9	24435-MJE-D00	SPRING, SHIFT DRUM STOPPER...	1	1	1	1	1		
10	24610-MGZ-J00	SPINDLE COMP., GEARSHIFT.....	1	1	1	1	1		
11	24612-MAL-600	PLATE, SPINDLE.....	1	1	1	1	1		
12	24651-MAS-E00	SPRING, SHIFT RETURN.....	1	1	1	1	1		
13	24652-MGZ-J00	PIN, SHIFT RETURN SPRING.....	1	1	1	1	1		
14	90021-MM5-000	BOLT-WASHER, 6X12.....	2	-	-	-	-		
	90021-MGZ-J00	-	2	2	2	2		
15	90023-MGZ-J00	PIVOT, SHIFT DRUM STOPPER ARM	1	1	1	1	1		
16	90417-360-000	WASHER, DRUM STOPPER.....	1	1	1	1	1		
17	90451-155-000	WASHER, 14MM.....	2	2	2	2	2		
18	91007-MGS-D31	BEARING, RADIAL BALL, 25X47X8	1	1	1	1	1		
19	91106-MCF-003	BEARING, NEEDLE, 14X22X16....	1	1	1	1	1		
20	91203-KSP-911	OIL SEAL, 14X22X5(ARAI).....	1	1	1	1	1		
21	94510-14000	CIRCLIP, EXTERNAL, 14MM.....	1	1	1	1	1		
22	95701-06014-00	BOLT, FLANGE, 6X14.....	2	2	2	2	2		
23	96220-40080	ROLLER, 4X8.....	1	1	1	1	1		
24	96600-08020-10	BOLT, SOCKET, 8X20.....	1	1	1	1	1		



E-21

THERMOSTAT



Ref. No.	L.O.N.	(Relative ref. Number) Description	F.R.T.
1		(2)	
1	114116	THERMOSTAT	0.6
3	114117	CASE, THERMOSTAT	0.9

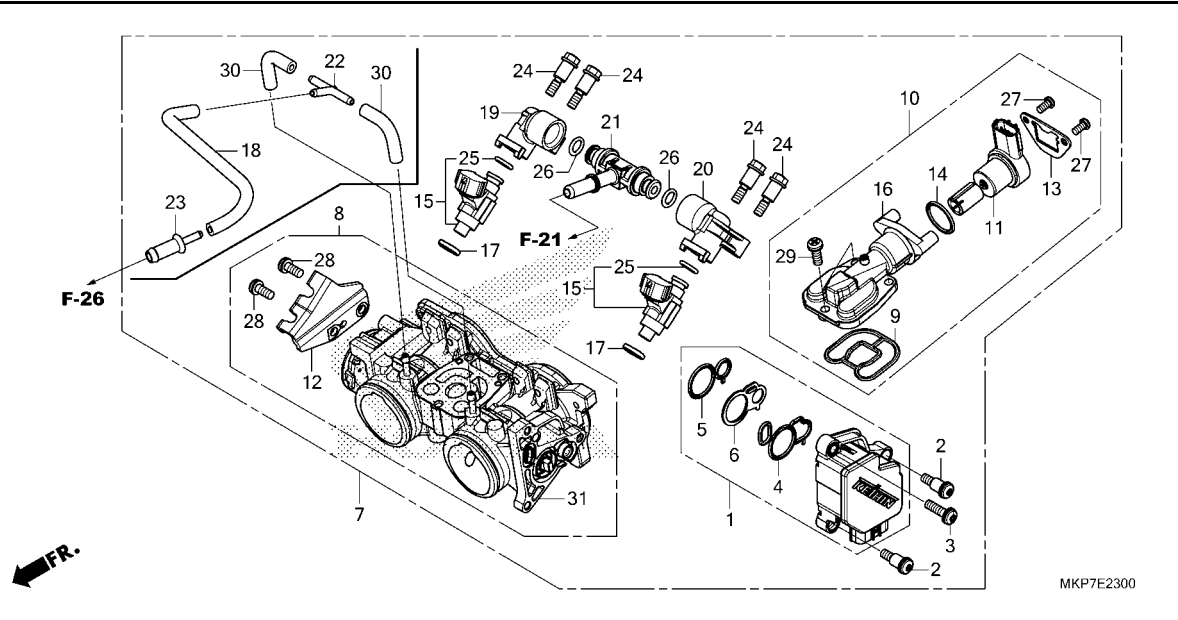
FR.

MKP7E2100

Ref. No.	Part No.	Description	Reqd. QTY					Serial No.	Parts catalogue code
			CB400	X		CB500			
			XA	X	XA	XA	L	M	
			K	K	K	L			
1	19300-MCJ-003	THERMOSTAT(FUJI BELLOWS).....	1	1	1	1	1	1	
2	19305-KV3-010	RUBBER, THERMOSTAT	1	-	-	-	-	-	
	19305-MGZ-J01	-	1	1	1	1	1	
3	19320-MGZ-J80	COVER COMP., THERMOSTAT	1	1	1	1	1	1	
4	90001-MGZ-J00	BOLT, FLANGE SOCKET, 6X22	2	2	2	2	2	2	

E-23

THROTTLE BODY



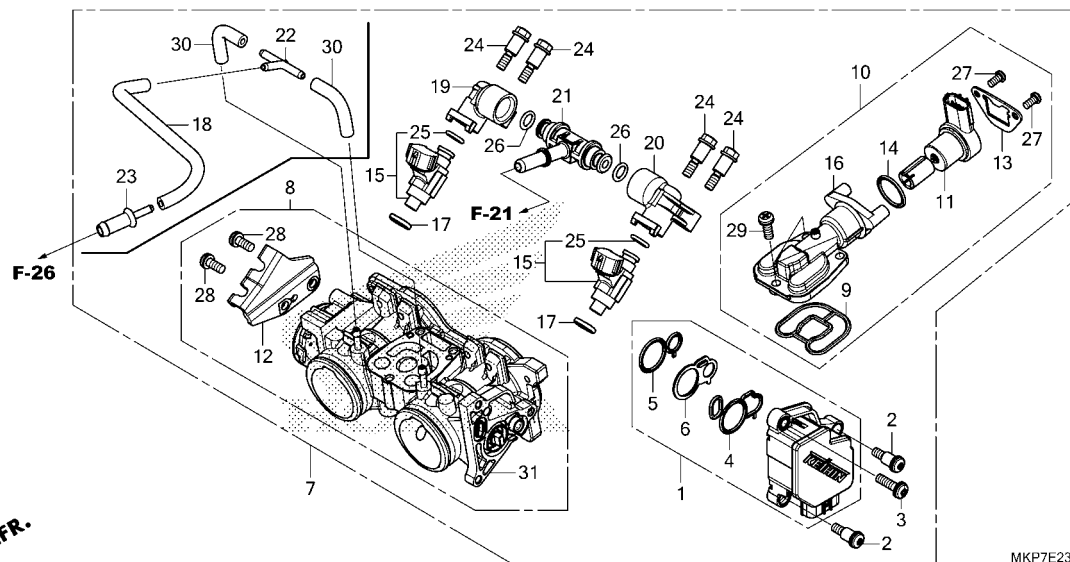
Ref. No.	L.O.N.	(Relative ref. Number) Description	F.R.T.
1	(4,5,6)		
1	617115	SENSOR, THROTTLE	1.2
7	311132	BODY ASSY., THROTTLE	1.3
8	(31)		
8	311130	BODY, THROTTLE	1.4
11	(10,14)		
11	3111N5	VALVE, IDLE AIR CONTROL	1.4
15	(17,25)		
15	311145	INJECTOR, FUEL	1.4
16	(9)	.NOTE: Same time for two units	
16	3111P5	BODY, IDLE AIR CONTROL VALVE	1.3
21	(19,20,26)		
21	311140	PIPE, FUEL	1.3
		.NOTE: Same time for two units or more	

Ref. No.	Part No.	Description	Reqd. QTY						Serial No.	Parts catalogue code
			CB400		CB500					
			XA	X	XA	XA	XA			
			K	K	K	L	M			
1	16060-MKG-L01	SENSOR SET	1	1	1	1	1			
2	16081-KPH-701	SCREW, TORX, 5X8.7	2	2	2	2	2			
3	16082-KPH-701	SCREW, TORX, 5X17	1	1	1	1	1			
4	16083-MGZ-D01	O-RING, SENSOR	1	1	1	1	1			
5	16084-MGZ-D01	O-RING, SENSOR	1	1	1	1	1			
6	16085-MGZ-D01	PLATE	1	1	1	1	1			
7	16400-MKP-T01	BODY ASSY., THROTTLE(GQB7A A) (FRAME NO.)	1	-	-	-	-	-----	KK000241	
	16400-MKP-T02	(FRAME NO.)	1	-	-	-	-	-----	KK000242	
	16400-MKP-C01	BODY ASSY., THROTTLE(GQB7C A) (FRAME NO.)	-	1	1	-	-	-----	K5100006 MA	
	16400-MKP-C02	(FRAME NO.)	-	1	1	-	-	-----	K5100007 MA	
	16400-MKP-T02	BODY ASSY., THROTTLE(GQB7A A)	-	-	1	-	-	-----	CH	
	16400-MKP-T01	(FRAME NO.)	-	-	1	-	-	-----	K5000031 KO	
	16400-MKP-C01	BODY ASSY., THROTTLE(GQB7C A) (FRAME NO.)	-	-	1	-	-	-----	K5000034 IN	
		,,	-	-	1	-	-	-----	K5000060 U	
	16400-MKP-D01	BODY ASSY., THROTTLE(GQB7B A) (FRAME NO.)	-	-	1	-	-	-----	K5004484 ED	
	16400-MKP-T02	BODY ASSY., THROTTLE(GQB7A A) (FRAME NO.)	-	-	1	-	-	-----	K5000032	
	16400-MKP-C02	BODY ASSY., THROTTLE(GQB7C A) (FRAME NO.)	-	-	1	-	-	-----	K5000035	
	,,	,,	-	-	1	-	-	-----	K5000061	



E-23

THROTTLE BODY

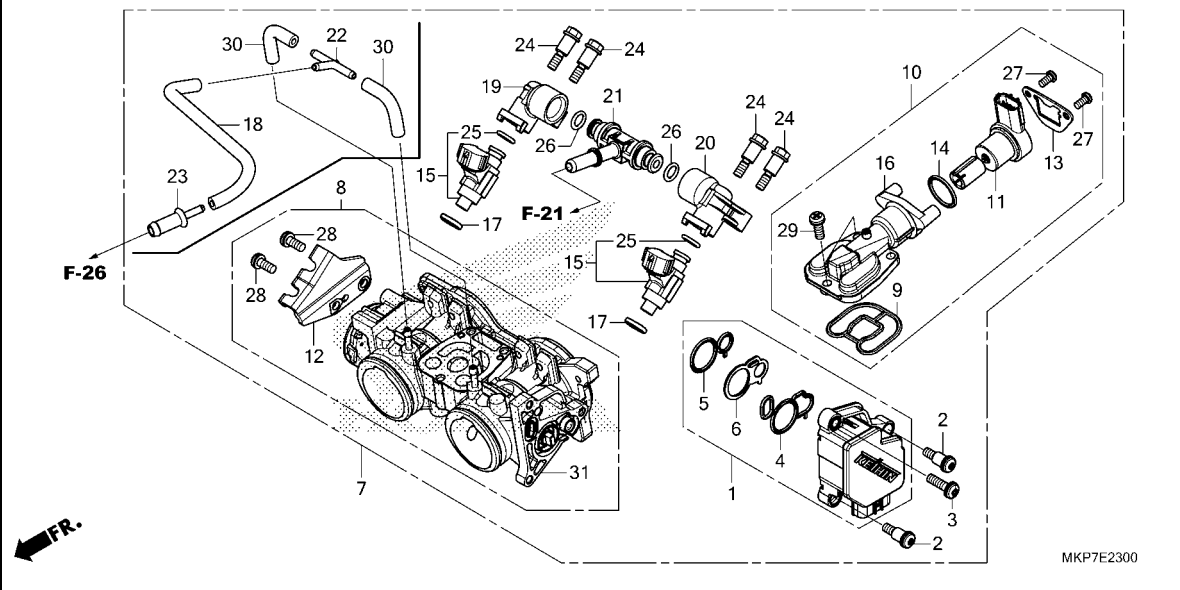


Ref. No.	Part No.	Description	Reqd. QTY					Serial No.	Parts catalogue code
			CB400 XA K	X K	XA K	XA L	XA M		
(7)	16400-MKP-D02	BODY ASSY., THROTTLE(GQB7B A) (FRAME NO.)	-	-	1	-	-	K5004485 -----	ED
	16400-MKP-T02	BODY ASSY., THROTTLE(GQB7A A)	-	-	-	1	1	-----	CH, KO
	16400-MKP-D02	BODY ASSY., THROTTLE(GQB7B A)	-	-	-	-	1	-----	ED
	16400-MKP-C02	BODY ASSY., THROTTLE(GQB7C A)	-	-	-	-	1	-----	IN, MA, U
8	16410-MKP-T01	BODY SET	1	-	1	1	1	-----	CH, KO, SI
	16410-MKP-C01	-	1	1	-	1	-----	IN, MA, U
9	16428-MGZ-D01	O-RING, AIR INJECTION CONTROL VALVE	1	1	1	1	1		
10	16430-MJW-J01	VALVE SET, IDLE AIR CONTROL	1	1	1	1	1		
11	16431-MJP-G51	MOTOR ASSY.	1	1	1	1	1		
12	16432-MGZ-D01	STAY, WIRE	1	1	1	1	1	-----	CH, IN, KO, MA, SI, U
13	16433-MEW-921	PLATE, IDLE AIR CONTROL VALVE	1	1	1	1	1		
14	16435-MFJ-D01	O-RING, 17.8X1.9	1	1	1	1	1		
15	16450-MKP-T01	INJECTOR ASSY., FUEL (FRAME NO.)	2	-	-	-	-	-----	KK000241
	16450-MKP-T02 (FRAME NO.)	2	-	-	-	-	-----	KK000242
	16450-MKP-T01 (FRAME NO.)	-	2	2	-	-	-----	K5100006 MA
	16450-MKP-T02 (FRAME NO.)	-	2	2	-	-	-----	K5100007 -----
	16450-MKP-T01 (FRAME NO.)	-	-	2	-	-	-----	-----
	16450-MKP-T01 (FRAME NO.)	-	-	2	-	-	-----	K5000031 KO
	''	''	-	-	2	-	-	-----	K5000034 IN
	''	''	-	-	2	-	-	-----	K5000060 U
	''	''	-	-	2	-	-	-----	K5004484 ED



E-23

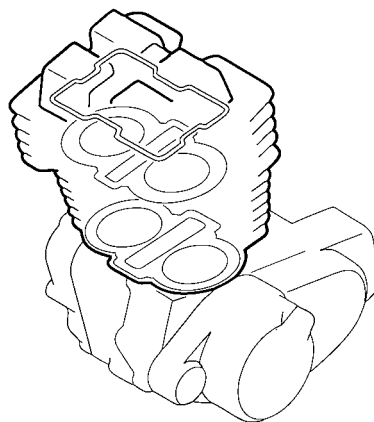
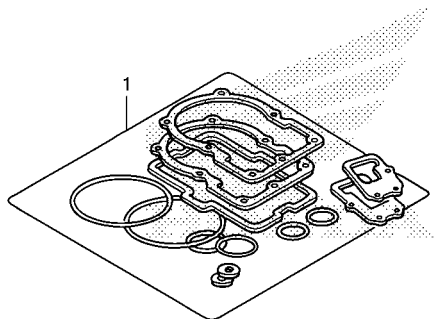
THROTTLE BODY



Ref. No.	Part No.	Description	Reqd. QTY					Serial No.	Parts catalogue code
			CB400 XA K	X K	XA K	XA L	XA M		
15)	16450-MKP-T02	INJECTOR ASSY., FUEL..... (FRAME NO.)	-	-	2	-	-	K5000032 ----- KO	
		''	-	-	2	-	-	K5000035 ----- IN	
		''	-	-	2	-	-	K5000061 ----- U	
		''	-	-	2	-	-	K5004485 ----- ED	
			-	-	-	2	2		
16	16451-MGZ-D01	BODY COMP., IDLE AIR CONTROL VALVE	1	1	1	1	1		
17	16472-MKP-T00	SEAL RING, INJECTOR.....	2	2	2	2	2		
18	16482-MGZ-A01	TUBE, PURGE.....	1	-	1	1	1	-----	CH, ED, KO, SI
19	16610-MKP-T01	PIPE, FUEL(A).....	1	1	1	1	1		
20	16620-MKP-T01	PIPE, FUEL(B).....	1	1	1	1	1		
21	16630-MFJ-D00	T-JOINT, FUEL.....	1	1	1	1	1		
22	17201-MG9-000	JOINT A, VACUUM TUBE.....	1	-	1	1	1	-----	CH, ED, KO, SI
23	19126-KM1-010	JOINT, TUBE.....	1	-	1	1	1	-----	CH, ED, KO, SI
24	90021-MGZ-D02	BOLT, SHOULDER.....	4	4	4	4	4		
25	91301-MKP-T01	O-RING.....	2	2	2	2	2		
26	91301-PLC-000	O-RING, 7.47X3.6.....	2	2	2	2	2		
27	93500-04008-1H	SCREW, PAN, 4X8.....	2	2	2	2	2		
28	93892-05012-18	SCREW-WASHER, 5X12.....	2	2	2	2	2	-----	CH, IN, KO, MA, SI, U
29	93892-05014-18	SCREW-WASHER, 5X14.....	3	3	3	3	3		
30	95005-35045-20	TUBE, 3.5X45(95005-35001-20M)	2	-	2	2	2	-----	CH, ED, KO, SI
31	16410-MKP-D01	BODY SET.....	-	-	1	-	1	-----	ED

EOP-1

GASKET KIT A



MKP7X0100

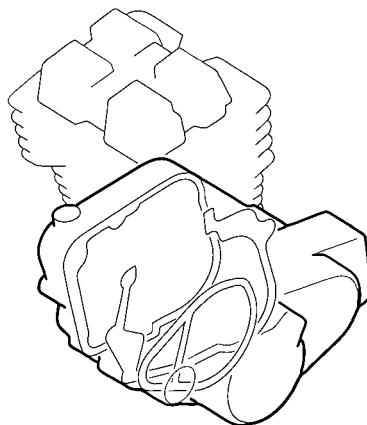
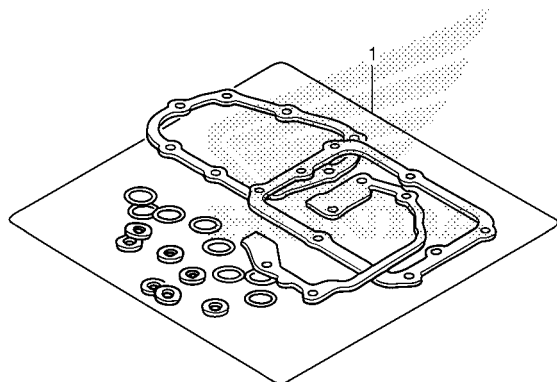
Ref. No.	L.O.N.	(Relative ref. Number) Description	F.R.T.
----------	--------	---------------------------------------	--------

NO INFORMATION

Ref. No.	Part No.	Description	Reqd. QTY					Serial No.	Parts catalogue code
			CB400 XA K	X K	XA K	XA L	XA M		
1	06111-MGZ-A00	GASKET KIT A.....	-	-	1	-	1	-----	ED,U
	12251-MGZ-J01	GASKET, CYLINDER HEAD.....	-	-	1	-	1	-----	ED,U
	12331-MGZ-J00	CAP, CYLINDER HEAD COVER.....	-	-	4	-	4	-----	ED,U
	12391-MGZ-J00	GASKET COMP., CYLINDER HEAD COVER	-	-	1	-	1	-----	ED,U
	18291-MN4-920	GASKET, EX. PIPE.....	-	-	2	-	2	-----	ED,U
	19305-MGZ-J01	RUBBER, THERMOSTAT.....	-	-	1	-	1	-----	ED,U
	90418-KYJ-900	WASHER, 12.2X17X1.5.....	-	-	2	-	2	-----	ED,U
	90543-MV9-670	RUBBER, MOUNTING.....	-	-	4	-	4	-----	ED,U

EOP-2

GASKET KIT B



MKP7X0200

Ref. L.O.N. (Relative ref. Number) F.R.T.
No. Description

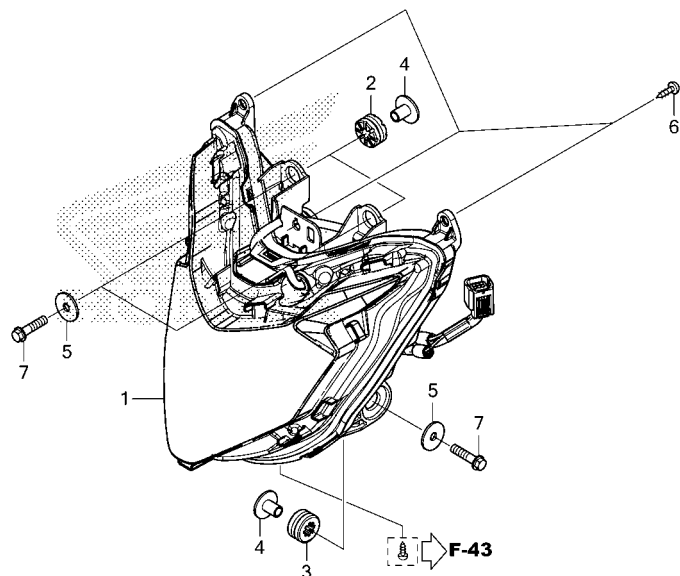
NO INFORMATION

Ref. No.	Part No.	Description	Reqd. QTY					Serial No.	Parts catalogue code
			CB400	X		CB500			
			XA	K	XA	XA	XA		
			K	K	K	L	M		
1	06112-MKP-D00	GASKET KIT B.....	-	-	1	-	1	-----	ED,U
	14560-MGZ-J01	GASKET, TENSIONER HOLE.....	-	-	1	-	1	-----	ED,U
	15154-MAT-000	PACKING, OIL STRAINER.....	-	-	1	-	1	-----	ED,U
	19226-MGZ-J00	GASKET, WATER PUMP BODY.....	-	-	1	-	1	-----	ED,U
	90442-028-000	WASHER, SEALING, 8MM.....	-	-	1	-	1	-----	ED,U
	90442-397-000	WASHER, SEALING, 6MM.....	-	-	1	-	1	-----	ED,U
	90463-MEE-000	-	-	2	-	2	-----	ED,U
	90463-ML7-000	WASHER, SEALING, 6.5MM.....	-	-	3	-	3	-----	ED,U
	91301-ML7-003	O-RING, 48.1X3.6(ARAI).....	-	-	1	-	1	-----	ED,U
	91302-MB0-013	O-RING, 32.95X2.62(ARAI).....	-	-	1	-	1	-----	ED,U
	91303-KF0-003	O-RING, 14.8X2.4(ARAI).....	-	-	1	-	1	-----	ED,U
	91304-MCP-900	O-RING, 23X2.4.....	-	-	1	-	1	-----	ED,U
	91305-KC1-850	O-RING, 16.5X2.5.....	-	-	1	-	1	-----	ED,U
	91305-MCJ-751	O-RING, 3.2X1.1.....	-	-	2	-	2	-----	ED,U
	91307-035-000	O-RING, 18X3.....	-	-	1	-	1	-----	ED,U
	91309-425-003	O-RING, 24.4X3.1(ARAI).....	-	-	1	-	1	-----	ED,U
	91313-MB0-003	O-RING, 14.7X2.2(ARAI).....	-	-	1	-	1	-----	ED,U
	91333-PNC-006	O-RING.....	-	-	1	-	1	-----	ED,U
	94109-12000	WASHER, DRAIN PLUG, 12MM.....	-	-	1	-	1	-----	ED,U



F-1

HEADLIGHT



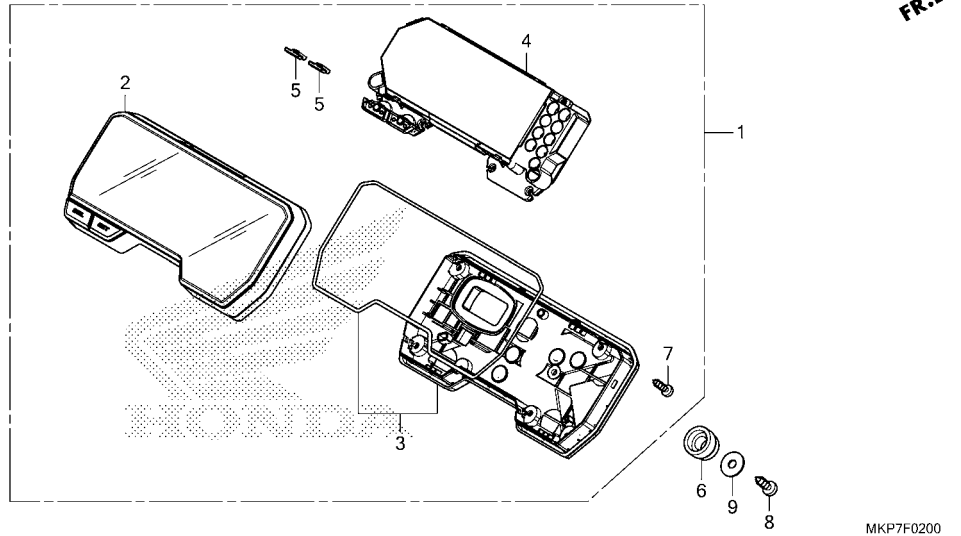
Ref. No.	L.O.N.	(Relative ref. Number) Description	F.R.T.
1	6161A7	HEADLIGHT UNIT	0.9

Ref. No.	Part No.	Description	Reqd. QTY					Serial No.	Parts catalogue code
			CB400		CB500				
			XA	X	XA	XA	XA		
			K	K	K	L	M		
1	33100-MJW-J82	HEADLIGHT ASSY.	1	1	1	1	1	----- ED,IN,KO,MA,SI,U	
	33100-MJW-H93	-	-	1	1	1	----- CH	
2	33705-KW7-900	RUBBER A, TAILLIGHT MOUNTING	2	2	2	2	2		
3	33706-KW7-900	RUBBER B, TAILLIGHT MOUNTING	2	2	2	2	2		
4	61104-KZZ-900	COLLAR	4	4	4	4	4		
5	77302-KW7-900	WASHER, HEADLIGHT BRACKET MOUNTING	4	4	4	4	4		
6	93903-24380	SCREW, TAPPING, 4X12	3	3	3	3	3		
7	96001-06025-07	BOLT, FLANGE, 6X25	4	4	4	4	4		

3

F-2

METER



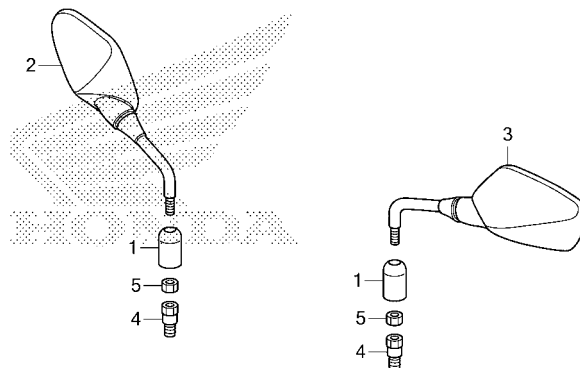
Ref. No.	L.O.N.	(Relative ref. Number) Description	F.R.T.
1	8121A1	METER ASSY., COMBINATION	0.6
2	8121B4	CASE, METER :UPPER	0.6
3	8121B5	CASE, METER :LOWER	0.6
4	8121A2	METER, COMBINATION	0.7

Ref. No.	Part No.	Description	Reqd. QTY					Serial No.	Parts catalogue code
			CB400 XA K	X K	XA K	XA L	XA M		
1	37100-MKP-S81	METER ASSY., COMBINATION (KPH/MPH)	1	-	-	-	-		
	37100-MKP-M91	-	1	-	-	-		
	37100-MKP-D81	-	-	1	1	-		
	37100-MKP-D82	-	-	-	-	1	----- CH, IN, MA, U	
	37100-MKP-DL2	-	-	-	-	1	----- ED, KO	
2	37110-MKP-D01	CASE ASSY., UPPER	1	-	1	1	1		
	37110-MKP-M11	-	1	-	-	-		
3	37120-MKP-D01	CASE ASSY., UNDER	1	1	1	1	-		
	37120-MKP-D02	-	-	-	-	1		
4	37130-MKP-S81	METER COMP., LCD	1	-	-	-	-		
	37130-MKP-M91	-	1	-	-	-		
	37130-MKP-D81	-	-	1	1	-		
	37130-MKP-DL1	-	-	-	-	1	----- CH, IN, MA, U	
	37130-MKP-DL1	-	-	-	-	1	----- ED, KO	
5	37205-MKN-D51	KEY, TOP	2	2	2	2	2		
6	37215-KZZ-900	RUBBER, METER SETTING	4	4	4	4	4		
7	37605-MKH-D01	SCREW, TAPPING, 3X14	7	7	7	7	7		
8	93913-25380	SCREW, TAPPING, 5X14(PO)	4	4	4	4	4		
9	94103-05700	WASHER, PLAIN, 5MM	4	4	4	4	4		



F-3

MIRROR



←FR.

MKP7F0300

Ref. No. L.O.N. (Relative ref. Number) Description F.R.T.

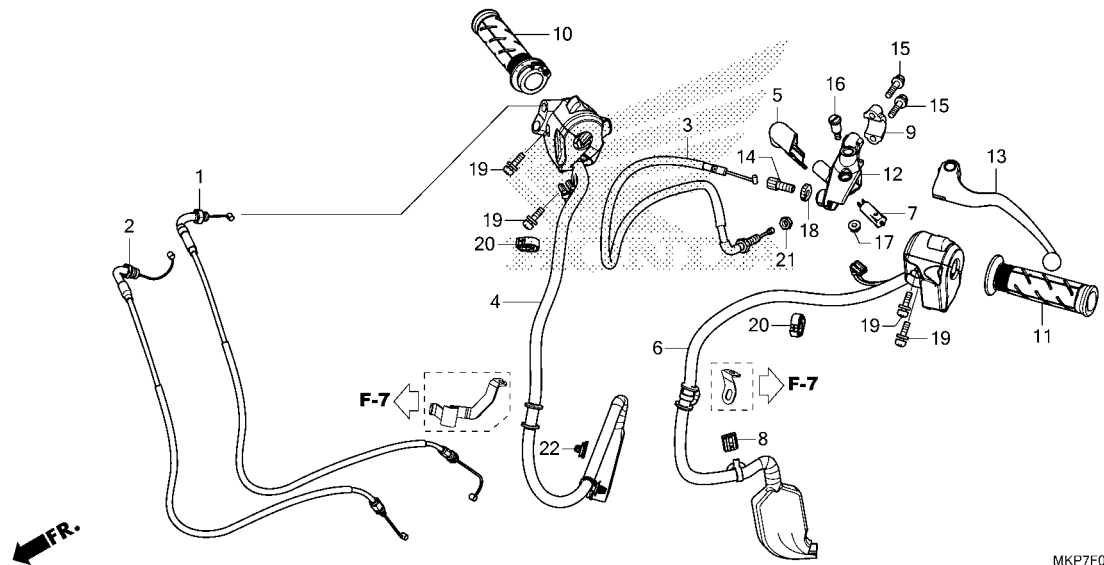
NO INFORMATION

Ref. No.	Part No.	Description	Reqd. QTY					Serial No.	Parts catalogue code
			CB400	CB500					
			XA	X	XA	XA	XA		
			K	K	K	L	M		
1	88130-MJE-D40	COVER, LOCK NUT.....	2	2	2	2	2		
2	88210-MJE-D40	MIRROR COMP., R. BACK.....	1	1	1	1	1	-----	ED, IN, KO, MA, SI, U
	88210-MJE-HF0	-	-	1	1	1	-----	CH
3	88220-MJE-D40	MIRROR COMP., L. BACK.....	1	1	1	1	1	-----	ED, IN, KO, MA, SI, U
	88220-MJE-HF0	-	-	1	1	1	-----	CH
4	90104-MJE-D40	BOLT, ADAPTER, 10MM.....	2	2	2	2	2		
5	90310-MJE-D40	NUT, HEX., 10MM (LEFT HAND THREAD)	2	2	2	2	2		

3

F-4

HANDLE LEVER/SWITCH/CABLE



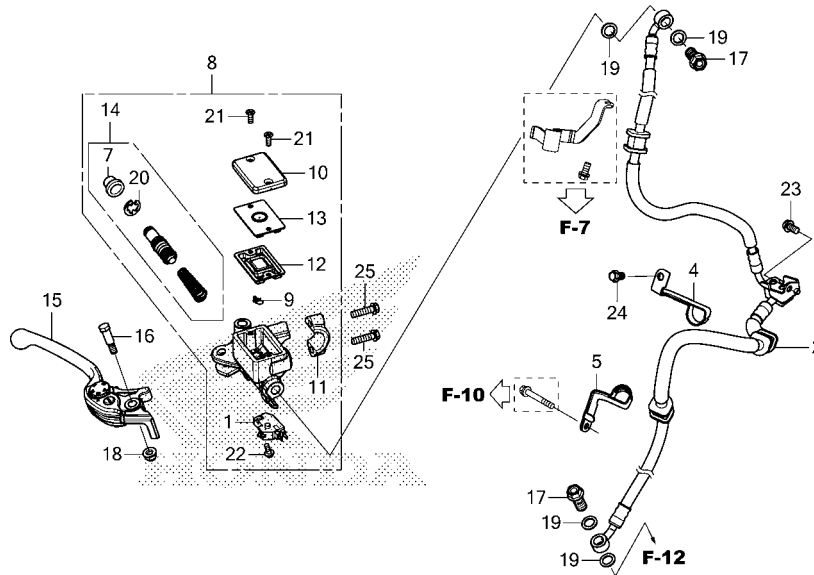
Ref. No.	L.O.N.	(Relative ref. Number) Description	F.R.T.
1		(2)	
1	811100	CABLE, THROTTLE	0.9
		.NOTE: Same time for two units	
3	811115	CABLE, CLUTCH	0.9
4	615120	SWITCH, STARTER KILL	0.9
6	615118	SWITCH, WINKER	0.5
7	6151A9	SWITCH, CLUTCH	0.2
10	810150	GRIP, THROTTLE	0.7
11	8101C0	GRIP, HANDLE :LEFT	0.1
12	8101C8	BRACKET, HANDLE LEVER :LEFT ..	0.2
13	8101C6	LEVER, HANDLE :LEFT	0.1
	8101F5	LEVER, HANDLE :BOTH	0.2

Ref. No.	Part No.	Description	Reqd. QTY					Serial No.	Parts catalogue code
			CB400	X		CB500			
			XA	K	XA	XA	XA		
			K	K	K	L	M		
1	17910-MGZ-J81	CABLE COMP. A, THROTTLE	1	1	1	1	1		
2	17920-MGZ-J81	CABLE COMP. B, THROTTLE	1	1	1	1	1		
3	22870-MKP-J81	CABLE COMP., CLUTCH	1	1	1	1	1		
4	35130-MKP-D81	SWITCH ASSY., ENGINE STOP	1	1	1	1	1	----- ED, IN, KO, MA, SI, U	
	35130-MKP-H81	-	-	1	1	1	----- CH	
5	35152-MGZ-J00	COVER, CLUTCH SWITCH	1	1	1	1	1		
6	35200-MKP-K81	SWITCH ASSY., WINKER	1	-	-	-	-		
	35200-MKP-D81	-	1	1	1	1	----- ED, IN, KO, MA, U	
	35200-MKP-H81	-	-	1	1	1	----- CH	
7	35330-KYJ-901	SWITCH COMP., FR. LEVER	1	1	1	1	1		
8	91554-SM4-003	HOLDER, BRACKET(RED)	1	1	1	1	1		
9	45517-166-006	HOLDER, MASTER CYLINDER	1	1	1	1	1		
10	53140-MGS-D30	GRIP COMP., THROTTLE	1	1	1	1	1		
11	53150-MGS-D30	GRIP, L. HANDLE	1	1	1	1	1		
12	53172-KYJ-900	BRACKET, HANDLE LEVER	1	1	1	1	1		
13	53178-MKP-J00	LEVER COMP., L. HANDLE	1	1	1	1	1		
14	53192-268-000	BOLT, WIRE ADJUSTING	1	1	1	1	1		
15	90013-GHB-660	BOLT, FLANGE, 6X22	2	2	2	2	2		
16	90113-438-000	BOLT, L. STEERING HANDLE LEVER PIVOT	1	1	1	1	1		
17	90301-KGH-901	NUT, U, 6MM(FUJI SEIMITSU)	1	1	1	1	1		
18	90321-315-670	NUT, FIXING	1	1	1	1	1		
19	90507-MGZ-J00	SCREW-WASHER, 5X20	4	4	4	4	4		
20	90690-MEF-800	CLAMP, HARNESS	2	2	2	2	2		
21	94002-08070-0S	NUT, HEX., 8MM	1	1	1	1	1		
22	91580-SM4-003	CLIP, COUPLER(ORANGE)	1	1	1	1	1		



F-5

FRONT BRAKE MASTER CYLINDER(CB500X)



Ref. No.	L.O.N.	(Relative ref. Number) Description	F.R.T.
1	6151B2	SWITCH, FRONT STOP	0.2
2	7121A0	HOSE, FRONT BRAKE	0.4
8	712105	CYLINDER, FRONT BRAKE MASTER .INCLUDES: Bleed brakes	0.4
12	7121G6	DIAPHRAGM, FRONT BRAKE MASTER CYLINDER	0.1
14	7121G9	PISTON SET, FRONT BRAKE MASTER .INCLUDES: Bleed brakes	0.4
15	8101C7	LEVER, HANDLE :RIGHT	0.1
	8101F5	LEVER, HANDLE :BOTH	0.2

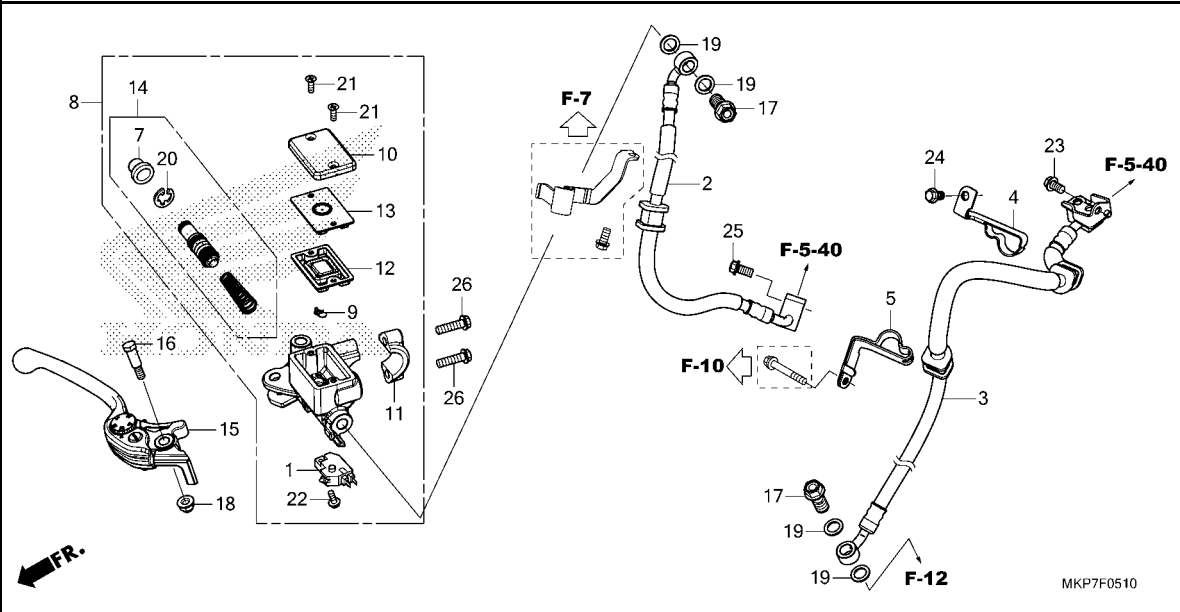
MKP7F0500

Ref. No.	Part No.	Description	Reqd. QTY					Serial No.	Parts catalogue code
			CB400 XA K	X K	XA K	XA L	XA M		
1	35340-MGS-D31	SWITCH ASSY., FR. STOP	-	1	-	-	-		
2	45125-MKP-J91	HOSE COMP., FR. BRAKE	-	1	-	-	-		
4	45155-MKP-J90	CLAMPER A, FR. BRAKE HOSE	-	1	-	-	-		
5	45156-MKP-J90	CLAMPER B, FR. BRAKE HOSE	-	1	-	-	-		
7	45504-410-003	BOOT COMP.	-	1	-	-	-		
8	45510-MGZ-D02	CYLINDER SUB ASSY., FR. BRAKE MASTER(NISSIN)	-	1	-	-	-		
9	45512-MA6-006	PROTECTOR	-	1	-	-	-		
10	45513-KK1-771	CAP, MASTER CYLINDER	-	1	-	-	-		
11	45517-166-006	HOLDER, MASTER CYLINDER	-	1	-	-	-		
12	45520-GE2-006	DIAPHRAGM	-	1	-	-	-		
13	45521-K21-901	PLATE, DIAPHRAGM	-	1	-	-	-		
14	45530-471-831	CYLINDER SET, MASTER	-	1	-	-	-		
15	53170-MJW-J01	LEVER ASSY., R. HANDLE	-	1	-	-	-		
16	90114-166-006	BOLT, HANDLE LEVER PIVOT	-	1	-	-	-		
17	90145-MS9-612	BOLT, OIL, 10X22(SAGA)	-	2	-	-	-		
18	90202-KCW-870	NUT, CAP, 6MM	-	1	-	-	-		
19	90545-300-000	WASHER, OIL BOLT	-	4	-	-	-		
20	90651-MA5-671	CIRCLIP	-	1	-	-	-		
21	93600-04012-16	SCREW, FLAT, 4X12	-	2	-	-	-		
22	93893-04012-17	SCREW-WASHER, 4X12	-	1	-	-	-		
23	95701-06010-07	BOLT, FLANGE, 6X10	-	1	-	-	-		
24	90013-GHB-600	BOLT, FLANGE, 6X10	-	1	-	-	-		
25	90013-GHB-660	BOLT, FLANGE, 6X22	-	2	-	-	-		

3

F-5-10

FRONT BRAKE MASTER CYLINDER(CB400XA/CB500XA)



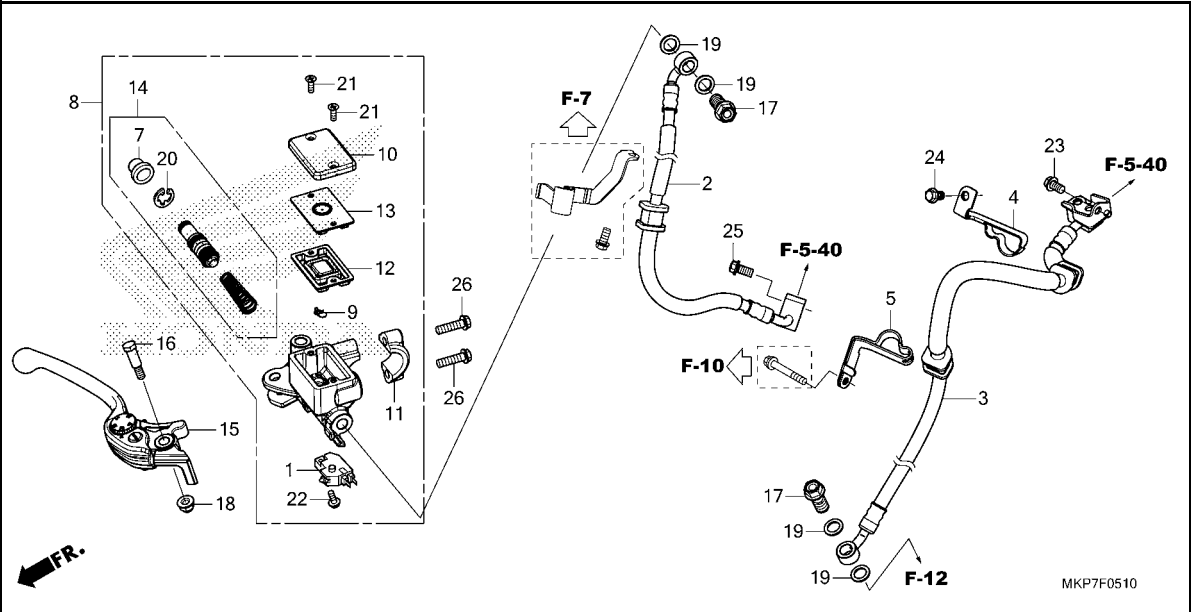
Ref. No.	L.O.N.	(Relative ref. Number) Description	F.R.T.
1	6151B2	SWITCH, FRONT STOP	0.2
2	712127	HOSE A, FRONT BRAKE	1.1
3	712128	HOSE B, FRONT BRAKE	0.8
8	712105	CYLINDER, FRONT BRAKE MASTER	0.4
12	7121G6	DIAPHRAGM, FRONT BRAKE MASTER CYLINDER	0.1
14	7121G9	PISTON SET, FRONT BRAKE MASTER	0.4
15	8101C7	LEVER, HANDLE :RIGHT	0.1
	8101F5	LEVER, HANDLE :BOTH	0.2

Ref. No.	Part No.	Description	Reqd. QTY					Serial No.	Parts catalogue code
			CB400 XA	X	CB500 XA	XA	XA		
			K	K	K	L	M		
1	35340-MGS-D31	SWITCH ASSY., FR. STOP	1	-	1	1	1		
2	45125-MKP-J81	HOSE COMP. A, FR. BRAKE	1	-	1	1	1	----- ED, IN, KO, MA, SI, U	
	45125-MKP-H82	-	-	1	1	1	----- CH	
3	45126-MKP-J81	HOSE COMP. B, FR. BRAKE	1	-	1	1	1	----- ED, IN, KO, MA, SI, U	
	45126-MKP-H82	-	-	1	1	1	----- CH	
4	45155-MGZ-J10	CLAMPER A, FR. BRAKE HOSE	1	-	1	1	1		
5	45156-MKP-J80	CLAMPER B, FR. BRAKE HOSE	1	-	1	1	1		
7	45504-410-003	BOOT COMP.	1	-	1	1	1		
8	45510-MGZ-D02	CYLINDER SUB ASSY., FR. BRAKE MASTER(NISSIN)	1	-	1	1	1		
9	45512-MA6-006	PROTECTOR	1	-	1	1	1		
10	45513-KK1-771	CAP, MASTER CYLINDER	1	-	1	1	1		
11	45517-166-006	HOLDER, MASTER CYLINDER	1	-	1	1	1		
12	45520-GE2-006	DIAPHRAGM	1	-	1	1	1		
13	45521-K21-901	PLATE, DIAPHRAGM	1	-	1	1	1		
14	45530-471-831	CYLINDER SET, MASTER	1	-	1	1	1		
15	53170-MJW-J01	LEVER ASSY., R. HANDLE	1	-	1	1	1		
16	90114-166-006	BOLT, HANDLE LEVER PIVOT	1	-	1	1	1		
17	90145-MS9-612	BOLT, OIL, 10X22(SAGA)	2	-	2	2	2		
18	90202-KCW-870	NUT, CAP, 6MM	1	-	1	1	1		
19	90545-300-000	WASHER, OIL BOLT	4	-	4	4	4		
20	90651-MA5-671	CIRCLIP	1	-	1	1	1		
21	93600-04012-16	SCREW, FLAT, 4X12	2	-	2	2	2		
22	93893-04012-17	SCREW-WASHER, 4X12	1	-	1	1	1		
23	95701-06010-07	BOLT, FLANGE, 6X10	1	-	1	1	1		



F-5-10

FRONT BRAKE MASTER CYLINDER(CB400XA/CB500XA)



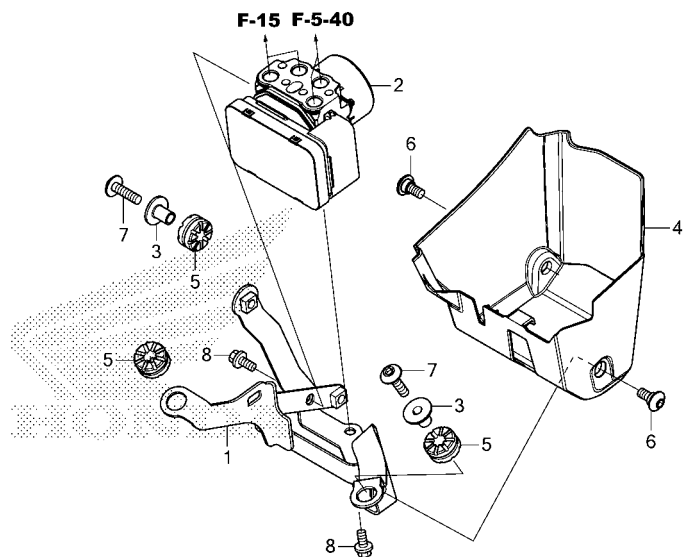
Ref. No.	Part No.	Description	Reqd. QTY					Serial No.	Parts catalogue code
			CB400 XA	X	XA	XA	XA		

24	90013-GHB-600	BOLT, FLANGE, 6X10	1	-	1	1	1		
25	90013-GHB-610	BOLT, FLANGE, 6X12	1	-	1	1	1		
26	90013-GHB-660	BOLT, FLANGE, 6X22	2	-	2	2	2		

3

F-5-20

ABS MODULATOR



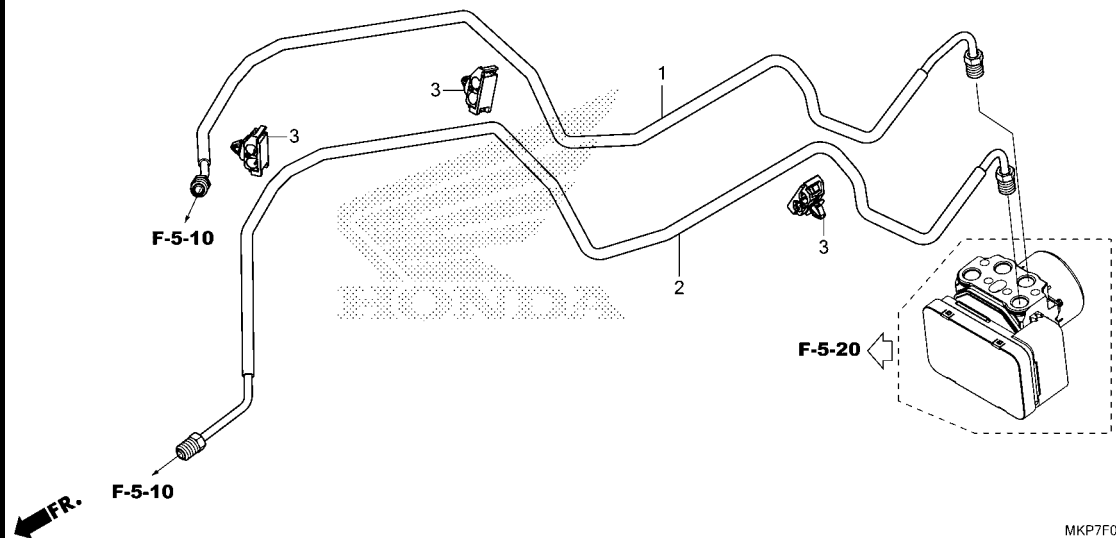
Ref. No.	L.O.N.	(Relative ref. Number) Description	F.R.T.
1	7111J8	BRACKET, ABS MODULATOR	1.8
2	7111H1	MODULATOR, ABS	2.4
		.INCLUDES: Bleed brakes	
4	7111M9	COVER, ABS MODULATOR	0.1

Ref. No.	Part No.	Description	Reqd. QTY					Serial No.	Parts catalogue code		
			CB400	X		CB500				XA	
			XA	K	K	XA	XA	L	M		
1	50345-MKP-J80	STAY COMP., ABS MODULATOR	1	-	-	1	1	1	1		
2	57110-MKP-J81	MODULATOR ASSY.	1	-	-	1	1	1	1		
3	61102-KTY-D30	COLLAR, RADIATOR MOUNTING	2	-	-	2	2	2	2		
4	61410-MKP-J80	COVER, ABS MODULATOR	1	-	-	1	1	1	1		
5	77208-KW7-900	RUBBER B, SEAT MOUNTING	3	-	-	3	3	3	3		
6	90115-MGZ-J00	SCREW, SPECIAL, 6X14	2	-	-	2	2	2	2		
7	90130-KYJ-900	SCREW, PAN, 6X22	2	-	-	2	2	2	2		
8	96001-06012-00	BOLT, FLANGE, 6X12	2	-	-	2	2	2	2		



F-5-40

BRAKE PIPE



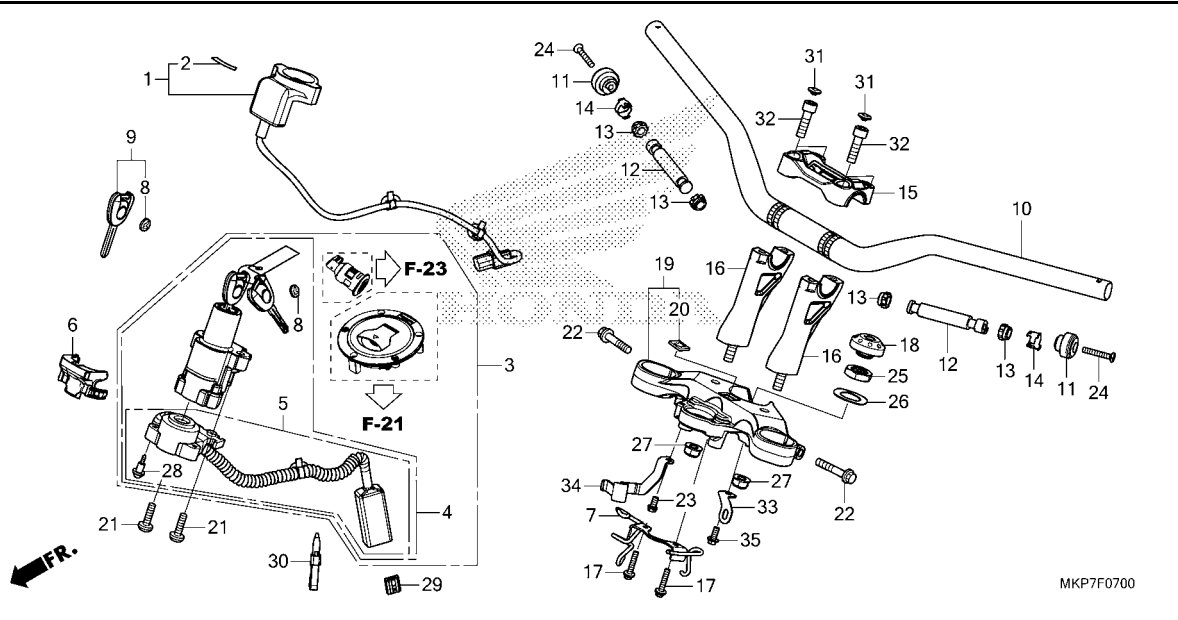
Ref. No.	L.O.N.	(Relative ref. Number) Description	F.R.T.
1	7121C7	PIPE A, FRONT BRAKEINCLUDES: Bleed brakes	2.3
2	7121C8	PIPE B, FRONT BRAKEINCLUDES: Bleed brakes	2.4

Ref. No.	Part No.	Description	Reqd. QTY					Serial No.	Parts catalogue code
			CB400		CB500				
			XA	X	XA	XA	XA		
			K	K	K	L	M		
1	45131-MKP-J00	PIPE COMP. A, FR. BRAKE.....	1	-	1	1	1		
2	45132-MKP-J00	PIPE COMP. B, FR. BRAKE.....	1	-	1	1	1		
3	46392-TF0-003	CLIP, BRAKE PIPE.....	3	-	3	3	3		

3

F-7

HANDLE PIPE/TOP BRIDGE



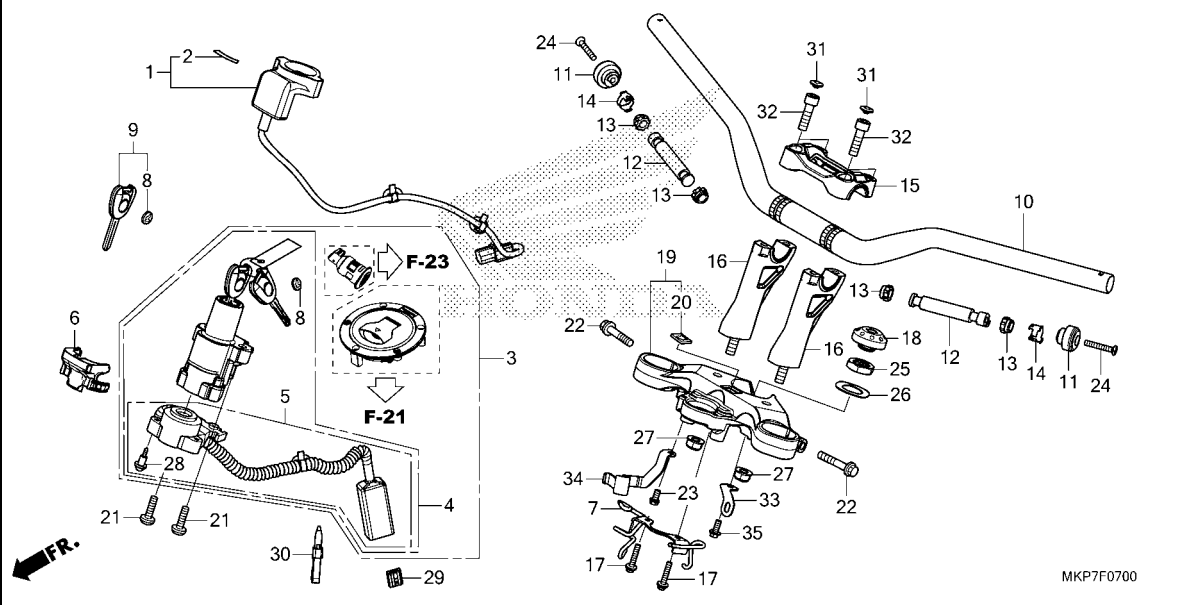
Ref. No.	L.O.N.	(Relative ref. Number) Description	F.R.T.
1	6141A2	RECEIVER UNIT, IMMOBILIZER ...	0.9
3	6151A1	KEY SET	1.4
4	615145	SWITCH, COMBINATION & LOCKINCLUDES: HISS memorization	1.3
5	6151C2	BASE, CONTACT	0.9
10	810100	PIPE, STEERING HANDLE	0.5
12	8101D6	WEIGHT B, HANDLE :LEFT	0.2
	8101D7	WEIGHT B, HANDLE :RIGHT	0.7
	8101D8	WEIGHT B, HANDLE :BOTH	0.9
16	8101B9	HOLDER, HANDLE :LOWER	1.0
19	510110	BRIDGE, FORK TOP	1.2

Ref. No.	Part No.	Description	Reqd. QTY						Serial No.	Parts catalogue code
			CB400		CB500		XA			
			XA	X	XA	XA	L	XA		
1	30430-MJW-S82	RECEIVER UNIT	1	-	-	-	-	-	----- KK000001	
	30430-MJW-S83	1	-	-	-	-	-	KK000002	-----
	30430-MJW-M01	-	1	1	-	1	-	-----	MA
	30430-MJW-J01	-	-	1	1	1	-	-----	CH,KO,U
	30430-MJW-325	-	-	1	-	1	-	-----	ED
	30430-MJW-N11	-	-	1	-	1	-	-----	IN
2	30432-MBW-E02	MARK, RECEIVER(HONDA LOCK) ...	1	1	1	1	1	1		
3	35010-MJW-D92	KEY SET	1	1	1	1	1	-		
	35010-MJW-D93	-	-	-	-	-	1		
4	35100-MJW-D12	SWITCH ASSY., COMBINATION & LOCK	1	1	1	1	1	1		
5	35101-MJW-D11	BASE COMP., CONTACT	1	1	1	1	1	1		
6	35105-MFJ-D01	GUIDE, CORD	1	1	1	1	1	1		
7	35106-MKP-J80	GUIDE COMP., CABLE	1	1	1	1	1	1		
8	35113-MJE-D00	EMBLEM, KEY	4	4	4	4	4	4		
			(2)	(2)	(2)	(2)	(2)	(2)		
9	35121-MJE-D02	KEY, BLANK	(1)	(1)	(1)	(1)	(1)	(1)		
10	53100-MKP-J80ZA	PIPE, STEERING HANDLE *NH303M*								
		MAT AXIS GRAY METALLIC	1	1	1	1	1	1		
11	53104-MJE-D40	WEIGHT, STEERING HANDLE	2	2	2	2	2	2		
12	53105-MGZ-J80	WEIGHT B, STEERING HANDLE	2	2	2	2	2	2		
13	53106-KR3-770	RUBBER A, HANDLE WEIGHT	4	4	4	4	4	4		
14	53108-KR3-770	RING, HANDLE WEIGHT SNAP	2	2	2	2	2	2		
15	53131-MKP-J40ZA	HOLDER, HANDLE UPPER *NH303M*								
		MAT AXIS GRAY METALLIC	1	1	1	1	1	1		



F-7

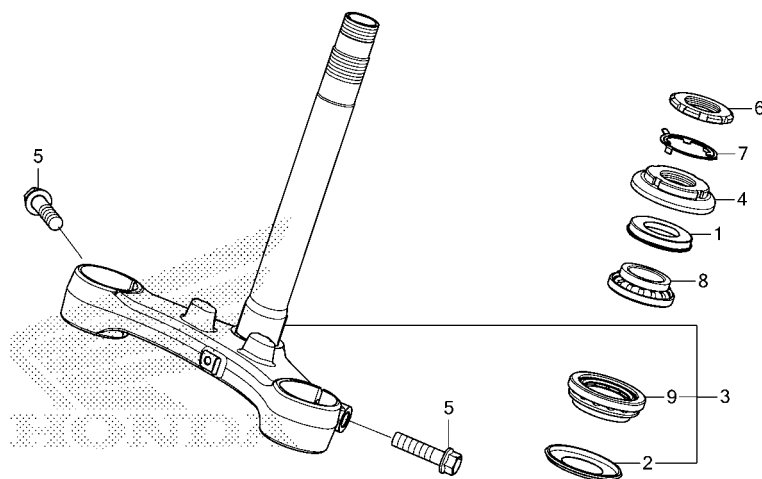
HANDLE PIPE/TOP BRIDGE



Ref. No.	Part No.	Description	Reqd. QTY					Serial No.	Parts catalogue code
			CB400	X		CB500			
			XA	K	XA	XA	XA		
16	53132-MKP-J80ZA	HOLDER, HANDLE UNDER *NH303M*							
17	53192-MFL-000	SCREW-WASHER, 5X25	2	2	2	2	2	2	
18	53232-MJW-J00	CAP, STEERING NUT	1	1	1	1	1	1	
19	53300-MKP-J80	BRIDGE COMP., FORK TOP	1	1	1	1	1	1	
20	86150-KPG-901	EMBLEM, PRODUCT(MARUI)	1	1	1	1	1	1	
21	90107-MBG-000	BOLT, ONE-WAY, 8MM	2	2	2	2	2	2	
22	90107-MGE-000	BOLT, FLANGE, 8X40	2	2	2	2	2	2	
23	90117-KZZ-J80	BOLT, FLANGE, 6X14	1	1	1	1	1	1	
24	90191-MJE-D40	SCREW, OVAL, 6X40	2	2	2	2	2	2	
25	90304-KGA-900	NUT, STEERING STEM	1	1	1	1	1	1	
26	90503-KGA-900	WASHER, STEERING STEM	1	1	1	1	1	1	
27	90304-GE8-003	NUT, U, 10MM(FUSE RASHI)	2	2	2	2	2	2	
28	91059-KY2-711	SCREW, TAPPING, 3X16	3	3	3	3	3	3	
29	91554-SM4-003	HOLDER, BRACKET(RED)	1	1	1	1	1	1	
30	90652-KT1-771	BAND, WIRE(BLACK)	1	1	1	1	1	1	
31	91456-371-770	CAP, SOCKET BOLT	4	4	4	4	4	4	
32	96600-08028-08	BOLT, SOCKET, 8X28	4	4	4	4	4	4	
33	35910-MKP-J80	STAY, CLIP	1	1	1	1	1	1	
34	45157-MKP-J80	CLAMPER C, FR. BRAKE	1	1	1	1	1	1	
35	90017-GHB-620	BOLT, FLANGE, 6X14(NSHF)	1	1	1	1	1	1	

F-9

STEERING STEM



← IFR.

MKP7F0900

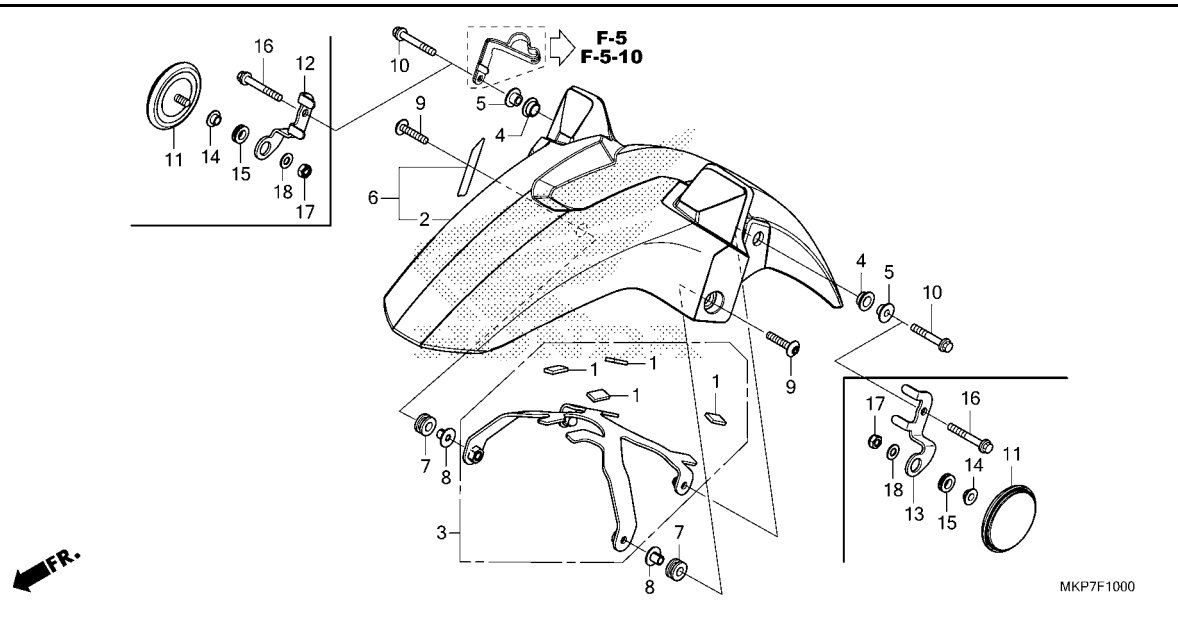
Ref. No.	L.O.N.	(Relative ref. Number) Description	F.R.T.
3	510100	STEM OR SHAFT ASSY., STEERING	1.5
4		(1)	
	5101B2	THREAD, STEERING HEAD TOP	1.3
8	5101B6	BEARING, HEAD PIPE :UPPER	1.5
9		(2)	
	5101B7	BEARING, HEAD PIPE :LOWER	1.7
	5101C7	BEARING, HEAD PIPE :BOTH	1.7

Ref. No.	Part No.	Description	Reqd. QTY					Serial No.	Parts catalogue code
			CB400 XA K	X K	XA K	XA L	XA M		
1	53213-MB4-771	DUST SEAL, STEERING UPPER (ARAI)	1	1	1	1	1		
2	53214-371-010	DUST SEAL, STEERING HEAD.....	1	1	1	1	1		
3	53219-MKP-J80	STEM SUB ASSY., STEERING.....	1	1	1	1	1		
4	53220-K87-A00	THREAD COMP., STEERING HEAD TOP	1	1	1	1	1		
5	90102-MFG-D00	BOLT, FLANGE, 10X40.....	2	-	-	-	-		
	90104-MGZ-J00	-	2	2	2	2		
6	90302-425-830	THREAD B, STEERING HEAD TOP..	1	1	1	1	1		
7	90506-425-830	WASHER, LOCK.....	1	1	1	1	1		
8	91015-KT8-005	BEARING, HEAD PIPE UPPER(KOYO)	1	1	1	1	1		
9	91016-KT8-005	BEARING, HEAD PIPE UNDER(KOYO)	1	1	1	1	1		

3

F-10

FRONT FENDER



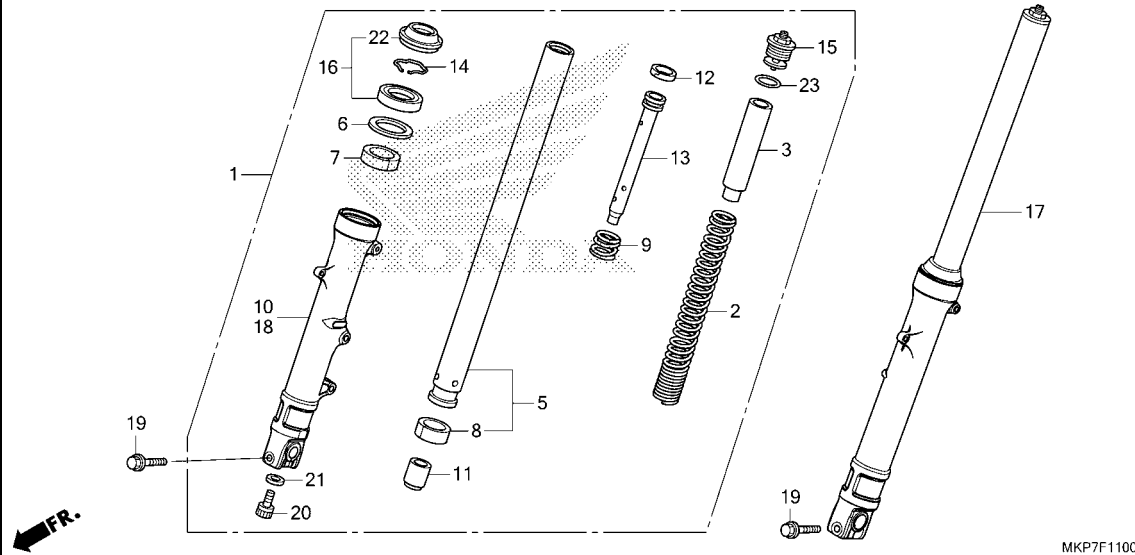
Ref. No.	L.O.N.	(Relative ref. Number) Description	F.R.T.
----------	--------	------------------------------------	--------

2	4131B7	(6) FENDER, FRONT	0.2
---	--------	-------------------------	-----

Ref. No.	Part No.	Description	Reqd. QTY						Serial No.	Parts catalogue code
			CB400	X	XA	XA	XA	XA		
			XA	X	XA	XA	XA			
			K	K	K	L	M			
1	50383-KZZ-900	RUBBER, BATTERY(10X20X3).....	4	4	4	4	4			
2	61101-MKP-J80ZA	FENDER, FR. *NH436M*	-	1	-	-	-			
3	61102-MKP-J80	BRACE, FR. FENDER.....	1	1	1	1	1			
4	61103-KPF-910	RUBBER, FR. FENDER MOUNTING..	2	2	2	2	2			
5	61105-KPF-910	COLLAR, FR. FENDER MOUNTING..	2	2	2	2	2			
6	61110-MKP-K80ZA	FENDER SET, FR.(WL) *TYPE1*.....	1	-	-	-	-			
	61110-MKP-J80ZA	*TYPE1*.....	-	-	1	1	1			
7	80101-165-000	RUBBER, RR. FENDER CUSHION... (FOR FR.)	2	2	2	2	2			
8	38117-MGZ-J00	COLLAR, HORN SETTING.....	2	2	2	2	2			
9	90130-MGZ-J00	SCREW, PAN, 6X30.....	2	2	2	2	2			
10	90131-MKP-T80	BOLT, FLANGE, 6X37.....	2	-	2	2	2	----- IN, KO, SI		
11	33741-KTG-U01	REFLECTOR, FR. REFLEX(AMBER)..	-	2	2	-	2	----- ED, MA, U		
	33741-KSH-901	-	-	2	-	-	----- CH		
	33741-KSH-902	-	-	-	2	2	----- CH		
12	60114-MKP-J80	STAY, R. FR. SIDE REFLECTOR..	-	1	1	1	1	----- CH, ED, MA, U		
13	60115-MKP-J80	STAY, L. FR. SIDE REFLECTOR..	-	1	1	1	1	----- CH, ED, MA, U		
14	77103-MEE-000	COLLAR, SEAT SETTING.....	-	2	2	2	2	----- CH, ED, MA, U		
15	80123-MER-D00	RUBBER, RR. COWL MOUNTING... (FOR FR.)	-	2	2	2	2	----- CH, ED, MA, U		
16	90013-GHB-710	BOLT, FLANGE, 6X40.....	-	2	2	2	2	----- CH, ED, MA, U		
17	90301-782-000	NUT, U, 6MM.....	-	2	2	2	2	----- CH, ED, MA, U		
18	94101-06700	WASHER, PLAIN, 6MM.....	-	2	2	2	2	----- CH, ED, MA, U		

F-11

FRONT FORK



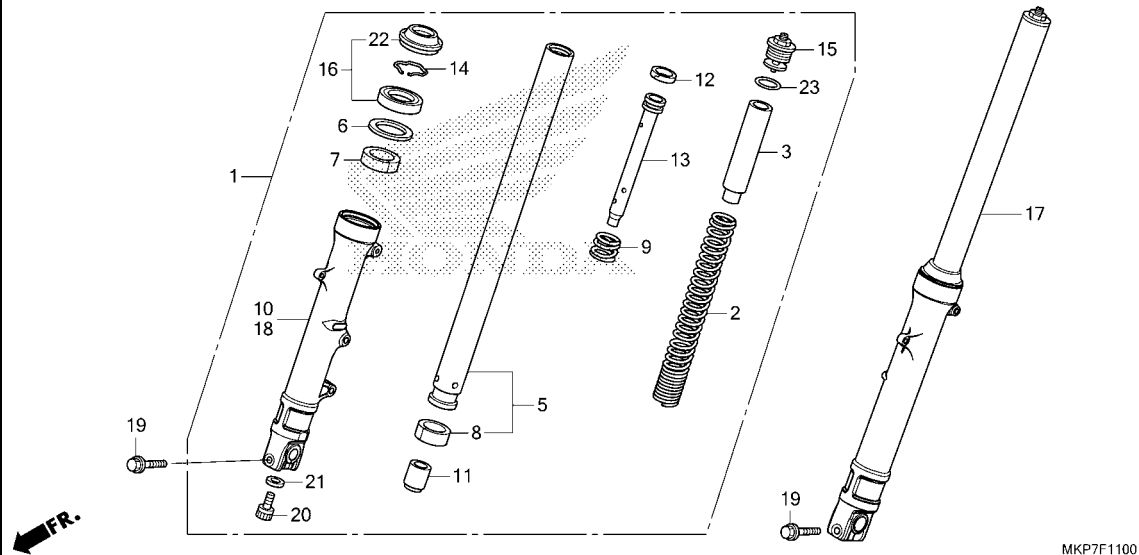
Ref. No.	L.O.N.	(Relative ref. Number) Description	F.R.T.
1	5111C3	FORK ASSY., FRONT :RIGHT	0.5
2	5111C5	SPRING, FRONT FORK :LEFT	0.7
	5111C6	SPRING, FRONT FORK :RIGHT	0.7
	5111C7	SPRING, FRONT FORK :BOTH	1.1
5		(7,8,9,11,12,13)	
	5111G2	PIPE, FRONT FORK :LEFT	0.9
	5111G3	PIPE, FRONT FORK :RIGHT	0.9
	5111G4	PIPE, FRONT FORK :BOTH	1.5
10	5111D2	CASE, BOTTOM :RIGHT	0.9
16	5111E7	SEAL SET, FRONT FORK :LEFT	0.8
	5111E8	SEAL SET, FRONT FORK :RIGHT	0.8
	5111E9	SEAL SET, FRONT FORK :BOTH	1.3
17	5111C2	FORK ASSY., FRONT :LEFT	0.5
	5111C4	FORK ASSY., FRONT :BOTH	0.7
18	5111D1	CASE, BOTTOM :LEFT	0.9
	5111D3	CASE, BOTTOM :BOTH	1.5

Ref. No.	Part No.	Description	Reqd. QTY					Serial No.	Parts catalogue code
			CB400	X	XA	XA	XA		
			XA	K	K	L	M		
1	51400-MKP-K81	FORK ASSY., R. FR.(SHOWA)	1	-	-	-	-		
	51400-MKP-J81	-	1	1	1	1	----- CH, ED, KO, MA, U	
	51400-MKP-307	-	-	1	-	1	----- IN	
2	51401-MKP-K81	SPRING, FR. FORK	2	-	-	-	-		
	51401-MKP-J81	-	2	2	2	2		
3	51402-MGZ-J01	COLLAR, SPRING	2	2	2	2	2		
5	51410-MKP-J81	PIPE COMP., FR. FORK	2	2	2	2	2		
6	51412-MB4-003	RING, BACK UP(SHOWA)	2	2	2	2	2		
7	51414-MFJ-A51	BUSH, GUIDE	2	2	2	2	2		
8	51415-MFJ-A51	BUSH, SLIDER	2	2	2	2	2		
9	51416-KF0-003	SPRING, FR. REBOUND(SHOWA)	2	2	2	2	2		
10	51420-MKP-J81	CASE, R. BOTTOM	1	1	1	1	1	----- CH, ED, KO, MA, SI, U	
	51420-MKP-307	-	-	1	-	1	----- IN	
11	51432-MV9-003	PIECE, OIL LOCK(SHOWA)	2	2	2	2	2		
12	51437-KV3-701	RING, PISTON	2	2	2	2	2		
13	51440-MKP-K81	PIPE, SEAT	2	-	-	-	-		
	51440-MKP-J81	-	2	2	2	2		
14	51447-KA4-711	RING, OIL SEAL STOPPER(SHOWA)	2	2	2	2	2		
15	51450-MR8-003	BOLT ASSY., FR. FORK	2	2	2	2	2		
16	51490-MKL-D81	SEAL SET, FR. FORK	2	2	2	2	2		
17	51500-MKP-K81	FORK ASSY., L. FR.(SHOWA)	1	-	-	-	-		
	51500-MKP-J81	-	1	1	1	1	----- CH, ED, KO, MA, U	
	51500-MKP-307	-	-	1	-	1	----- IN	
18	51520-MKP-J81	CASE, L. BOTTOM	1	1	1	1	1	----- CH, ED, KO, MA, SI, U	
	51520-MKP-307	-	-	1	-	1	----- IN	
19	90109-MR7-000	BOLT, FLANGE, 8X45	2	2	2	2	2		



F-11

FRONT FORK

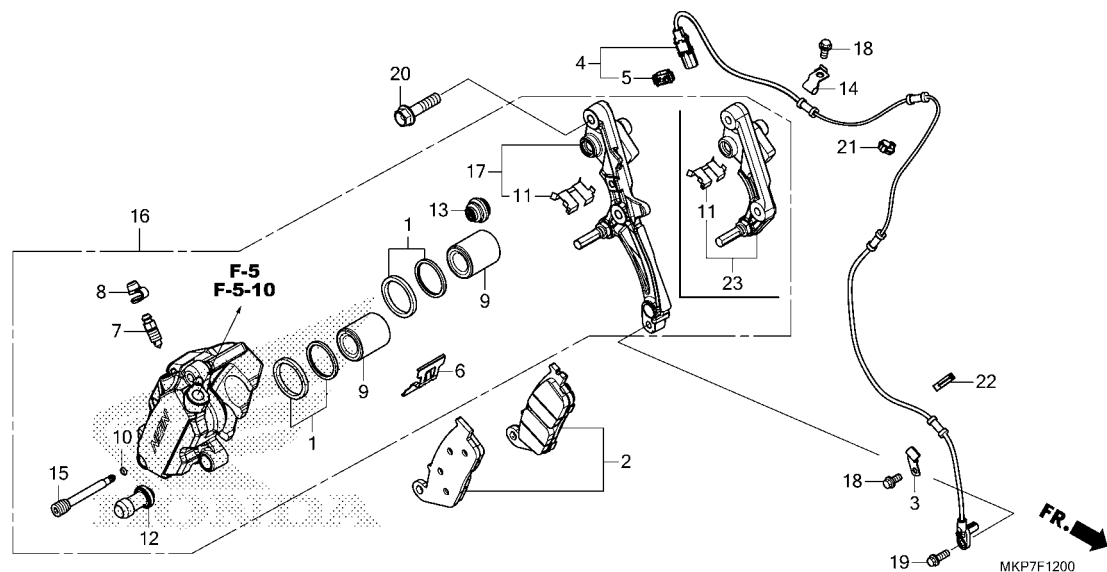


Ref. No.	Part No.	Description	Reqd. QTY					Serial No.	Parts catalogue code
			CB400	CB500		XA	XA		
			XA	X	XA	XA	XA		
			K	K	K	L	M		
20	90116-KV3-701	BOLT, SOCKET, 8MM(SHOWA).....	2	2	2	2	2		
21	90544-283-000	WASHER, SPECIAL, 8MM(SHOWA)...	2	2	2	2	2		
22	91251-MKL-D81	SEAL, DUST(SHOWA).....	2	2	2	2	2		
23	91356-KF0-003	O-RING, 33.2X2.4.....	2	2	2	2	2		

3

F-12

FRONT BRAKE CALIPER

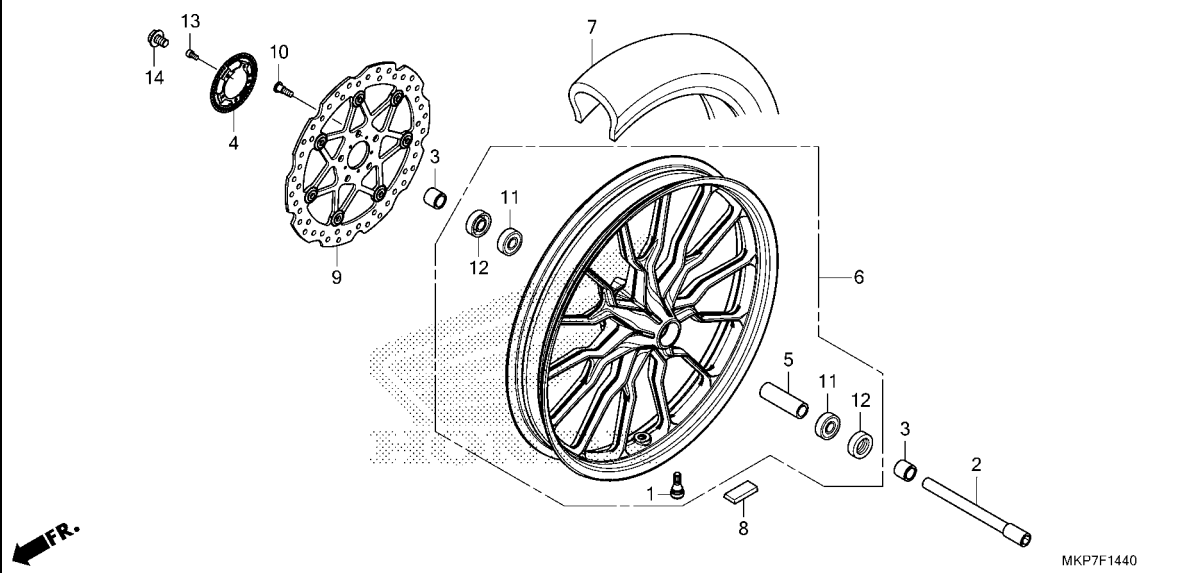


Ref. No.	L.O.N.	(Relative ref. Number) Description	F.R.T.
2	711115	SHOE(PAD) SET, BRAKE :FRONT ..	0.1
4	617196	SENSOR, WHEEL SPEED :FRONT ...	0.5
9		(1)	
	7111D1	PISTON, FRONT BRAKE CALIPER ..	0.5
		.INCLUDES: Bleed brakes	
		.NOTE: Same time for two units	
16	711130	CALIPER, FRONT BRAKE	0.4
		.INCLUDES: Bleed brakes	
		(23)	
17	7111G0	BRACKET, FRONT CALIPER	0.2

Ref. No.	Part No.	Description	Reqd. QTY					Serial No.	Parts catalogue code
			CB400	X		CB500			
			XA	X	XA	XA	L	M	
1	06431-MA3-405	SEAL SET, PISTON.....	2	2	2	2	2	2	
2	06455-MGS-D32	PAD SET, FR.....	1	1	1	1	1	1	
3	38517-MKA-D80	CLAMPER, SENSOR CORD.....	1	-	1	1	1	1	
4	38520-MKP-J81	SENSOR, FR. WHEEL SPEED.....	1	-	1	1	1	1	
5	42524-T5A-003	CLIP, COUPLER(DARK BLUE).....	1	-	1	1	1	1	
6	43108-MCT-006	SPRING, PAD.....	1	1	1	1	1	1	
7	43352-568-003	SCREW, BLEEDER(NISSIN).....	1	1	1	1	1	1	
8	43353-461-771	CAP, BLEEDER.....	1	1	1	1	1	1	
9	45107-ML4-006	PISTON.....	2	2	2	2	2	2	
10	45111-MAJ-G41	RING, STOPPER.....	1	1	1	1	1	1	
11	45112-MS9-611	RETAINER.....	1	1	1	1	1	1	
12	45132-166-016	BOOT, PIN BUSH(NISSIN).....	1	1	1	1	1	1	
13	45133-MA3-006	BOOT B.....	1	1	1	1	1	1	
14	45159-MGZ-J00	CLAMPER, SENSOR CORD.....	1	-	1	1	1	1	
15	45215-MAJ-G41	PIN, HANGER.....	1	1	1	1	1	1	
16	45250-MKP-J81	CALIPER SUB ASSY., R. FR. (NISSIN)	1	-	1	1	1	1	
	45250-MKA-J31	-	1	-	-	-	-	
17	45290-MKP-J81	BRACKET SUB ASSY., R. FR.	1	-	1	1	1	1	
18	90013-GHB-610	BOLT, FLANGE, 6X12.....	2	-	2	2	2	2	
19	90116-MKA-D80	BOLT, FLANGE, 6X16.....	1	-	1	1	1	1	
20	90131-KZZ-900	BOLT, FLANGE, 8X32.....	2	2	2	2	2	2	
21	90690-MCA-003	CLIP, CABLE, 14MM.....	1	-	1	1	1	1	
22	90690-MJE-D11	CLIP, CABLE, 10MM.....	1	-	1	1	1	1	
23	45290-MKA-J31	BRACKET SUB ASSY., R. FR. (NISSIN)	-	1	-	-	-	-	

F-14-40

FRONT WHEEL



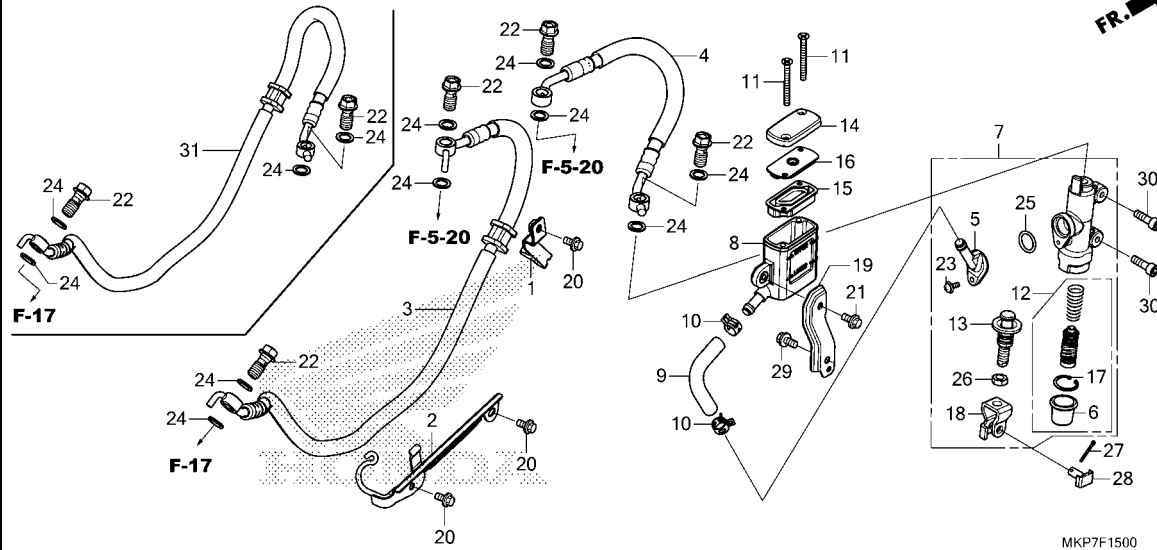
Ref. No.	L.O.N.	(Relative ref. Number) Description	F.R.T.
2		(12)	
710151		AXLE, FRONT WHEEL	0.3
4	7101B0	RING, PULSER :FRONT	0.4
6	7101D4	FRONT WHEEL	1.0
		.INCLUDES: Balance	
7	710139	FRONT TIRE(ONE)	0.9
		.INCLUDES: Balance	
8	7101A6	WEIGHT, BALANCE :FRONT	0.6
9	711120	DISC, FRONT BRAKE	0.4
11	710115	BEARING, FRONT WHEEL(ONE)	0.5
	710115G	.Replace 1 bearing add	0.1

Ref. No.	Part No.	Description	Reqd. QTY						Serial No.	Parts catalogue code
			CB400		CB500					
			XA	X	XA	XA	XA			
			K	K	K	L	M			
1	42753-ML7-004	VALVE, RIM(DUNLOP)	1	-	-	-	-			
	42753-GM9-743	VALVE, RIM(IRC)	-	1	1	1	1			
2	44301-MKP-J80	AXLE, FR. WHEEL	1	1	1	1	1			
3	44311-MGZ-J00	COLLAR, FR. WHEEL SIDE	2	2	2	2	2			
4	44515-K87-L50	RING, FR. PULSER	1	-	1	1	1			
5	44620-MKP-J80	COLLAR, FR. WHEEL DISTANCE	1	1	1	1	1			
6	44650-MKP-J80	WHEEL SUB ASSY., FR.	1	1	1	1	1			
7	44711-MKP-J81	TIRE, FR.(DUNLOP) (110/80R19 M/C 59H)	1	-	-	-	-	-----	KK000001	
	44711-MKP-J82	1	-	-	-	-	-----	KK000002	
	44711-MKP-J81	-	1	1	-	-	-----	ED, IN, KO, MA, U	
	44711-MKP-J82	-	-	1	-	-	-----	CH	
			-	-	-	1	1			
8	44721-MGH-H21	WEIGHT, BALANCE(10G)	N	N	N	N	N			
	44722-MGH-H21	WEIGHT, BALANCE(15G)	N	N	N	N	N			
	44723-MGH-H21	WEIGHT, BALANCE(20G)	N	N	N	N	N			
9	45120-MKP-J81	DISK COMP., FR. BRAKE(SUNSTAR)	1	-	1	1	1			
	45120-MKP-J91	-	1	-	-	-			
10	90105-MGS-D30	BOLT, DISK, 8X25	5	5	5	5	5			
11	91051-KVK-901	BEARING, RADIAL BALL, 6203UU (FUJIKOSHI)	2	2	2	2	2			
12	91252-K35-V01	DUST SEAL, 25X40X5	2	2	2	2	2			
13	90131-K87-L50	BOLT, SOCKET, 5X10	5	-	5	5	5			
14	90305-K87-A00	BOLT, FR. AXLE	1	1	1	1	1			

3

F-15

REAR BRAKE MASTER CYLINDER



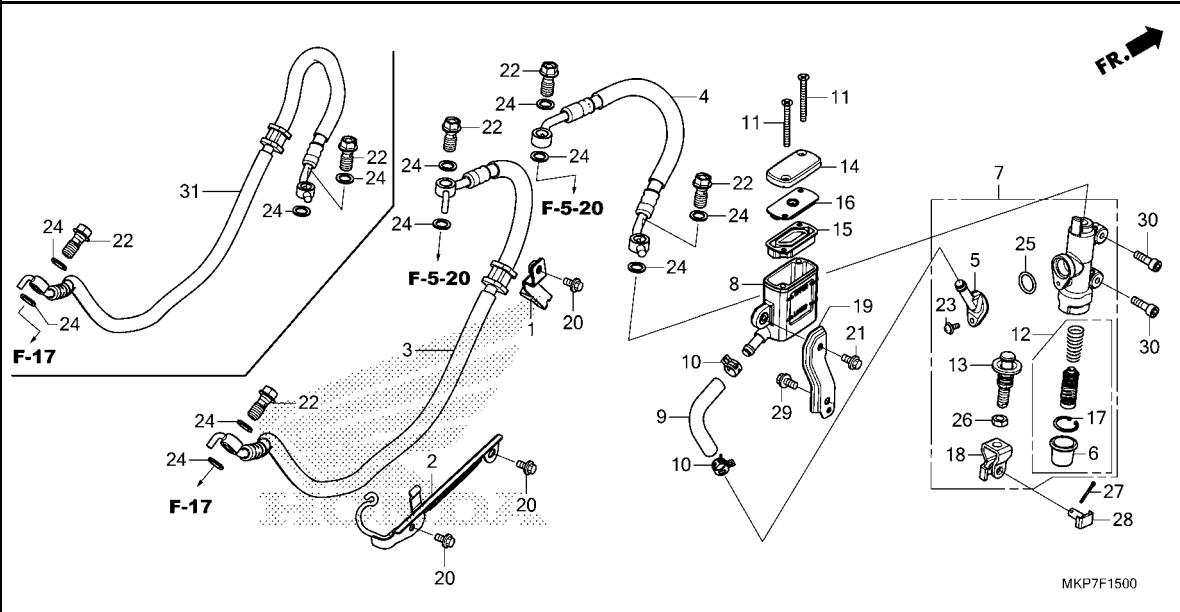
Ref. No.	L.O.N.	(Relative ref. Number) Description	F.R.T.
3	712180	HOSE A, REAR BRAKEINCLUDES: Bleed brakes	2.0
4	7121B0	HOSE B, REAR BRAKEINCLUDES: Bleed brakes	2.0
7	712125	CYLINDER, REAR BRAKE MASTER .. .INCLUDES: Bleed brakes	0.5
8	7121F6	CUP, REAR MASTER CYLINDER OIL .INCLUDES: Bleed brakes	0.2
9	7121C2	HOSE, REAR MASTER CYLINDER OIL CUPINCLUDES: Bleed brakes	0.3
12	7121H0	PISTON SET, REAR BRAKE MASTER .INCLUDES: Bleed brakes	0.5
15	7121G7	DIAPHRAGM, REAR BRAKE MASTER CYLINDER	0.1
31	712130	HOSE, REAR BRAKEINCLUDES: Bleed brakes	0.4

Ref. No.	Part No.	Description	Reqd. QTY					Serial No.	Parts catalogue code
			CB400	X		CB500			
			XA	X	XA	XA	XA		
			K	K	K	L	M		
1	43155-MKP-J00	CLAMPER A, RR. BRAKE.....	1	1	1	1	1		
2	43156-MKP-J00	STAY B, RR. BRAKE.....	1	1	1	1	1		
3	43310-MKP-J81	HOSE COMP. A, RR. BRAKE.....	1	-	1	1	1	----- ED, IN, KO, MA, SI, U	
	43310-MKP-H82	-	-	1	1	1	----- CH	
4	43313-MKP-J01	HOSE COMP. B, RR. BRAKE.....	1	-	1	1	1	----- ED, IN, KO, MA, SI, U	
	43313-MKP-H01	-	-	1	-	-	----- CH	
	43313-MKP-H02	-	-	-	1	1	----- CH	
5	43503-MN5-006	CONNECTOR, MASTER CYLINDER (NISSIN)	1	1	1	1	1		
6	43504-MB2-006	BOOT COMP.	1	1	1	1	1		
7	43510-MKP-D81	CYLINDER SUB ASSY., RR. BRAKE MASTER(NISSIN)	1	1	1	1	1		
8	43511-MKP-J01	CUP COMP., OIL.....	1	1	1	1	1		
9	43512-MKP-J01	HOSE, RR. MASTER CYLINDER ...	1	1	1	1	1		
10	43514-KS6-701	CLAMP, MASTER CYLINDER OIL HOSE	2	2	2	2	2		
11	43516-KYJ-901	SCREW, FLAT, 4X60.....	2	2	2	2	2		
12	43520-MB2-315	PISTON SET, MASTER CYLINDER (NISSIN)	1	1	1	1	1		
13	43530-KV3-701	ROD COMP., PUSH.....	1	1	1	1	1		
14	45513-K33-D01	CAP, MASTER CYLINDER.....	1	1	1	1	1		
15	45520-GW0-911	DIAPHRAGM.....	1	1	1	1	1		
16	45521-GW0-911	PLATE, DIAPHRAGM.....	1	1	1	1	1		
17	46182-MEL-D21	CIRCLIP.....	1	1	1	1	1		
18	46504-KV6-702	JOINT, BRAKE ROD.....	1	1	1	1	1		
19	50279-MKP-J00	STAY, OIL CUP.....	1	1	1	1	1		



F-15

REAR BRAKE MASTER CYLINDER

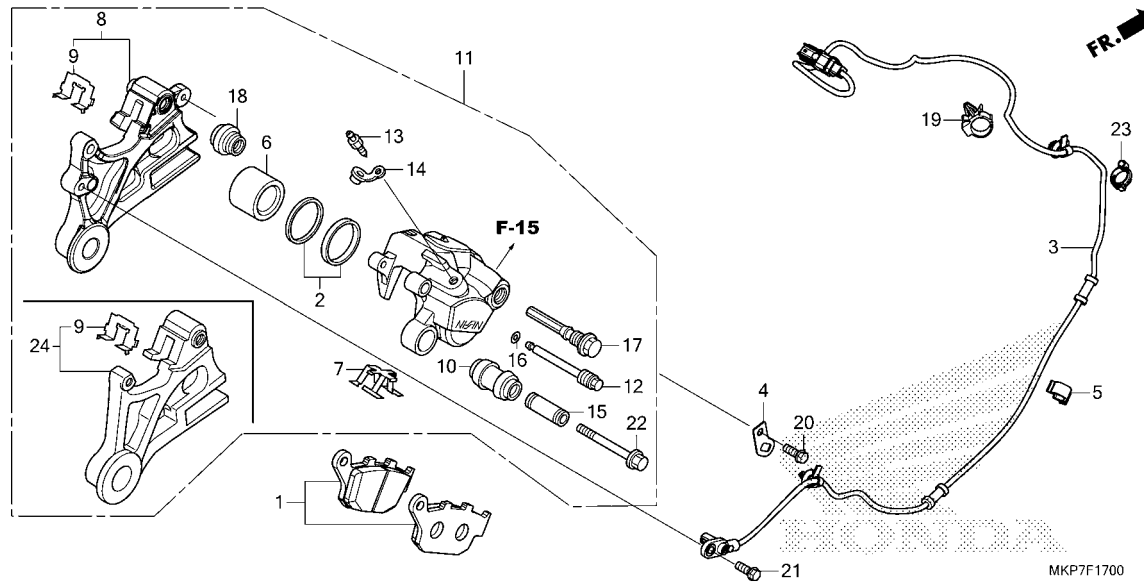


Ref. No.	Part No.	Description	Reqd. QTY						Serial No.	Parts catalogue code
			CB400		CB500		XA	XA		
			XA	X	XA	XA	L	M		
20	90013-GHB-600	BOLT, FLANGE, 6X10	3	3	3	3	3			
21	90013-GHB-610	BOLT, FLANGE, 6X12	1	1	1	1	1			
22	90145-MS9-612	BOLT, OIL, 10X22(SAGA)	4	2	4	4	4			
23	90508-K21-921	SCREW-WASHER, 4X12	1	1	1	1	1			
24	90545-300-000	WASHER, OIL BOLT	8	4	8	8	8			
25	91212-422-006	O-RING, 14.8X2.4	1	1	1	1	1			
26	94002-08000-0S	NUT, HEX., 8MM	1	1	1	1	1			
27	94201-20150	PIN, SPLIT, 2.0X15	1	1	1	1	1			
28	95015-54000	PIN D, JOINT	1	1	1	1	1			
29	95701-06012-07	BOLT, FLANGE, 6X12	1	1	1	1	1			
30	96600-06020-00	BOLT, SOCKET, 6X20	2	2	2	2	2			
31	43310-MKP-J91	HOSE COMP., RR. BRAKE	-	1	-	-	-			

3

F-17

REAR BRAKE CALIPER

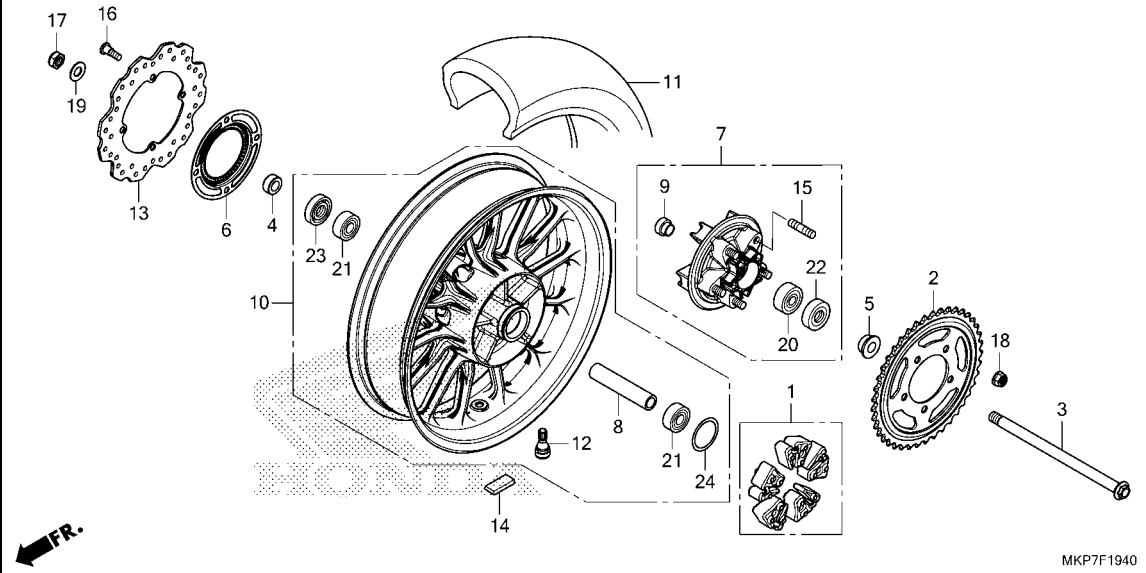


Ref. No.	L.O.N.	(Relative ref. Number) Description	F.R.T.
1	711140	SHOE(PAD) SET, BRAKE :REAR ...	0.1
3	617197	SENSOR, WHEEL SPEED :REAR ...	1.9
6	7111D5	PISTON, REAR BRAKE CALIPERINCLUDES: Bleed brakes	0.5
8	7111C1	BRACKET, REAR CALIPER	0.5
11	711155	CALIPER, REAR BRAKE	0.6
		.INCLUDES: Bleed brakes	

Ref. No.	Part No.	Description	Reqd. QTY					Serial No.	Parts catalogue code
			CB400	X		CB500			
			XA	X	XA	XA	XA		
			K	K	K	L	M		
1	06435-MGZ-J01	PAD SET, RR.....	1	1	1	1	-		
	06435-MGZ-J02	-	-	-	-	1		
2	06451-443-405	SEAL SET, PISTON.....	1	1	1	1	1		
3	38510-MKP-J01	SENSOR, RR. WHEEL SPEED.....	1	-	1	1	1		
4	38515-MKP-J00	STAY, CLIP.....	1	-	1	1	1		
5	38517-MGE-003	CLAMP, ABS CORD(D12).....	1	-	1	1	1		
6	43107-KT7-761	PISTON.....	1	1	1	1	1		
7	43108-MBB-006	SPRING, PAD.....	1	1	1	1	1		
8	43110-MJW-J11	BRACKET COMP., RR. BRAKE.....	1	-	1	1	1		
9	43112-KT7-761	RETAINER.....	1	1	1	1	1		
10	43132-KT7-761	BOOT, SLEEVE.....	1	1	1	1	1		
11	43150-MJW-J11	CALIPER SUB ASSY., RR.(NISSIN)	1	-	1	1	1		
	43150-MGZ-J01	-	1	-	-	-		
12	43215-KZ4-J41	PIN, HANGER.....	1	1	1	1	1		
13	43352-568-003	SCREW, BLEEDER(NISSIN).....	1	1	1	1	1		
14	43353-461-771	CAP, BLEEDER.....	1	1	1	1	1		
15	45111-MA3-006	SLEEVE.....	1	1	1	1	1		
16	45111-MAJ-G41	RING, STOPPER.....	1	1	1	1	1		
17	45131-MN9-006	BOLT, PIN.....	1	1	1	1	1		
18	45133-MA3-006	BOOT B.....	1	1	1	1	1		
19	53781-SE0-952	CLIP, RETURN HOSE.....	1	-	1	1	1		
20	90013-GHB-610	BOLT, FLANGE, 6X12.....	1	-	1	1	1		
21	90116-MKA-D80	BOLT, FLANGE, 6X16.....	1	-	1	1	1		
22	90180-MN8-006	BOLT, FLANGE, 8X49.....	1	1	1	1	1		
23	90690-MCA-003	CLIP, CABLE, 14MM.....	1	-	1	1	1		
24	43110-MGZ-J01	BRACKET COMP., RR. BRAKE.....	-	1	-	-	-		

F-19-40

REAR WHEEL

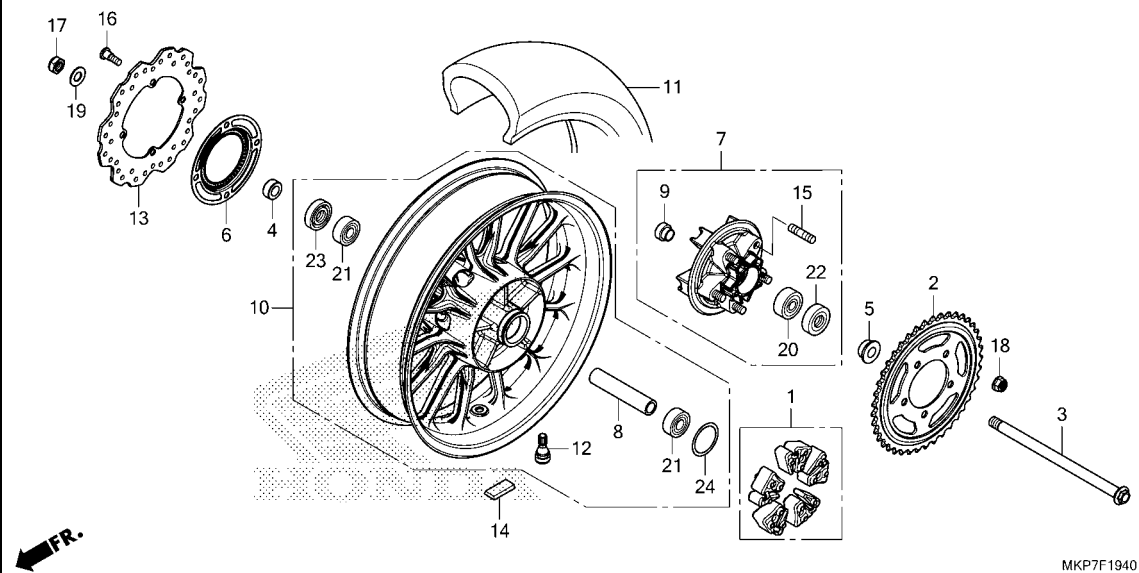


Ref. No.	L.O.N.	(Relative ref. Number) Description	F.R.T.
1		(24)	
1	710157	DAMPER, REAR WHEEL	0.4
2	7101A0	SPROCKET, FINAL DRIVEN	0.5
3		(22,23)	
	710160	AXLE, REAR WHEEL	0.4
6	7101B1	RING, PULSER :REAR	0.5
7	7101A5	FLANGE ASSY., FINAL DRIVEN ...	0.5
10	710118	REAR WHEEL	1.1
		.INCLUDES: Balance	
11	710142	REAR TIRE(ONE)	1.0
		.INCLUDES: Balance	
13	711145	DISC, REAR BRAKE	0.5
14	7101E1	WEIGHT, BALANCE :REAR	0.7
20	7101D1	BEARING, FINAL DRIVEN FLANGE .	0.6
21	710133	BEARING, REAR WHEEL(ONE)	0.6
	710133G	.Replace 1 bearing add	0.1

Ref. No.	Part No.	Description	Reqd. QTY					Serial No.	Parts catalogue code
			CB400	X	XA	XA	XA		
				K	K	L	M		
1	06410-MGS-D30	DAMPER SET, WHEEL	1	1	1	1	1		
2	41201-MKP-K80	SPROCKET, FINAL DRIVEN(45T) ..	1	-	-	-	-		
	41201-MKP-J80	SPROCKET, FINAL DRIVEN(41T) ..	-	1	1	1	1		
3	42301-MKP-J00	AXLE, RR. WHEEL	1	1	1	1	1		
4	42312-MGZ-J00	COLLAR, RR. BRAKE SIDE	1	1	1	1	1		
5	42313-MKP-J80	COLLAR, L. RR. WHEEL SIDE	1	1	1	1	1		
6	42515-MGZ-J10	RING, RR. PULSER	1	-	-	-	-		
	42515-MKN-D50	-	-	1	1	1		
7	42615-K87-A00	FLANGE SUB ASSY., RR. FINAL DRIVEN	1	1	1	1	1		
8	42620-MKP-J80	COLLAR, RR. AXLE DISTANCE	1	1	1	1	1		
9	42625-K87-A00	COLLAR B, RR. AXLE DISTANCE ..	1	1	1	1	1		
10	42650-MKP-J80	WHEEL SUB ASSY., RR.	1	-	1	1	1		
	42650-MKP-J90	-	1	-	-	-		
11	42711-MKP-J81	TIRE, RR.(DUNLOP) (160/60R17 M/C 69H)	1	-	-	-	-	----- KK000001	
	42711-MKP-J82	1	-	-	-	-	KK000002	
	42711-MKP-J81	-	1	1	-	-	----- ED, IN, KO, MA, U	
	42711-MKP-J82	-	-	1	-	-	----- CH	
12	42753-ML7-004	VALVE, RIM(DUNLOP)	1	-	-	-	-		
	42753-GM9-743	VALVE, RIM(IRC)	-	1	1	1	1		
13	43251-MGZ-J02	DISK, RR. BRAKE(SUNSTAR)	1	1	1	1	1		
14	44721-MGH-H21	WEIGHT, BALANCE(10G)	N	N	N	N	N		
	44722-MGH-H21	WEIGHT, BALANCE(15G)	N	N	N	N	N		
	44723-MGH-H21	WEIGHT, BALANCE(20G)	N	N	N	N	N		
15	90102-MAS-000	BOLT, STUD, 12X25	5	5	5	5	5		

F-19-40

REAR WHEEL

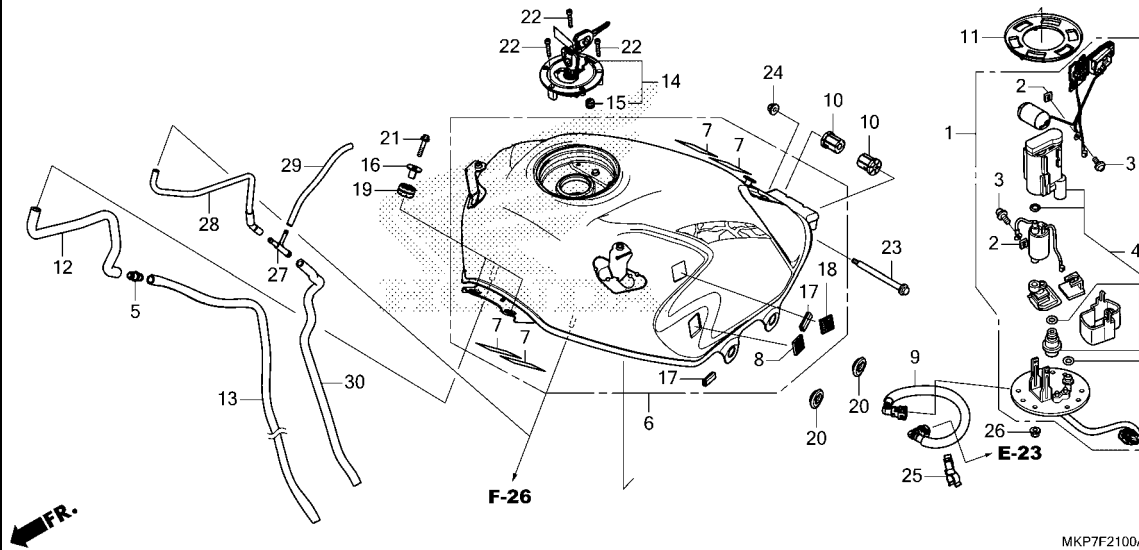


Ref. No.	Part No.	Description	Reqd. QTY					Serial No.	Parts catalogue code
			CB400		CB500				
			XA K	X K	XA K	XA L	XA M		
16	90105-KGH-900	BOLT, BRAKE DISK, 8X24	4	4	4	4	4		
17	90305-GW2-711	NUT, U, 16MM	1	1	1	1	1		
18	90306-KGH-901	NUT, U, 12MM(FUJI SEIMITSU) ..	5	5	5	5	5		
19	90501-K87-A00	WASHER, PLAIN, 16.4X32X2	1	1	1	1	1		
20	91053-MGS-D31	BEARING, RADIAL BALL, 6204UU ..	1	1	1	1	1		
21	91054-MT6-831	BEARING, RADIAL BALL, 6303UU (NSK)	2	2	2	2	2		
22	91253-443-761	DUST SEAL, 30X47X8(ARAI)	1	1	1	1	1		
23	91253-443-761	DUST SEAL, 30X47X8(ARAI)	1	1	1	1	1		
24	91351-MGS-D30	O-RING, 55X2	1	1	1	1	1		



F-21

FUEL TANK/FUEL PUMP

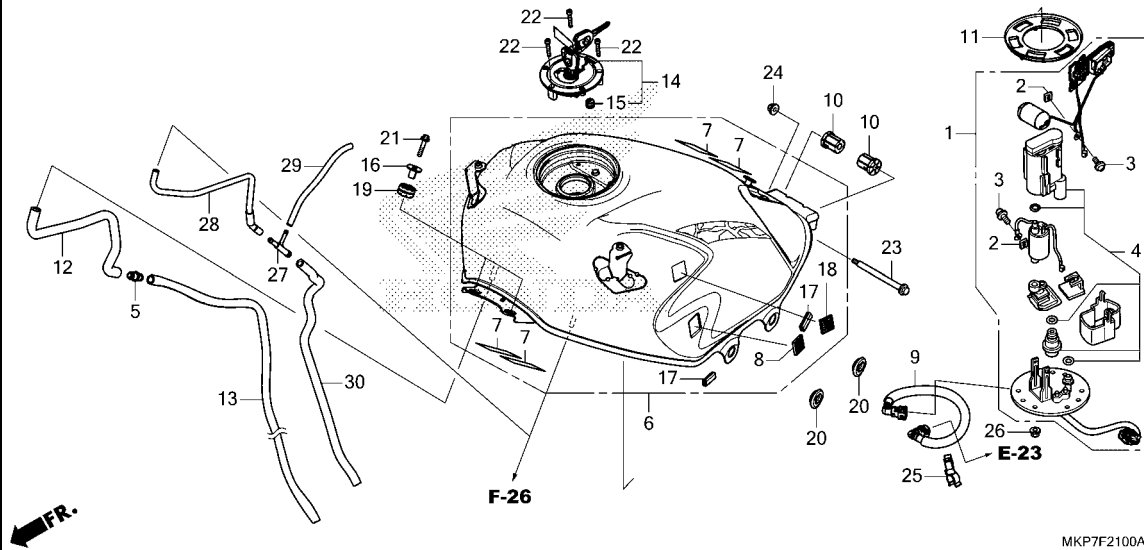


Ref. No.	L.O.N.	(Relative ref. Number) Description	F.R.T.
1	(11)		
1	310120	PUMP ASSY., FUEL	0.9
4	3101C7	FILTER, FUEL	1.0
6	310100	TANK, FUEL	0.8
9	310162	HOSE, FUEL FEED	0.7
14	(15)		
	3101C1	LOCKING FUEL TANK CAP	0.1

Ref. No.	Part No.	Description	Reqd. QTY					Serial No.	Parts catalogue code
			CB400	X		CB500			
			XA	K	XA	K	L	M	
1	16700-MJW-J82	PUMP UNIT, FUEL	1	1	1	1	1	1	
2	16711-MGS-D31	STOPPER	2	2	2	2	2	2	
3	16712-MGS-D31	SCREW, 4X6.6	2	2	2	2	2	2	
4	16730-MJW-J82	FILTER ASSY., FUEL	1	1	1	1	1	1	
5	17359-419-670	JOINT, BREATHER TUBE	1	1	1	1	1	1	
6	17500-MKP-K80ZA	TANK ASSY., FUEL(WL)							
	TYPE2	1	-	-	-	-	-	
	17500-MKP-K80ZB	*TYPE1*	1	-	-	-	-	-	
	17500-MKP-J80ZC	*TYPE1*	-	1	1	1	-	-	CH, ED, IN, KO, MA
	17500-MKP-J80ZB	*TYPE2*	-	1	1	1	-	-	
	17500-MKP-J80ZA	*TYPE3*	-	1	1	-	-	-	ED, MA
	17500-MKP-DL0ZB	*TYPE1*	-	-	-	-	-	1	
	17500-MKP-J80ZC	*TYPE1*	-	-	-	-	-	1	
	17500-MKP-J80ZA	*TYPE3*	-	-	-	-	-	1	ED, IN, MA, U
7	17528-KCZ-930	TAPE B, TANK GUARD	4	4	4	4	4	4	
8	17540-MJW-J80	FASTENER, DUAL LOCK, 20X20	2	2	2	2	2	2	
9	17570-MJW-J01	HOSE COMP., FUEL FEED	1	1	1	1	1	1	
10	17572-KPP-T00	CUSHION, FUEL TANK RR. PIVOT	2	2	2	2	2	2	
11	17574-MGS-D30	PACKING, BASE	1	1	1	1	1	1	
12	17590-MGZ-J00	TUBE, FUEL TANK DRAIN	1	1	1	1	1	1	
13	17591-MJW-J00	TUBE, FUEL TANK DRAIN	1	1	1	1	1	1	
14	17620-MJE-D02	CAP COMP., FUEL FILLER	1	1	1	1	1	-	
	17620-MJE-D03	-	-	-	-	-	1	
15	17621-MGP-D61	SEAL, BREATHER	1	1	1	1	1	-	
	17621-MGP-D62	-	-	-	-	-	1	
16	61102-KTY-D30	COLLAR, RADIATOR MOUNTING	2	2	2	2	2	2	

F-21

FUEL TANK/FUEL PUMP

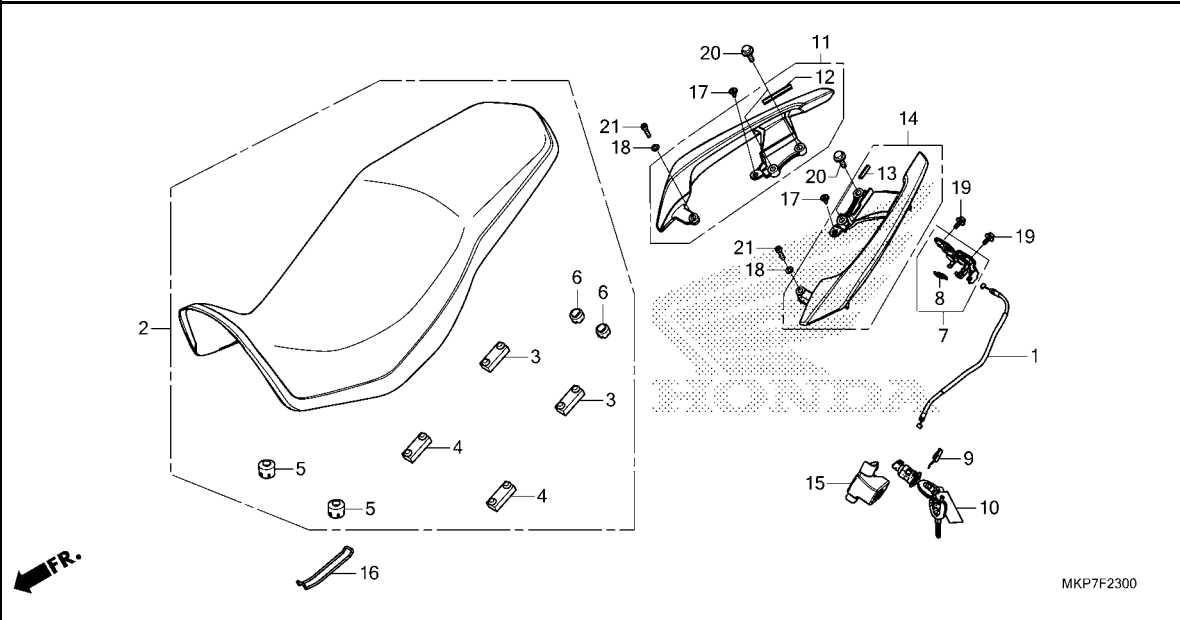


Ref. No.	Part No.	Description	Reqd. QTY						Serial No.	Parts catalogue code
			CB400		CB500					
			XA	X	XA	XA	XA			
			K	K	K	L	M			
17	64122-MCZ-000	RUBBER, PROTECTOR	4	4	4	4	4			
18	64243-MEW-920	FASTENER B, DUAL LOCK, 20X20	2	2	2	2	2			
19	77208-KW7-900	RUBBER B, SEAT MOUNTING	2	2	2	2	2			
20	83551-300-000	GROMMET, AIR CLEANER CASE	4	4	4	4	4			
21	90013-GHB-670	BOLT, FLANGE, 6X25	2	2	2	2	2			
22	90120-MJE-D00	BOLT, SOCKET, 4X25(SUS)	3	3	3	3	3			
23	90135-MS2-000	BOLT, TANK HINGE	1	1	1	1	1			
24	90301-KGH-901	NUT, U, 6MM(FUJI SEIMITSU)	1	1	1	1	1			
25	91593-MGZ-J01	CLAMP, FUEL HOSE(BLACK)	1	1	1	1	1			
26	94050-06000	NUT, FLANGE, 6MM	6	6	6	6	6			
27	16180-GM6-000	JOINT, THREE WAY(FUEL)	-	1	1	-	1	-----	IN, MA, U	
28	17418-MGZ-J00	TUBE, FUEL TANK BREATHER	-	1	1	-	1	-----	IN, MA, U	
29	95005-45175-20	TUBE, 4.5X175(95005-45001-20M)	-	1	1	-	1	-----	IN, MA, U	
30	95005-75640-20	TUBE, 7.3X640	-	1	1	-	1	-----	IN, MA, U	



F-23

SEAT



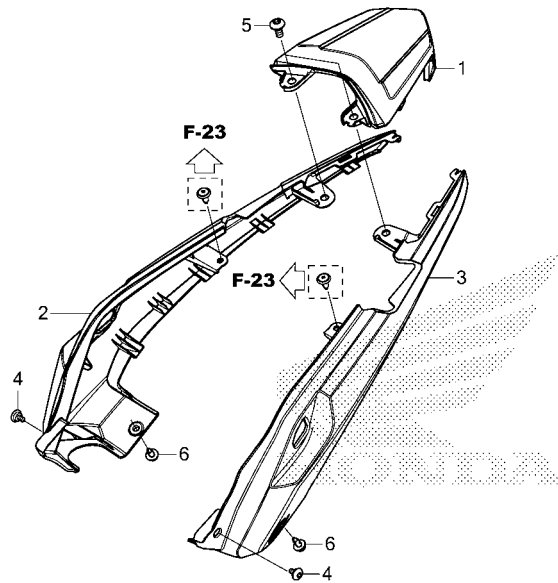
Ref. No.	L.O.N.	(Relative ref. Number) Description	F.R.T.
1	811175	CABLE, SEAT LOCK	0.4
7	4131E8	CATCH, SEAT :REAR SIDE	0.4
10	4131F2	KEY, SEAT LOCK	0.2
11	4131F4	RAIL, GRAB :RIGHT	0.1
14	4131F3	RAIL, GRAB :LEFT	0.1
	4131F5	RAIL, GRAB :BOTH	0.2

Ref. No.	Part No.	Description	Reqd. QTY					Serial No.	Parts catalogue code
			CB400	X	XA	XA	XA		
			XA	X	XA	XA	XA		
			K	K	K	L	M		
1	77156-MGZ-J81	CABLE, SEAT LOCK.....	1	1	1	1	1		
2	77200-MKP-J81	SEAT ASSY., DOUBLE.....	1	1	1	1	1		
3	77205-286-000	RUBBER B, SEAT SETTING.....	2	2	2	2	2		
4	77205-MFE-670	RUBBER, SEAT SETTING.....	2	2	2	2	2		
5	77206-MKP-J80	RUBBER, SEAT CUSHION.....	2	2	2	2	2		
6	77214-KPH-900	RUBBER B, SEAT SETTING.....	2	2	2	2	2		
7	77220-MGZ-J00	LOCK COMP., SEAT.....	1	1	1	1	1		
8	77234-GN2-000	SPRING, SEAT LOCK.....	1	1	1	1	1		
9	77235-MJE-D00	PLATE, LOCK KEY SETTING.....	1	1	1	1	1		
10	77239-MJE-D03	KEY, SEAT LOCK(WAVE).....	1	1	1	1	1		
11	77330-MGZ-J80ZE	GRIP, R. RR. *NH303M*							
		MAT AXIS GRAY METALLIC	1	1	1	1	1		
12	77331-MGZ-J00	RUBBER, RR. GRIP.....	1	1	1	1	1		
13	77331-MGZ-J80	RUBBER, RR. GRIP.....	1	1	1	1	1		
14	77340-MGZ-J80ZD	GRIP, L. RR. *NH303M*							
		MAT AXIS GRAY METALLIC	1	1	1	1	1		
15	77582-MJW-J80	STAY, SEAT LOCK CABLE.....	1	1	1	1	1		
16	83606-KWS-901	BAND, TOOL.....	1	1	1	1	1		
17	90683-GR1-003	CLIP, BODY COVER.....	2	2	2	2	2		
18	94101-06000	WASHER, PLAIN, 6MM.....	2	2	2	2	2		
19	95701-06012-00	BOLT, FLANGE, 6X12.....	2	2	2	2	2		
20	95701-08025-00	BOLT, FLANGE, 8X25.....	4	4	4	4	4		
21	96600-06025-00	BOLT, SOCKET, 6X25.....	2	2	2	2	2		

3

F-23-10

REAR COWL



MKP7F2310

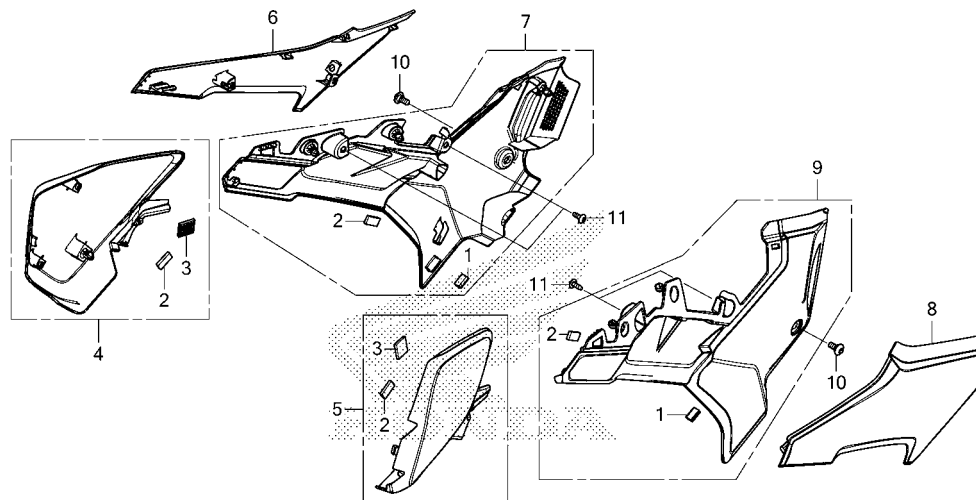
Ref. No.	L.O.N.	(Relative ref. Number) Description	F.R.T.
1	4111K7	COWL, REAR CENTER	0.1
2	4111X7	COWL, REAR :RIGHT	0.2
3	4111X6	COWL, REAR :LEFT	0.2
	4111X8	COWL, REAR :BOTH	0.3

Ref. No.	Part No.	Description	Reqd. QTY					Serial No.	Parts catalogue code
			CB400 XA K	X K	XA K	XA L	XA M		
1	77231-MGZ-J80	COWL, RR. CENTER.....	1	1	1	1	1		
2	77241-MGZ-J80ZD	COWL, R. RR. *NHA86M*	1	-	-	-	-		
	77241-MGZ-J80ZA	MAT BALLISTIC BLACK METALLIC *NH436M*	-	1	1	1	1		
3	77251-MJW-J80ZD	COWL, L. RR. *NHA86M*	1	-	-	-	-		
	77251-MJW-J80ZA	MAT BALLISTIC BLACK METALLIC *NH436M*	-	1	1	1	1		
4	90114-KPH-700	SCREW, SPECIAL, 5X11.....	2	2	2	2	2		
5	90133-KPP-T00	SCREW, PAN, 6X14.....	2	2	2	2	2		
6	90683-GR1-003	CLIP, BODY COVER.....	2	2	2	2	2		



F-24

SIDE COVER



MKP7F2400

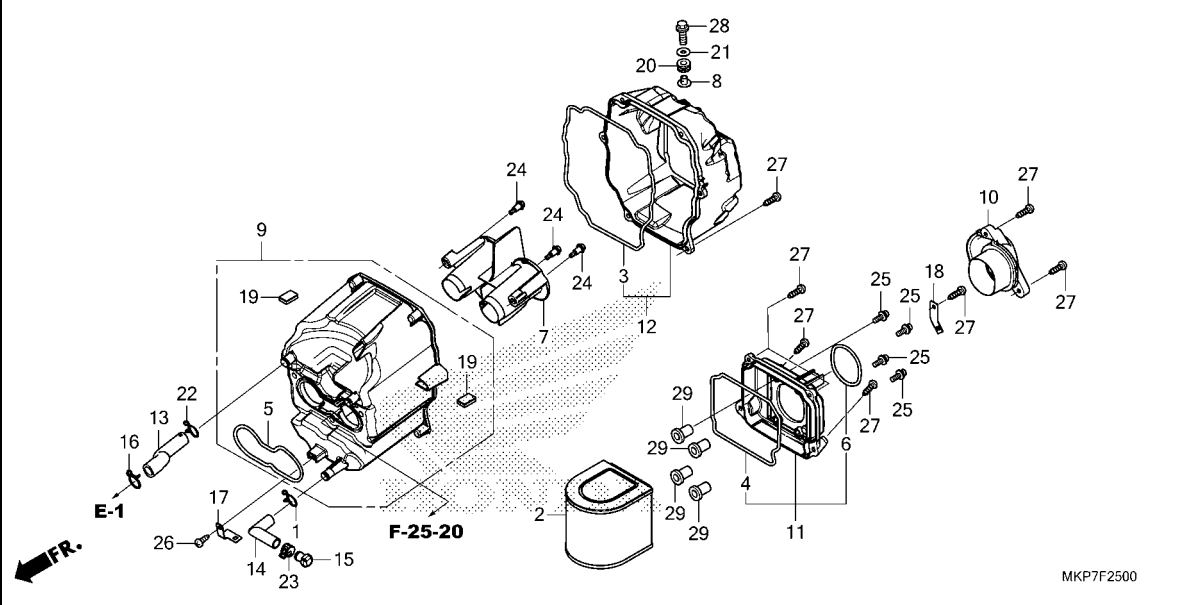
Ref. No.	L.O.N.	(Relative ref. Number) Description	F.R.T.
4	4131HK	COVER, SIDE :RIGHT FRONT	0.2
5	4131HJ	COVER, SIDE :LEFT FRONT	0.2
	4131LS	COVER, SIDE :BOTH FRONT	0.4
6	4111X0	COVER, SIDE(A) :RIGHT	0.1
7	4111H9	COVER, SIDE :RIGHT	0.1
8	4111W9	COVER, SIDE(A) :LEFT	0.1
	4111X1	COVER, SIDE(A) :BOTH	0.2
9	4111H8	COVER, SIDE :LEFT	0.1
	4111J0	COVER, SIDE :BOTH	0.2

Ref. No.	Part No.	Description	Reqd. QTY						Serial No.	Parts catalogue code
			CB400		CB500					
			XA	X	XA	XA	XA			
			K	K	K	L	M			
1	17523-MEM-670	TRIM, FUEL TANK.....	2	2	2	2	2			
2	50383-KZZ-900	RUBBER, BATTERY(10X20X3).....	4	4	4	4	4			
3	64165-MJF-A30	FASTENER B, DUAL LOCK, 20X20.	2	2	2	2	2			
4	64350-MKP-J80	COVER ASSY., R. FR. SIDE.....	1	1	1	1	1			
5	64450-MKP-J80	COVER ASSY., L. FR. SIDE.....	1	1	1	1	1			
6	83511-MKP-J80ZC	COVER A, R. SIDE *NHB73M*	1	-	-	-	-			
	83511-MKP-J80ZD	MAT ALPHA SILVER METALLIC *NHB70M*	1	-	-	-	-			
	83511-MKP-J80ZA	MAT MAJESTIC SILVER METALLIC *NHB81M*	1	-	-	-	-			
	83511-MKP-J80ZB	MAT VULCAN SILVER METALLIC *NHA40M*	-	1	1	1	1			
		MAT CRYPTON SILVER METALLIC	-	1	1	1	-	-----	CH, ED, IN, KO, MA	
7	83520-MKP-J80	COVER ASSY. B, R. SIDE.....	1	1	1	1	1			
8	83611-MKP-J80ZC	COVER A, L. SIDE *NHB73M*	1	-	-	-	-			
	83611-MKP-J80ZD	MAT ALPHA SILVER METALLIC *NHB70M*	1	-	-	-	-			
	83611-MKP-J80ZA	MAT MAJESTIC SILVER METALLIC *NHB81M*	1	-	-	-	-			
	83611-MKP-J80ZB	MAT VULCAN SILVER METALLIC *NHA40M*	-	1	1	1	1			
		MAT CRYPTON SILVER METALLIC	-	1	1	1	-	-----	CH, ED, IN, KO, MA	
9	83620-MKP-J80	COVER ASSY. B, L. SIDE.....	1	1	1	1	1			
10	90133-KPP-T00	SCREW, PAN, 6X14.....	2	2	2	2	2			
11	93903-24380	SCREW, TAPPING, 4X12.....	4	4	4	4	4			

3

F-25

AIR CLEANER



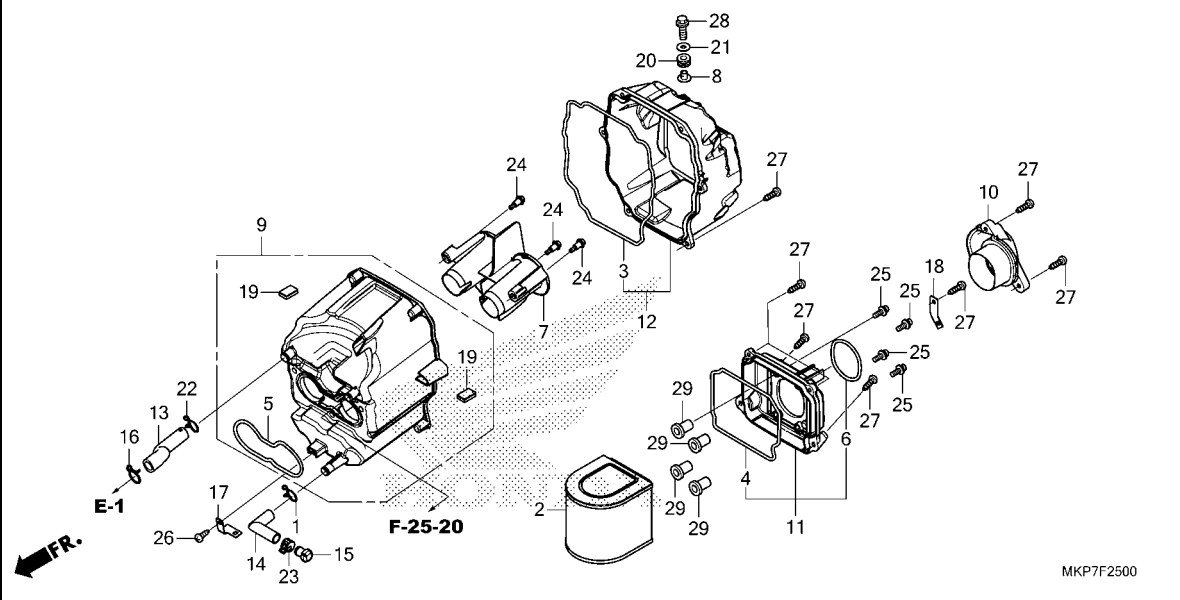
Ref. No.	L.O.N.	(Relative ref. Number) Description	F.R.T.
2		(4) ELEMENT, AIR CLEANER	0.3
7		312127 FUNNEL, AIR	1.2
9		(5) 3121A5 CASE, AIR CLEANER	1.2
10		(6,11) 312125 DUCT, AIR CLEANER	0.4
12		(3) 312102 COVER, AIR CLEANER CASE	1.2

Ref. No.	Part No.	Description	Reqd. QTY						Serial No.	Parts catalogue code
			CB400	X	XA	XA	XA	XA		
			XA	X	XA	XA	XA			
			K	K	K	L	M			
1	15771-KV6-000	CLIP, OIL DRAIN TUBE	1	1	1	1	1			
2	17211-MKP-J00	ELEMENT, AIR CLEANER	1	1	1	1	1			
3	17213-MKP-J00	SEAL, AIR CLEANER	1	1	1	1	1			
4	17214-MKP-J00	SEAL, AIR CLEANER LID	1	1	1	1	1			
5	17215-MGZ-D00	SEAL, THROTTLE BODY	1	1	1	1	1			
6	17216-MKP-J00	SEAL, AIR CLEANER DUCT	1	1	1	1	1			
7	17225-MKP-J00	FUNNEL, AIR	1	1	1	1	1			
8	17232-KYJ-900	COLLAR, AIR CLEANER MOUNTING ..	1	1	1	1	1			
9	17235-MKP-J00	CASE SUB ASSY., AIR CLEANER ..	1	1	1	1	1			
10	17240-MKP-J00	DUCT, AIR CLEANER	1	1	1	1	1			
11	17245-MKP-J00	LID SUB ASSY., AIR CLEANER ..	1	1	1	1	1			
12	17255-MKP-J00	COVER SUB ASSY., AIR CLEANER ..	1	1	1	1	1			
13	17265-MGZ-D00	TUBE, BREATHER	1	1	1	1	1			
14	17366-428-670	TUBE A, DRAIN	1	1	1	1	1			
15	17370-382-870	PLUG, BREATHER TUBE	1	1	1	1	1			
16	17724-102-700	CLIP, SUB TANK HOSE	1	1	1	1	1			
17	32150-MGZ-J00	STAY, ENGINE SUB HARNESS	1	1	1	1	1			
18	32207-MGZ-J00	STAY, HARNESS	1	1	1	1	1			
19	80109-KYJ-900	SPONGE, RUBBER	2	2	2	2	2			
20	83545-KCJ-690	RUBBER, SIDE COVER	1	1	1	1	1			
21	90538-KSH-900	WASHER, SPECIAL, 6MM	1	1	1	1	1			
22	90646-657-000	CLIP, AIR HOSE, 16MM	1	1	1	1	1			
23	91406-MS8-000	CLAMP, TUBE(D14.5)	1	1	1	1	1			
24	91508-MGP-D00	SCREW, PAN, 5MM	3	3	3	3	3			
25	93891-05016-08	SCREW-WASHER, 5X16	4	4	4	4	4			



F-25

AIR CLEANER

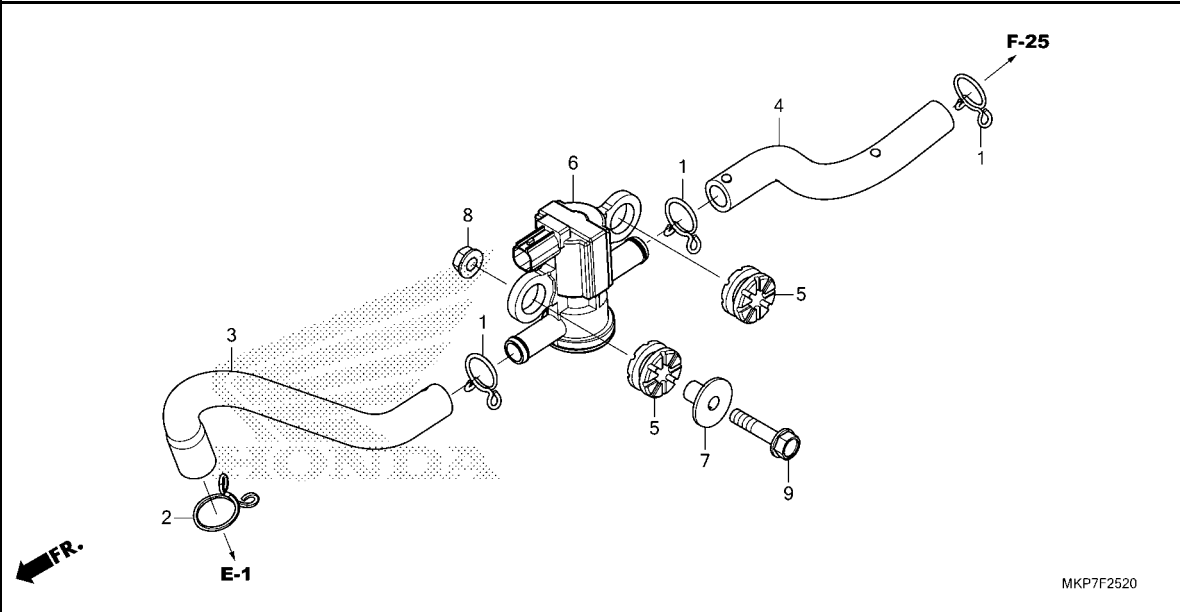


Ref. No.	Part No.	Description	Reqd. QTY					Serial No.	Parts catalogue code
			CB400		CB500				
			XA K	X K	XA K	XA L	XA M		
26	93901-25320	SCREW, TAPPING, 5X16.....	1	1	1	1	1		
27	93903-25480	SCREW, TAPPING, 5X20.....	13	13	13	13	13		
28	96001-06020-04	BOLT, FLANGE, 6X20.....	1	1	1	1	1		
29	19619-ZM7-300	COLLAR, FAN COVER.....	4	4	4	4	4		



F-25-20

AIR INJECTION SOLENOID VALVE



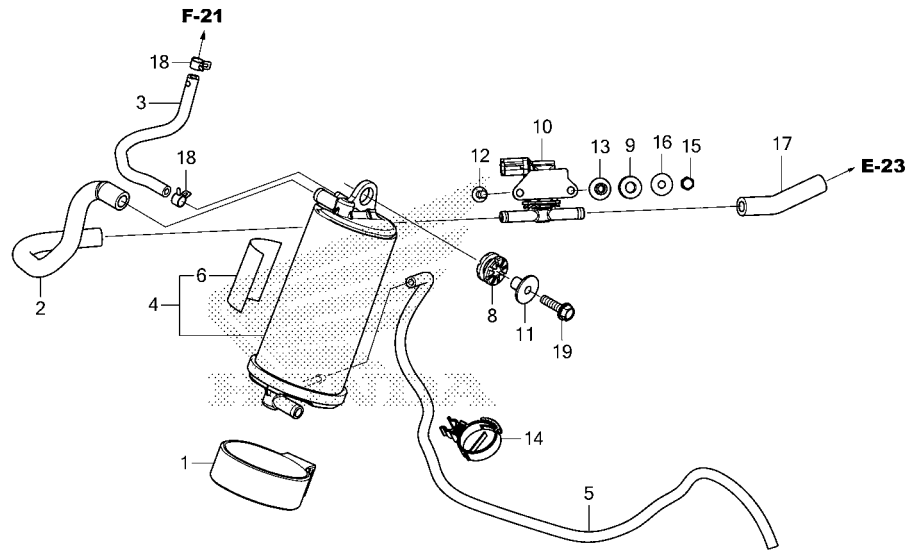
Ref. No.	L.O.N.	(Relative ref. Number) Description	F.R.T.
6	314130	VALVE, SECONDARY AIR CONTROL	0.9

Ref. No.	Part No.	Description	Reqd. QTY					Serial No.	Parts catalogue code
			CB400	X		CB500			
			XA	K	XA	XA	XA	XA	
1	15772-551-000	CLIP, BREATHER TUBE.....	3	3	3	3	3	3	
2	17369-KB4-670	CLIP, BREATHER TUBE.....	1	1	1	1	1	1	
3	18613-MGZ-J00	TUBE, AIR INJECTION SOLENOID	1	1	1	1	1	1	
4	18653-MGZ-D00	TUBE(AISV-AIR CLEANER).....	1	1	1	1	1	1	
5	33115-KVK-900	RUBBER, HEADLIGHT.....	2	2	2	2	2	2	
6	36450-KVK-902	VALVE ASSY., AIR INJECTION SOLENOID	1	1	1	1	1	1	
7	61104-428-730	COLLAR, FR. FENDER(BLACK)....	1	1	1	1	1	1	
8	94050-06080	NUT, FLANGE, 6MM.....	1	1	1	1	1	1	
9	95701-06028-08	BOLT, FLANGE, 6X28.....	1	1	1	1	1	1	



F-26

CANISTER



MKP7F2600

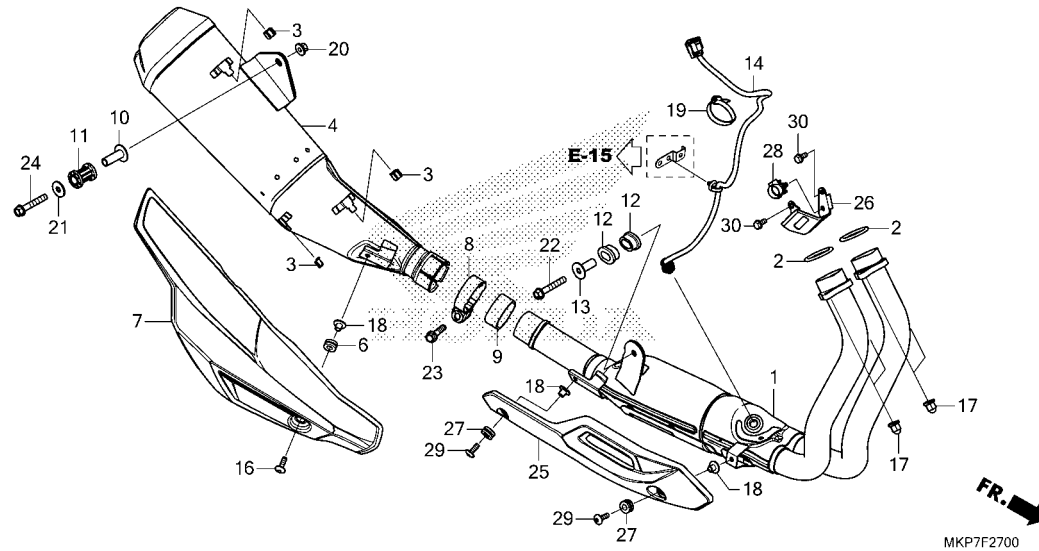
Ref. No.	L.O.N.	(Relative ref. Number) Description	F.R.T.
4	3141A4	CANISTER	0.3
10	3141A9	VALVE, PURGE CONTROL	1.1

Ref. No.	Part No.	Description	Reqd. QTY					Serial No.	Parts catalogue code
			CB400	X		CB500			
			XA	K	XA	L	XA		
1	17411-MGZ-A00	RUBBER, CANISTER MOUNTING	1	-	1	1	1	-----	CH, ED, KO, SI
2	17414-MGZ-A00	TUBE(PCV-CANISTER)	1	-	1	1	1	-----	CH, ED, KO, SI
3	17418-MGZ-T10	TUBE, CANISTER	1	-	1	1	1	-----	CH, ED, KO, SI
4	17420-MJW-J01	CANISTER COMP.	1	-	1	1	1	-----	CH, ED, KO, SI
5	17423-MKP-J00	TUBE, CANISTER DRAIN	1	-	1	1	1	-----	CH, ED, KO, SI
6	17528-KCZ-930	TAPE B, TANK GUARD	1	-	1	1	1	-----	CH, ED, KO, SI
8	33115-KVK-900	RUBBER, HEADLIGHT	1	-	1	1	1	-----	CH, ED, KO, SI
9	36037-MGZ-A00	RUBBER, PURGE CONTROL SOLENOID	2	-	2	2	2	-----	CH, ED, KO, SI
10	36162-MKA-D81	VALVE, PURGE CONTROL SOLENOID	1	-	1	1	1	-----	CH, ED, KO, SI
11	61104-428-010	COLLAR, FR. FENDER(WHITE)	1	-	1	1	1	-----	CH, ED, KO, SI
12	90002-KWB-600	BOLT, FLANGE, 5X12	2	-	2	2	2	-----	CH, ED, KO, SI
13	90505-MGZ-A00	COLLAR	2	-	2	2	2	-----	CH, ED, KO, SI
14	91558-MKP-J01	CLIP, WATER HOSE	1	-	1	1	1	-----	CH, ED, KO, SI
15	94021-05000-0S	NUT, CAP, 5MM	2	-	2	2	2	-----	CH, ED, KO, SI
16	94103-05800	WASHER, PLAIN, 5MM	2	-	2	2	2	-----	CH, ED, KO, SI
17	95001-75080-40	TUBE, FUEL, 7.3X80 (95001-75001-60M)	1	-	1	1	1	-----	CH, ED, KO, SI
18	95002-40800-08	CLAMP, TUBE(D8)	2	-	2	2	2	-----	CH, ED, KO, SI
19	95701-06022-08	BOLT, FLANGE, 6X22	1	-	1	1	1	-----	CH, ED, KO, SI

3

F-27

EXHAUST MUFFLER



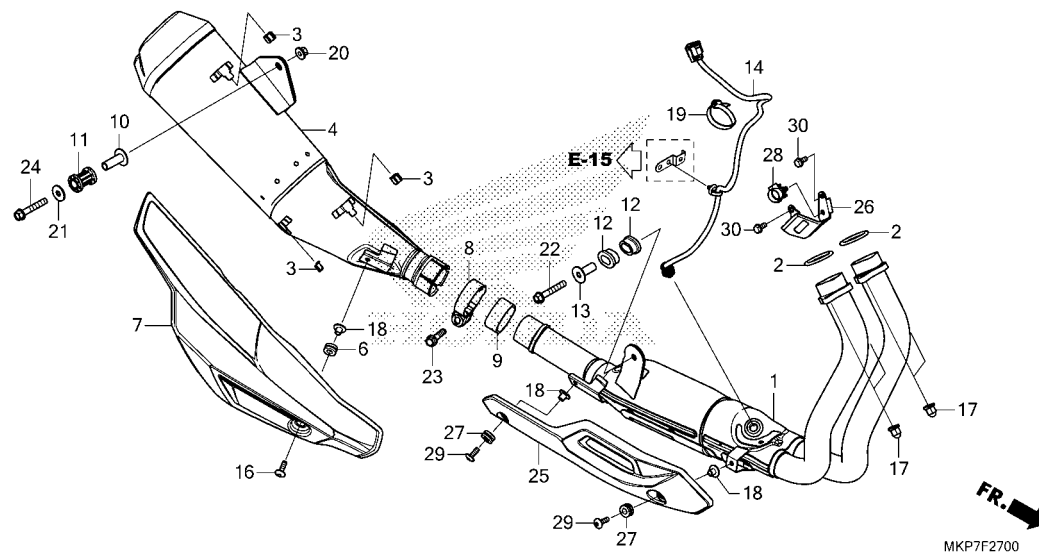
Ref. No.	L.O.N.	(Relative ref. Number) Description	F.R.T.
1	313110	PIPE, EXHAUST	0.5
2	3131B4	GASKET, EXHAUST PIPE	0.5
.NOTE: Same time for two units			
4	313120	MUFFLER	0.2
7	4111X4	COVER, MUFFLER	0.1
9	3131C4	GASKET, MUFFLER	0.1
14	617121	SENSOR, OXYGEN	0.4
25	313125	COVER, EXHAUST PIPE	0.1

Ref. No.	Part No.	Description	Reqd. QTY					Serial No.	Parts catalogue code
			CB400	X	XA	XA	XA		
			XA	X	XA	XA	XA		
			K	K	K	L	M		
1	18150-MKP-J80	PIPE COMP., EX.	1	1	1	1	-		
	18150-MKP-DL0	-	-	-	-	1	----- CH, IN, MA, U	
	18291-MN4-920	GASKET, EX. PIPE	2	2	2	2	2	----- ED, KO	
3	18293-MN0-000	RUBBER, PROTECTOR	3	3	3	3	3		
4	18310-MKP-J80	MUFFLER COMP.	1	1	1	1	1	----- ED, IN, KO, MA, SI, U	
	18310-MKP-H80	-	-	1	1	1	----- CH	
6	18320-196-000	RUBBER A, PROTECTOR	1	1	1	1	1		
7	18350-MJW-J00	COVER, MUFFLER	1	1	1	1	1		
8	18376-413-000	BAND, L. RR. MUFFLER	1	1	1	1	1		
9	18391-MJW-J01	PACKING, MUFFLER	1	1	1	1	1		
10	18420-MGZ-J00	COLLAR, MUFFLER MOUNTING	1	1	1	1	1		
11	18421-MGZ-J00	RUBBER, MUFFLER MOUNTING	1	1	1	1	1		
12	18422-MGZ-J00	RUBBER, EX. PIPE MOUNTING	2	2	2	2	2		
13	18423-MGZ-J00	COLLAR, EX. PIPE MOUNTING	1	1	1	1	1		
14	36533-MKP-D01	SENSOR, AIR FUEL RATIO	1	1	1	1	1		
16	90118-MGZ-J00	SCREW, PAN, 6X20	1	1	1	1	1		
17	90304-KPH-700	NUT, HEX. CAP, 8MM	4	4	4	4	4		
18	90502-KGB-610	COLLAR, HEAD SIDE COVER	3	3	3	3	3		
19	90652-KT1-771	BAND, WIRE(BLACK)	1	1	1	1	1		
20	94050-08000	NUT, FLANGE, 8MM	1	1	1	1	1		
21	94103-08000	WASHER, PLAIN, 8MM	1	1	1	1	1		
22	95701-08050-00	BOLT, FLANGE, 8X50	1	1	1	1	1		
23	96400-08035-04	BOLT, FLANGE, 8X35	1	1	1	1	1		
24	96400-08050-00	BOLT, FLANGE, 8X50	1	1	1	1	1		



F-27

EXHAUST MUFFLER



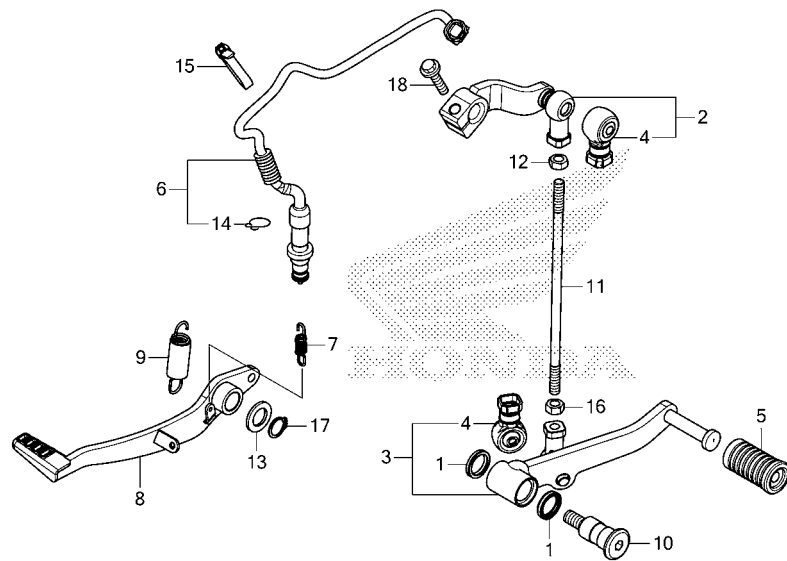
MKP7F2700

Ref. No.	Part No.	Description	Reqd. QTY					Serial No.	Parts catalogue code
			CB400 XA K	X K	XA K	XA L	XA M		
25	18180-MKP-J40ZB	COVER, EX. MANIFOLD *NH303M*							
		MAT AXIS GRAY METALLIC	1	1	1	1	1		
26	18190-MGZ-J40	COVER, SENSOR	1	1	1	1	1		
27	18195-MJW-J40	RUBBER, COVER MOUNT	2	2	2	2	2		
28	53781-SE0-952	CLIP, RETURN HOSE	1	1	1	1	1		
29	90119-MJW-J40	SCREW, PAN, 6X20	2	2	2	2	2		
30	95701-06014-07	BOLT, FLANGE, 6X14	2	2	2	2	2		

3

F-29

PEDAL



MKP7F2900

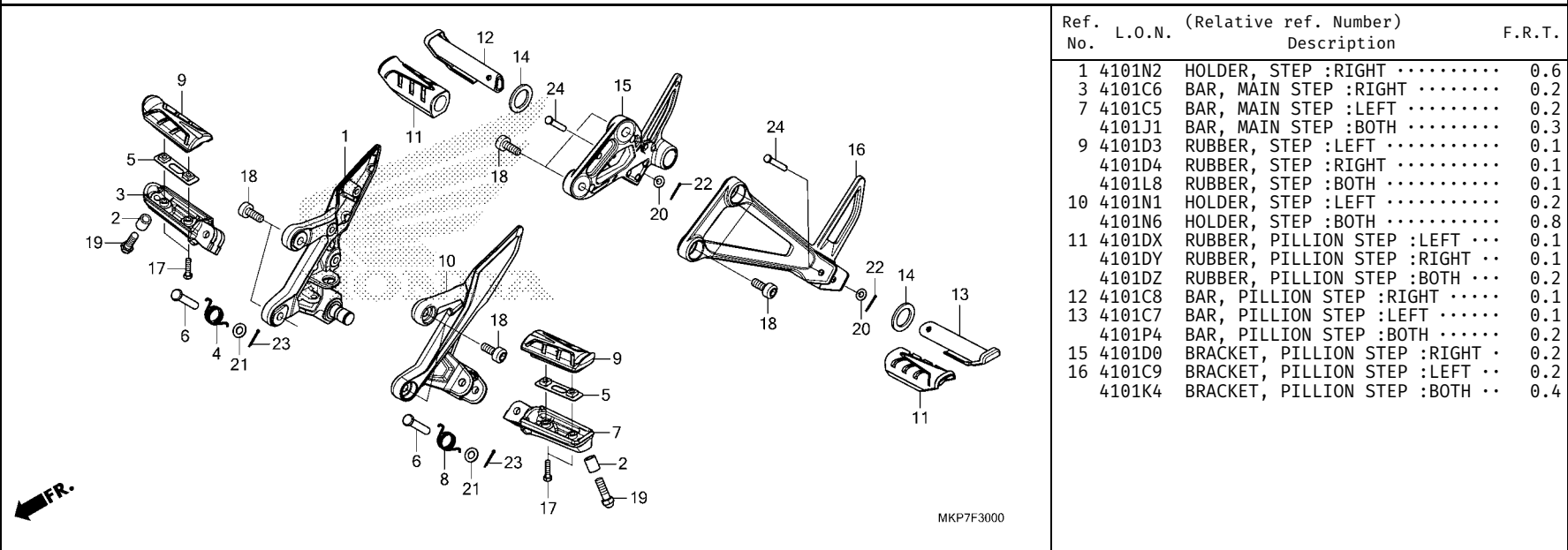
Ref. No.	L.O.N.	(Relative ref. Number) Description	F.R.T.
2	4101A2	ARM, GEAR CHANGE	0.1
3		(1)	
	4101A1	PEDAL, GEAR CHANGE	0.1
6	6151B5	SWITCH, REAR STOP :PEDAL SIDE	0.3
8	810160	PEDAL, REAR BRAKE	0.2
11	5101B5	ROD, CHANGE	0.1

Ref. No.	Part No.	Description	Reqd. QTY					Serial No.	Parts catalogue code
			CB400	X		CB500			
			XA	X	XA	XA	L	XA	
			K	K	K	L	M		
1	24706-MK3-770	RUBBER, DUST SEAL	2	2	2	2	2	2	
2	24710-MGZ-J00	ARM COMP., GEAR CHANGE	1	1	1	1	1	1	
3	24720-MGZ-J00	PEDAL COMP., GEAR CHANGE	1	1	1	1	1	1	
4	24724-MBW-D21	COVER, DUST	2	2	2	2	2	2	
5	24781-KR3-770	RUBBER, GEAR CHANGE PEDAL	1	1	1	1	1	1	
6	35350-MKP-J01	SWITCH ASSY., RR. STOP	1	1	1	1	1	1	
7	35357-HP0-A00	SPRING, STOP SWITCH	1	1	1	1	1	1	
8	46500-KYJ-900	PEDAL COMP., RR. BRAKE	1	1	1	1	1	1	
9	46513-KYJ-900	SPRING ASSY., BRAKE PEDAL	1	1	1	1	1	1	
10	90113-MGZ-J00	BOLT, CHANGE PIVOT	1	1	1	1	1	1	
11	90165-MGZ-J00	BOLT, TIE ROD	1	1	1	1	1	1	
12	90301-MGZ-J00	NUT, SPECIAL, 6MM (LEFT HAND THREAD)	1	1	1	1	1	1	
13	90557-230-000	WASHER, 15.2X25	1	1	1	1	1	1	
14	90601-KAF-003	CLIP, SWITCH COVER	1	1	1	1	1	1	
15	90651-KV6-003	BAND, WIRE, 165MM(BLACK)	1	1	1	1	1	1	
16	94001-06070-0S	NUT, HEX., 6MM	1	1	1	1	1	1	
17	94511-15000	CIRCLIP, EXTERNAL, 15MM	1	1	1	1	1	1	
18	95701-06020-07	BOLT, FLANGE, 6X20	1	1	1	1	1	1	



F-30

STEP



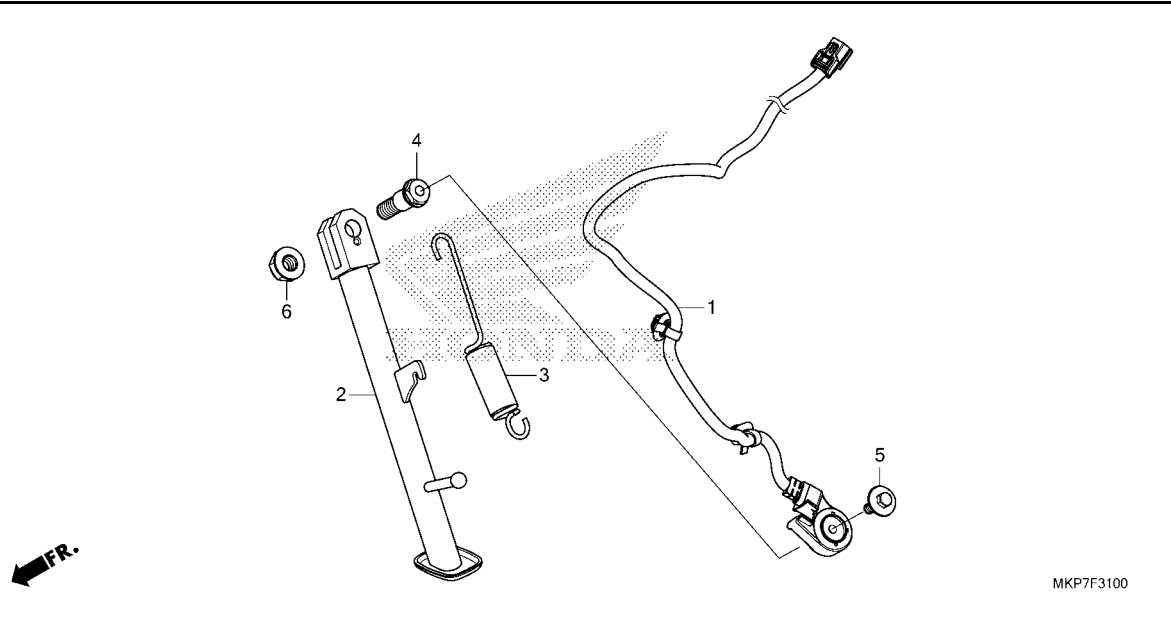
Ref. No.	L.O.N.	(Relative ref. Number) Description	F.R.T.
1	4101N2	HOLDER, STEP :RIGHT	0.6
3	4101C6	BAR, MAIN STEP :RIGHT	0.2
7	4101C5	BAR, MAIN STEP :LEFT	0.2
	4101J1	BAR, MAIN STEP :BOTH	0.3
9	4101D3	RUBBER, STEP :LEFT	0.1
	4101D4	RUBBER, STEP :RIGHT	0.1
	4101L8	RUBBER, STEP :BOTH	0.1
10	4101N1	HOLDER, STEP :LEFT	0.2
	4101N6	HOLDER, STEP :BOTH	0.8
11	4101DX	RUBBER, PILLION STEP :LEFT ..	0.1
	4101DY	RUBBER, PILLION STEP :RIGHT ..	0.1
	4101DZ	RUBBER, PILLION STEP :BOTH ..	0.2
12	4101C8	BAR, PILLION STEP :RIGHT	0.1
13	4101C7	BAR, PILLION STEP :LEFT	0.1
	4101P4	BAR, PILLION STEP :BOTH	0.2
15	4101D0	BRACKET, PILLION STEP :RIGHT ..	0.2
16	4101C9	BRACKET, PILLION STEP :LEFT ..	0.2
	4101K4	BRACKET, PILLION STEP :BOTH ..	0.4

Ref. No.	Part No.	Description	Reqd. QTY						Serial No.	Parts catalogue code
			CB400		CB500					
			XA	X	XA	XA	XA			
			K	K	K	L	M			
1	50600-MKP-J00	HOLDER, R. MAIN STEP.....	1	1	1	1	1			
2	50611-MKP-J80	COLLAR, 12.7X15.....	2	2	2	2	2			
3	50612-MM5-000	ARM, R. STEP.....	1	1	1	1	1			
4	50617-445-840	SPRING, R. STEP RETURN.....	1	1	1	1	1			
5	50619-MM5-000	PLATE, STEP SETTING.....	2	2	2	2	2			
6	50639-ML0-010	PIN, STEP BAR.....	2	2	2	2	2			
7	50642-MM5-000	ARM, L. STEP.....	1	1	1	1	1			
8	50644-445-840	SPRING, L. STEP RETURN.....	1	1	1	1	1			
9	50661-MJE-D00	RUBBER, MAIN STEP.....	2	2	2	2	2			
10	50700-MJW-J00	HOLDER, L. MAIN STEP.....	1	1	1	1	1			
11	50710-KYJ-900	RUBBER, PILLION STEP.....	2	2	2	2	2			
12	50711-KET-600	BAR, R. PILLION STEP.....	1	1	1	1	1			
13	50712-KET-600	BAR, L. PILLION STEP.....	1	1	1	1	1			
14	50714-KBA-930	PLATE, PILLION STEP SIDE.....	2	2	2	2	2			
15	50715-MKP-J80	HOLDER, R. PILLION STEP.....	1	1	1	1	1			
16	50725-MGZ-J00	HOLDER, L. PILLION STEP.....	1	1	1	1	1			
17	90115-MV9-000	BOLT, MAIN STEP RUBBER SETTING	4	4	4	4	4			
18	90116-MGZ-J00	BOLT, SOCKET, 8X22.....	8	8	8	8	8			
19	92501-08025-0A	BOLT, CAP, 8X25.....	2	2	2	2	2			
20	94101-06000	WASHER, PLAIN, 6MM.....	2	2	2	2	2			
21	94102-08000	WASHER, PLAIN, 8MM.....	2	2	2	2	2			
22	94201-16150	PIN, SPLIT, 1.6X15.....	2	2	2	2	2			
23	94201-20150	PIN, SPLIT, 2.0X15.....	2	2	2	2	2			
24	95015-82000	PIN B, PILLION STEP.....	2	2	2	2	2			

3

F-31

SIDE STAND



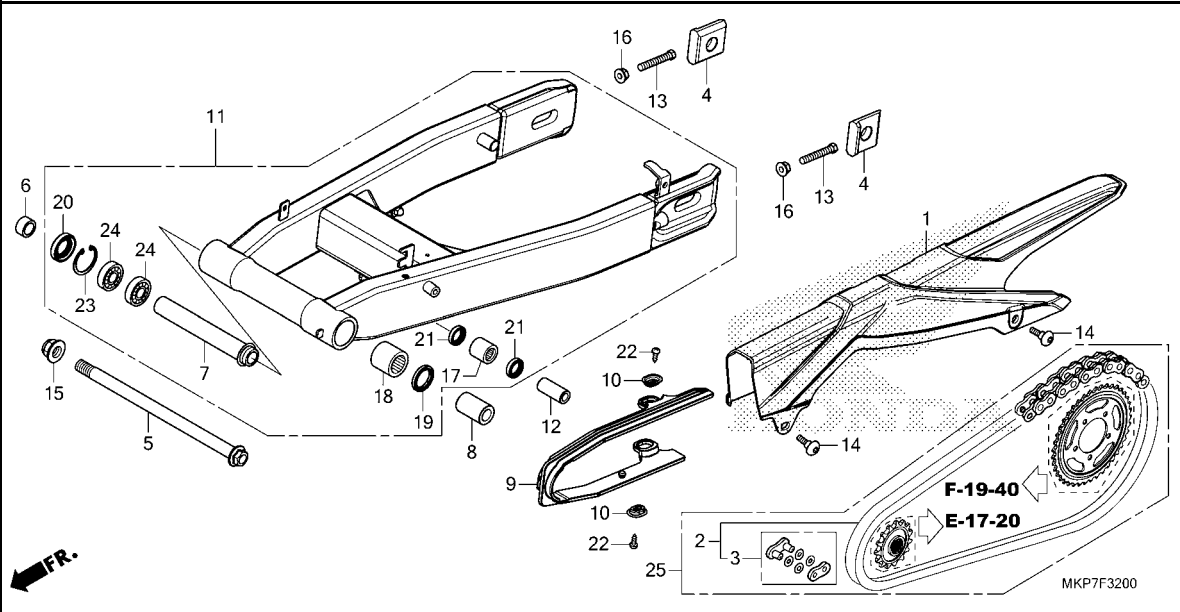
Ref. No.	L.O.N.	(Relative ref. Number) Description	F.R.T.
1	615195	SWITCH, SIDE STAND	0.5
2	410180	BAR, SIDE STAND	0.2
3	410182	SPRING, SIDE STAND	0.1

Ref. No.	Part No.	Description	Reqd. QTY					Serial No.	Parts catalogue code
			CB400	X		CB500			
			XA	X	XA	XA	XA		
			K	K	K	L	M		
1	35700-MKP-J01	SWITCH ASSY., SIDE STAND.....	1	1	1	1	1		
2	50530-MKP-K80	BAR COMP., SIDE STAND.....	1	-	-	-	-		
	50530-MKP-J80	-	1	1	1	1		
3	50542-MV4-000	SPRING ASSY., SIDE STAND.....	1	1	1	1	1		
4	90108-MR5-000	BOLT, SIDE STAND PIVOT.....	1	1	1	1	1		
5	90132-KYJ-960	BOLT, SPECIAL, 6X16.....	1	1	1	1	1		
6	90304-KGH-901	NUT, U, 10MM.....	1	1	1	1	1		



F-32

SWINGARM



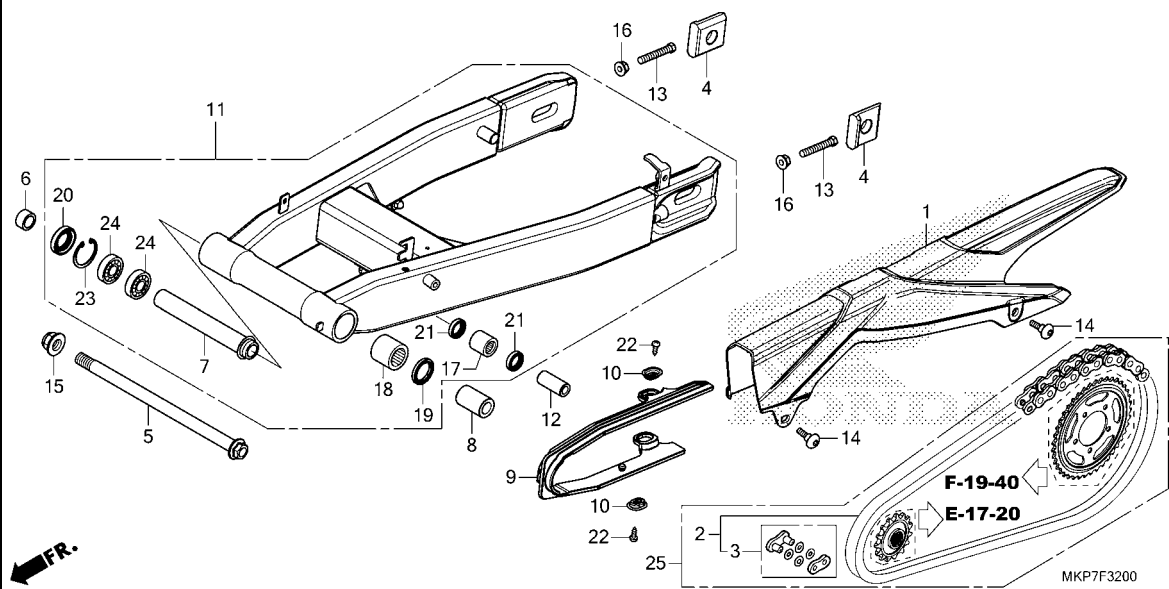
Ref. No.	L.O.N.	(Relative ref. Number) Description	F.R.T.
1	410195	CASE, DRIVE CHAIN	0.1
2	213165	CHAIN, DRIVE	0.5
9	4101E5	SLIDER, CHAIN	0.3
11	5121B0	SWINGARM ASSEMBLY	0.8
17	5121G9	BEARING, REAR CUSHION LINK PLATE	0.9
18	5121C8	BEARING, SWINGARM PIVOT :LEFT	1.1
24	5121C9	BEARING, SWINGARM PIVOT :RIGHT	0.9
		.NOTE: Same time for two units	
	5121D0	BEARING, SWINGARM PIVOT :BOTH	1.1
25	2131G4	CHAIN KIT, DRIVE	1.0

Ref. No.	Part No.	Description	Reqd. QTY					Serial No.	Parts catalogue code
			CB400 XA K	X K	XA K	XA L	XA M		
1	40510-MJW-J00	CASE, DRIVE CHAIN	1	1	1	1	1		
2	40540-K87-A02	CHAIN, DRIVE(RK) (RK520KL02-120LJFZ)	1	-	-	-	-		
	40540-MGS-D31	CHAIN, DRIVE(DAIDO) (DID520V0-120ZB)	1	-	-	-	-		
	40540-K87-A02	CHAIN, DRIVE(RK) (RK520KL02-120LJFZ)	-	1	1	1	1		
	40540-KYJ-902	CHAIN, DRIVE(DAIDO) (DID520VF-120ZB)	-	1	1	1	1		
3	40531-K87-A01	JOINT, DRIVE CHAIN(RK)	1	1	1	1	1		
	40545-MGS-D31	JOINT, DRIVE CHAIN(DAIDO)	1	-	-	-	-		
	40545-KYJ-902	JOINT, DRIVE CHAIN(DAIDO)	-	1	1	1	1		
4	42305-MKP-J00	COLLAR, RR. AXLE	2	2	2	2	2		
5	52101-MGZ-J00	BOLT, SWINGARM PIVOT	1	1	1	1	1		
6	52105-MJ0-000	COLLAR B, RR. FORK PIVOT	1	1	1	1	1		
7	52141-MGZ-J00	COLLAR, CENTER PIVOT DISTANCE	1	1	1	1	1		
8	52143-MGZ-J00	COLLAR, L. PIVOT DISTANCE	1	1	1	1	1		
9	52170-MKP-J00	SLIDER, CHAIN	1	1	1	1	1		
10	52171-KR6-000	WASHER, CHAIN SLIDER	2	2	2	2	2		
11	52200-MKP-J00	SWINGARM SUB ASSY., RR.	1	1	1	1	1		
12	52463-MGZ-J00	COLLAR, CUSHION CONNECTING ROD	1	1	1	1	1		
13	90106-MCF-D00	BOLT, HEX., 8X50	2	2	2	2	2		
14	90115-MGZ-J00	SCREW, SPECIAL, 6X14	2	2	2	2	2		

3

F-32

SWINGARM

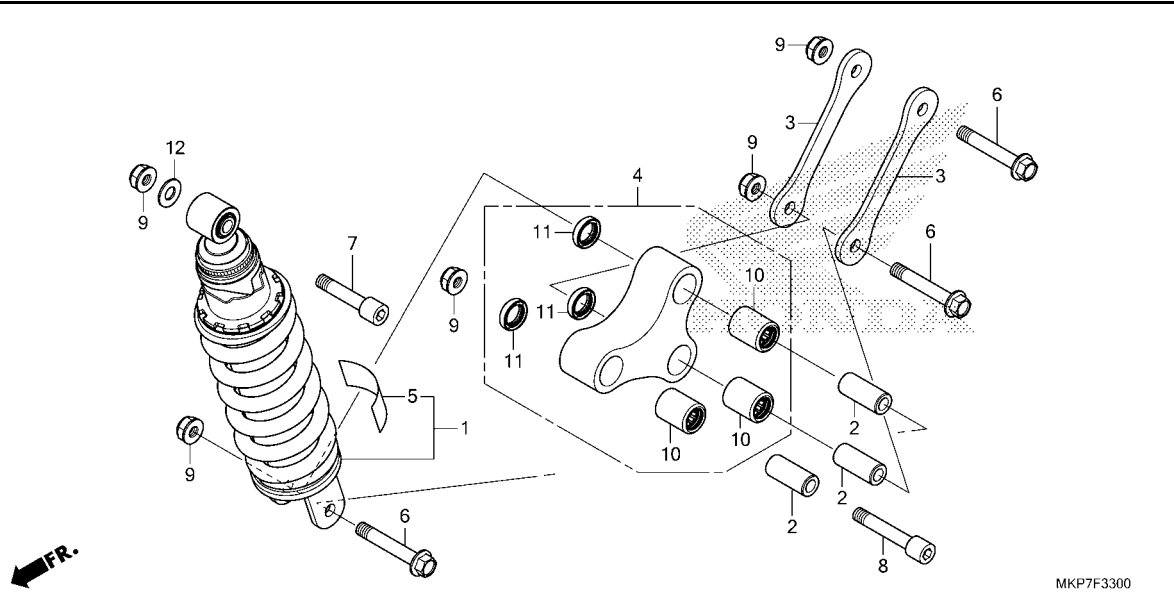


Ref. No.	Part No.	Description	Reqd. QTY					Serial No.	Parts catalogue code
			CB400 XA K	X K	XA K	XA L	XA M		
15	90305-GE8-003	NUT, U, 14MM.....	1	-	-	-	-		
	90305-KCJ-951	NUT, U, 14MM(FUJI SEIMITSU)...	-	1	1	1	1		
16	90309-357-000	NUT, HEX., 8MM.....	2	2	2	2	2		
17	91071-KV3-005	BEARING, NEEDLE(KOYO).....	1	1	1	1	1		
18	91071-MT7-003	BEARING, NEEDLE(NTN).....	1	1	1	1	1		
19	91202-MAL-601	DUST SEAL, 25X33X4.....	1	1	1	1	1		
20	91213-MB2-006	DUST SEAL, 22X35X7(NOK).....	1	1	1	1	1		
21	91262-KV3-831	DUST SEAL, 17X24X5(ARAI).....	2	2	2	2	2		
22	93901-25280	SCREW, TAPPING, 5X12.....	2	2	2	2	2		
23	94520-35000	CIRCLIP, INTERNAL, 35MM.....	1	1	1	1	1		
24	96100-62020-10	BEARING, RADIAL BALL, 6202...	2	2	2	2	2		
25	06406-MKP-D80	CHAIN KIT, DRIVE(520-15&41T)· (STANDARD LINK 112L)	-	-	1	-	1	-----	ED



F-33

REAR CUSHION



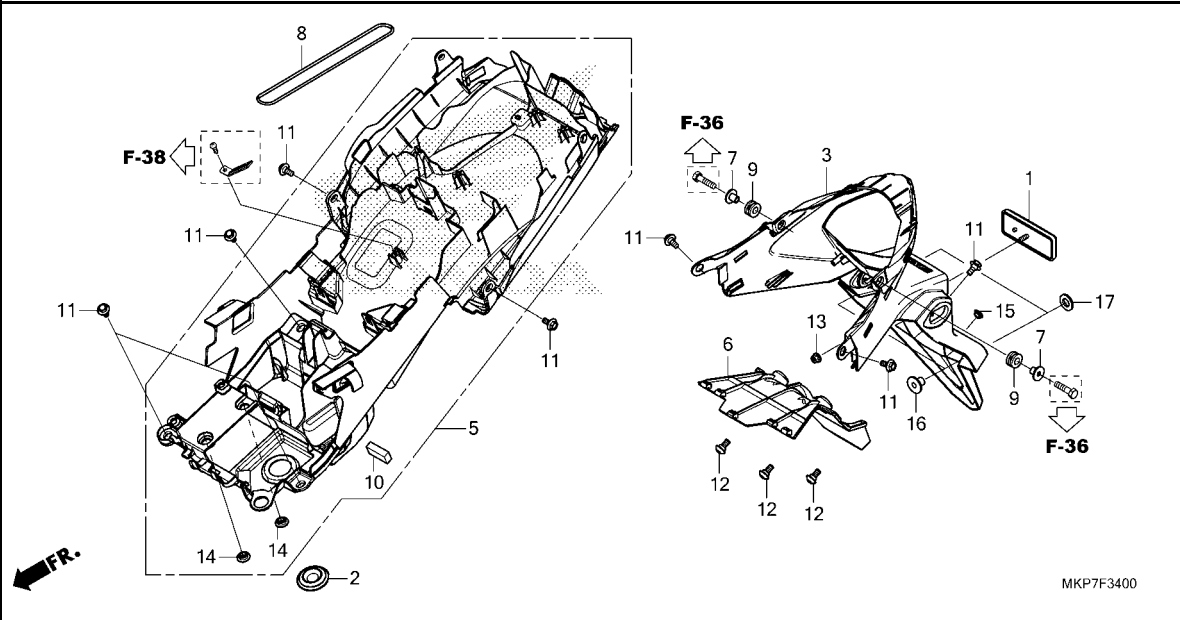
Ref. No.	L.O.N.	(Relative ref. Number) Description	F.R.T.
1	512115	CUSHION ASSY., REAR	0.7
3	5121C4	PLATE, REAR CUSHION LINK	0.3
.NOTE: Same time for two units			
4	512140	ARM, CUSHION	0.4
10	512146	BEARING, CUSHION ARM	0.6
	512146A	.Replace 1 bearing add	0.1

Ref. No.	Part No.	Description	Reqd. QTY					Serial No.	Parts catalogue code
			CB400	X	XA	XA	XA		
			XA	K	K	L	M		
1	52400-MKP-S81	CUSHION ASSY., RR.(SHOWA)	1	-	-	-	-		
	52400-MKP-A81	-	1	1	-	1	----- MA	
	52400-MKP-H81	-	-	1	1	1	----- CH	
	52400-MKP-G81	-	-	1	1	1	----- KO	
	52400-MKP-D81	-	-	1	-	1	----- ED,U	
	52400-MKP-307	-	-	1	-	1	----- IN	
2	52463-MGZ-J00	COLLAR, CUSHION CONNECTING ROD	3	3	3	3	3		
3	52471-MKP-J00	PLATE, CUSHION CONNECTING ROD	2	2	2	2	2		
4	52465-MKP-J00	ARM SUB ASSY., CUSHION	1	1	1	1	1		
5	87516-MBL-610	LABEL, RR. DAMPER	1	1	1	-	1	----- MA,SI	
	87516-MJF-H10	LABEL, RR. DAMPER(CHINESE) ...	-	-	1	1	1	----- CH	
	87516-KFK-750	LABEL, RR. DAMPER(KOREAN)	-	-	1	1	1	----- KO	
	87516-MCA-G60	LABEL, RR. DAMPER(PICTOGRAPH)	-	-	1	-	1	----- ED,U	
	87516-KZZ-L40	LABEL, RR. DAMPER(INDONESIAN)	-	-	1	-	1	----- IN	
6	90121-MGZ-J00	BOLT, FLANGE, 10X62	3	3	3	3	3		
7	90122-MGZ-J00	BOLT, SOCKET, 10X48	1	1	1	1	1		
8	90123-MGZ-J00	BOLT, SOCKET, 10X58	1	1	1	1	1		
9	90304-GE8-003	NUT, U, 10MM(FUSE RASHI)	5	-	-	-	-		
	90304-KGH-901	NUT, U, 10MM	-	5	5	5	5		
10	91052-MGS-D31	BEARING, NEEDLE, 17X24X30	3	3	3	3	3		
11	91262-KV3-831	DUST SEAL, 17X24X5(ARAI)	3	3	3	3	3		
12	94101-10800	WASHER, PLAIN, 10MM	1	1	1	1	1		

3

F-34

REAR FENDER



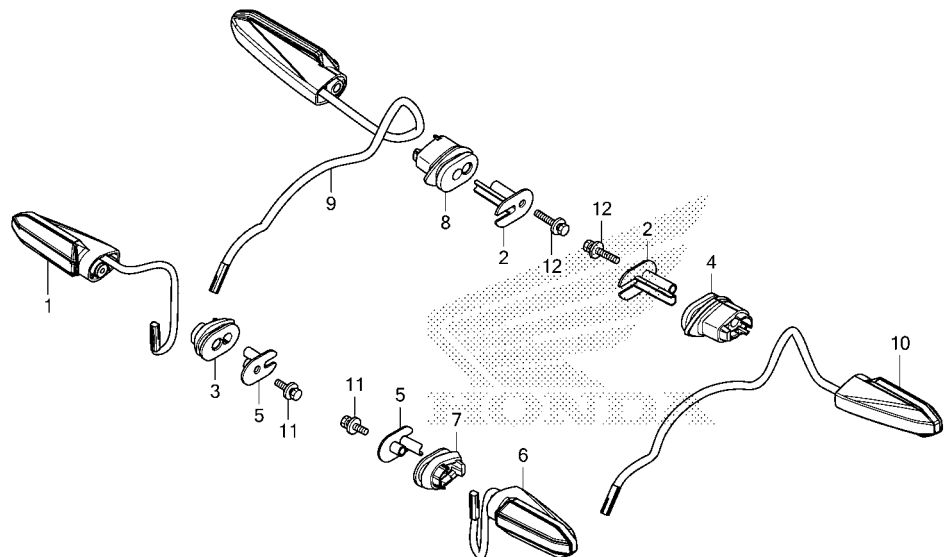
Ref. No.	L.O.N.	(Relative ref. Number) Description	F.R.T.
3	413105	FENDER A, REAR	0.6
5	413110	FENDER B, REAR	1.8
6	413124	COVER, REAR UNDER	0.1

Ref. No.	Part No.	Description	Reqd. QTY					Serial No.	Parts catalogue code
			CB400	X		CB500			
			XA	X	XA	XA	XA		
			K	K	K	L	M		
1	33741-KPL-902	REFLECTOR, REFLEX	1	1	1	1	1	----- ED,IN,KO,MA,SI,U	
	33742-KVJ-911	REFLECTOR, RR. REFLEX	-	-	-	-	-	----- CH	
	33742-KVJ-912	-	-	-	1	1	----- CH	
2	64285-MKP-J00	GROMMET, INNER PANEL	1	1	1	1	1		
3	80100-MGZ-J01ZA	FENDER SET A, RR.(WL)							
	TYPE1	1	-	1	-	1	----- IN,SI	
	80100-MGZ-D01ZA	*TYPE1*	-	1	1	1	1	----- ED,KO,MA,U	
	80100-MJV-H01ZA	*TYPE1*	-	-	1	1	1	----- CH	
5	80104-MKP-J80	FENDER ASSY. B, RR.	1	1	1	1	1		
6	80106-MGZ-J00	COVER, RR. FENDER	1	1	1	1	1		
7	80113-MGZ-J00	COLLAR, TAILLIGHT	2	2	2	2	2		
8	80123-KPP-900	BAND, TOOL	1	1	1	1	1		
9	83545-KCJ-690	RUBBER, SIDE COVER	2	2	2	2	2		
10	83705-MT3-300	RUBBER, SIDE COVER SPONGE	1	1	1	1	1		
11	90111-187-000	BOLT, FLANGE, 6MM	8	8	8	8	8		
12	90115-MGZ-J00	SCREW, SPECIAL, 6X14	3	3	3	3	3		
13	90301-KWN-901	NUT, U, 5MM	1	1	1	1	1		
14	90503-MJE-D40	COLLAR, MOUNTING	2	2	2	2	2		
15	90852-KPP-T00	PLUG, HOLE	1	-	1	-	1	----- IN,SI	
16	44125-MN5-000	COLLAR, FR. WHEEL COVER	2	-	-	-	-		
	(FOR RR.)								
17	94103-06800	WASHER, PLAIN, 6MM	2	-	-	-	-		



F-35

WINKER



←FR.

MKP7F3500

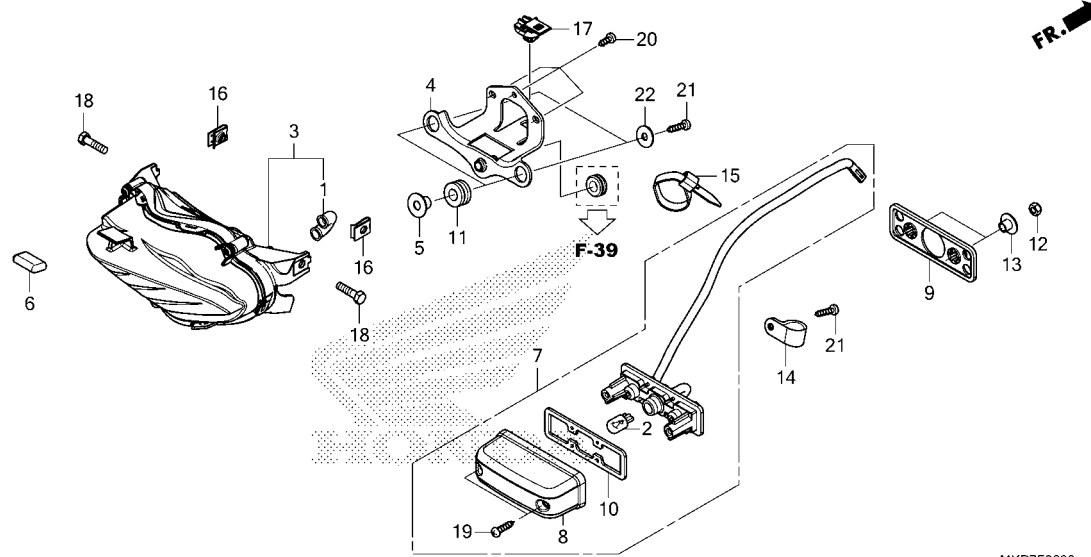
Ref. No.	L.O.N.	(Relative ref. Number) Description	F.R.T.
1	6161C4	WINKER :RIGHT FRONT	0.3
6	6161C3	WINKER :LEFT FRONT	0.3
	6161C5	WINKER :BOTH FRONT	0.6
9	6161C7	WINKER :RIGHT REAR	0.6
10	6161C6	WINKER :LEFT REAR	0.6
	6161C8	WINKER :BOTH REAR	0.7

Ref. No.	Part No.	Description	Reqd. QTY					Serial No.	Parts catalogue code
			CB400	X		CB500			
			XA	K	XA	XA	XA		
1	33400-MKP-K01	WINKER ASSY., R. FR.....	1	-	-	-	-		
	33400-MKH-D01	-	1	1	1	1	----- ED, IN, KO, MA, U	
	33400-MKH-C01	-	-	1	1	1	----- CH	
2	33411-MKK-A00	COLLAR, WINKER.....	2	2	2	2	2		
3	33412-KZZ-J00	RUBBER, R. WINKER MOUNTING...	1	1	1	1	1		
4	33412-MKK-A00	RUBBER, R. WINKER MOUNTING... (L. SIDE)	1	1	1	1	1		
5	33415-KZZ-J00	COLLAR, WINKER.....	2	2	2	2	2		
6	33450-MKP-K01	WINKER ASSY., L. FR.....	1	-	-	-	-		
	33450-MKH-D01	-	1	1	1	1	----- ED, IN, KO, MA, U	
	33450-MKH-C01	-	-	1	1	1	----- CH	
7	33452-KZZ-J00	RUBBER, L. WINKER MOUNTING...	1	1	1	1	1		
8	33452-MKK-A00	RUBBER, L. WINKER MOUNTING... (R. SIDE)	1	1	1	1	1		
9	33600-MKP-D81	WINKER ASSY., R. RR.....	1	1	1	1	1	----- ED, IN, KO, MA, SI, U	
	33600-MKP-H81	-	-	1	1	1	----- CH	
10	33650-MKP-D81	WINKER ASSY., L. RR.....	1	1	1	1	1	----- ED, IN, KO, MA, SI, U	
	33650-MKP-H81	-	-	1	1	1	----- CH	
11	93411-05025-08	BOLT-WASHER, 5X25.....	2	2	2	2	2		
12	93411-05040-08	BOLT-WASHER, 5X40.....	2	2	2	2	2		

3

F-36

TAILLIGHT



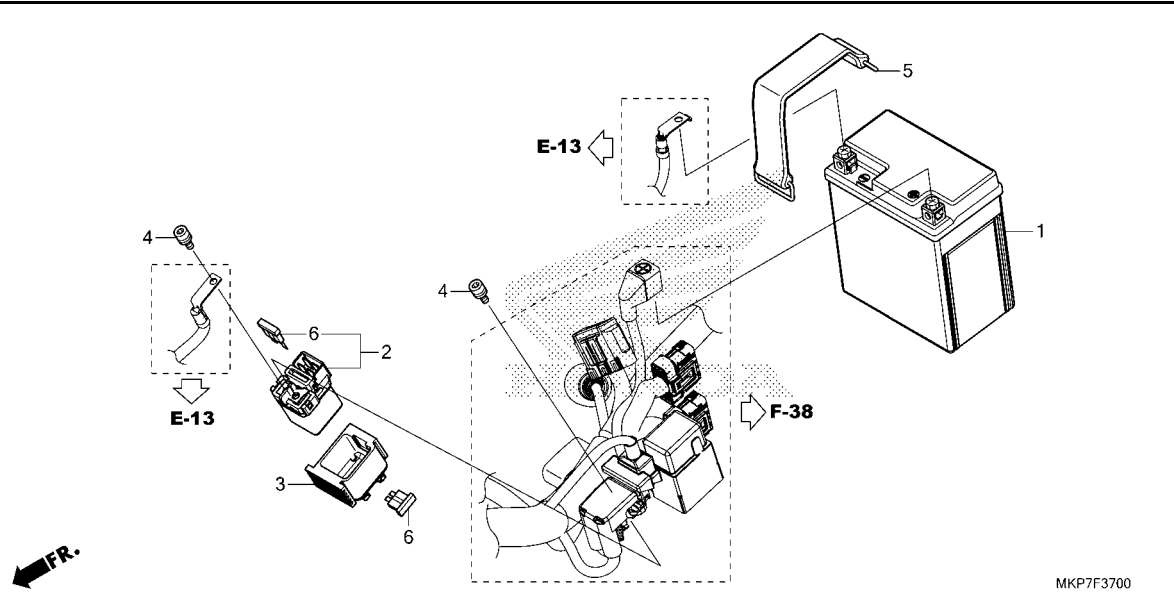
Ref. No.	L.O.N.	(Relative ref. Number) Description	F.R.T.
2		(8,10)	
6161F3		BULB, LICENSE LIGHT	0.1
3		6161D5 TAILLIGHT UNIT	0.6
7		(9)	
6161D8		LIGHT, LICENSE	0.6

Ref. No.	Part No.	Description	Reqd. QTY					Serial No.	Parts catalogue code
			CB400	X		CB500			
			XA	X	XA	XA	XA		
			K	K	K	L	M		
1	33113-MJW-J80	TUBE, VENT	1	1	1	1	1		
2	33301-SA0-741	BULB(12V 5W)(STANLEY)	1	1	1	1	1		
3	33701-MJW-J82	TAILLIGHT UNIT	1	1	1	1	1		
4	33702-MJW-J80	STAY, TAILLIGHT	1	1	1	1	1		
5	33705-MGZ-J00	COLLAR, TAILLIGHT	2	2	2	2	2		
6	33706-MFN-D00	SUSPENSION, TAILLIGHT	1	1	1	1	1		
7	33720-MGZ-J01	LIGHT ASSY., LICENSE(12V 5W)	1	1	1	1	1	-----	ED, IN, KO, MA, SI, U
	33720-MJW-H91	-	-	1	1	1	-----	CH
8	33722-KWN-901	COVER COMP., LICENSE	1	1	1	1	1	-----	ED, IN, KO, MA, SI, U
	33721-KZL-931	-	-	1	1	1	-----	CH
9	33728-KPP-T00	RUBBER, LICENSE LIGHT	1	1	1	1	1		
10	33729-MCZ-003	PACKING, LENS	1	1	1	1	1	-----	ED, IN, KO, MA, SI, U
	33729-KPH-W00	-	-	1	1	1	-----	CH
11	83545-KCJ-690	RUBBER, SIDE COVER	2	2	2	2	2		
12	90302-KVB-T01	NUT, U, 5MM	2	2	2	2	2		
13	90505-MGZ-A00	COLLAR	2	2	2	2	2		
14	90628-750-000	CLIP(14MM)	1	1	1	1	1		
15	90652-KT1-771	BAND, WIRE(BLACK)	1	1	1	1	1		
16	90677-KAN-T00	NUT, CLIP, 5MM	2	2	2	2	2		
17	91535-TA0-003	CLIP, COUPLER(DARK BROWN)	1	1	1	1	1		
18	92101-05020-0A	BOLT, HEX., 5X20	2	2	2	2	2		
19	93901-24480	SCREW, TAPPING, 4X16	2	2	2	2	2	-----	ED, IN, KO, MA, SI, U
	33609-KVR-C01	SCREW, TAPPING, 4.2X16	-	-	2	2	2	-----	CH
20	93903-24380	SCREW, TAPPING, 4X12	3	3	3	3	3		
21	93903-24420	SCREW, TAPPING, 4X16	3	3	3	3	3		
22	94103-04000	WASHER, PLAIN, 4MM	2	2	2	2	2		



F-37

BATTERY



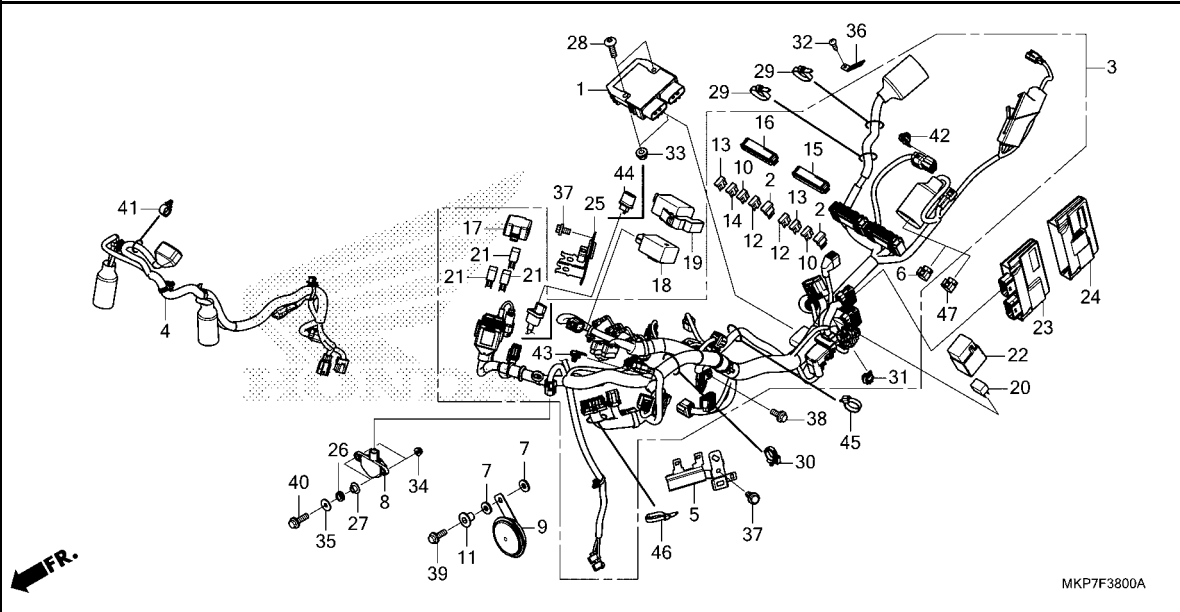
Ref. No.	L.O.N.	(Relative ref. Number) Description	F.R.T.
1	610100	BATTERY	0.2
2	615113	SWITCH, STARTER MAGNETIC	0.3

Ref. No.	Part No.	Description	Reqd. QTY					Serial No.	Parts catalogue code
			CB400		CB500				
			XA	X	XA	XA	XA		
			K	K	K	L	M		
1	31500-KZZ-J11	BATTERY(YTZ8V)(YUASA)	1	-	-	-	-		
	31500-KZZ-J81	-	1	1	-	1	----- ED,MA,U	
	31500-MKP-H01	BATTERY(YTZ8V)(GS YUASA)	-	-	1	1	1	----- CH	
	31500-KZZ-L61	BATTERY(YTZ8V)(YUASA)	-	-	1	1	1	----- KO	
	31500-KZZ-L41	-	-	1	-	1	----- IN	
2	35850-MT4-003	SWITCH ASSY., STARTER MAGNETIC	1	1	1	1	1		
3	35856-MGZ-B00	RUBBER, SHOCK	1	1	1	1	1		
4	90111-MR5-000	BOLT, SOCKET, 5X9	2	2	2	2	2		
5	95012-17001	BAND F, BATTERY(155MM)	1	1	1	1	1		
6	98200-33000	FUSE, BLADE(30A)	2	2	2	2	2		



F-38

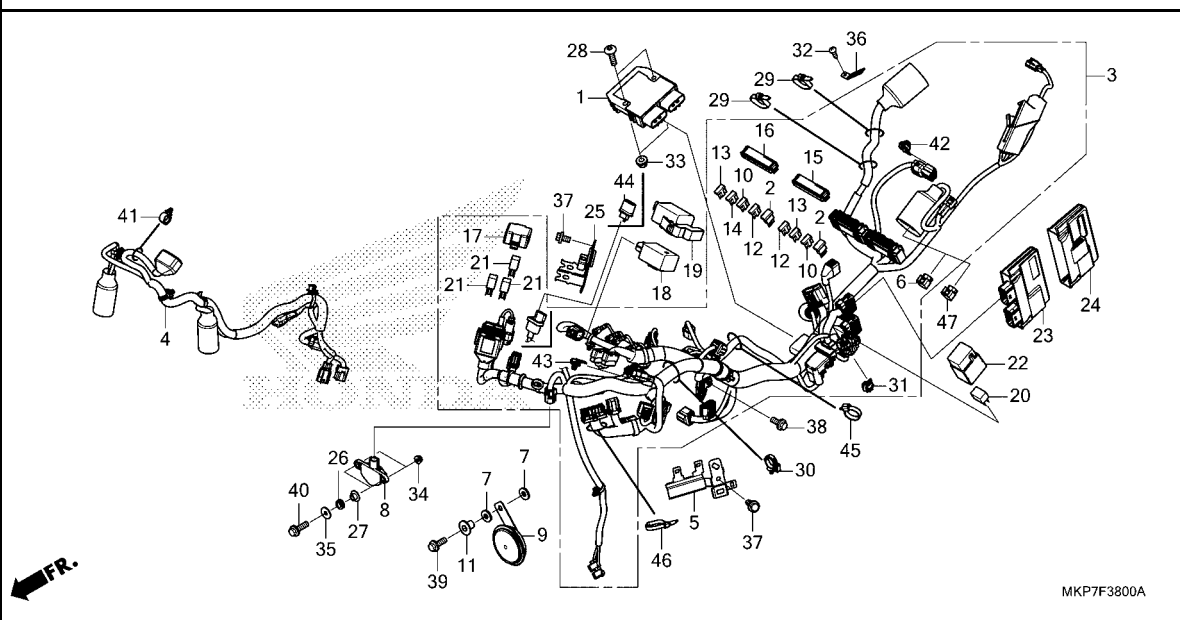
WIRE HARNESS



Ref. No.	L.O.N.	(Relative ref. Number) Description	F.R.T.
1	6131B2	RECTIFIER, REGULATE	2.0
2	6131B4	DIODE, THREE WAY	0.2
	6131B4A	.Replace 1 diode add	0.1
3	611100	HARNESS, WIRE	2.4
	611100B	.ABS add	0.3
4	6111D7	SUB HARNESS, FRONT	0.8
8	617125	SENSOR, BANK ANGLE	1.1
9	616169	HORN	0.2
18	(44)		
	6111C3	RELAY, WINKER	0.7
20	6111H0	RELAY, FI IGNITION	0.2
21	6111B6	RELAY, ENGINE STOP	0.3
	6111D9	RELAY, FAN CONTROL	0.3
	6111G1	RELAY, FUEL PUMP	0.3
23	618135	ENGINE CONTROL MODULE(ECM) ...	0.3

Ref. No.	Part No.	Description	Reqd. QTY					Serial No.	Parts catalogue code
			CB400 XA K	X K	XA K	CB500 XA L	XA M		
1	31600-MKN-D51	RECTIFIER ASSY., REGULATE	1	1	1	1	1		
2	31730-MAS-601	DIODE ASSY., THREE WAY (SUMITOMO)	2	2	2	2	2		
3	32100-MKP-K80	HARNESS, WIRE	1	-	-	-	-		
	32100-MKP-M90	-	1	-	-	-		
	32100-MKP-H80	-	-	1	1	-	----- CH	
	32100-MKP-G80	-	-	1	1	-	----- KO	
	32100-MKP-T80	-	-	1	-	-	----- ED	
	32100-MKP-M80	-	-	1	-	-	----- IN, MA, U	
	32100-MKP-HL0	-	-	-	-	1	----- CH	
	32100-MKP-TL0	-	-	-	-	1	----- ED, KO	
	32100-MKP-ML0	-	-	-	-	1	----- IN, MA, U	
4	32103-MKP-K80	SUB HARNESS, FR.	1	-	-	-	-		
	32103-MKP-T80	-	1	1	1	1	----- ED, IN, KO, MA, U	
	32103-MKP-H80	-	-	1	1	1	----- CH	
5	32206-MGZ-J00	STAY, COUPLER	1	1	1	1	1		
6	32606-MKK-H11	CAP, DUMMY(6P)(RED)	1	1	1	-	-	----- ED, IN, KO, MA, SI, U	
	91771-MKK-H11	-	-	1	-	-	----- CH	
7	33714-KL3-620	RUBBER, TAILLIGHT BRACKET	2	2	2	2	2		
8	35160-MGS-D31	SENSOR ASSY., BANK ANGLE	1	1	1	1	1		
9	38110-MGZ-J01	HORN COMP.(HIGH)	1	1	1	1	1	----- ED, IN, KO, MA, SI, U	
	38110-MJW-H12	-	-	1	-	-	----- CH	
	38110-MJW-H13	-	-	-	1	1	----- CH	
10	38221-SNA-A31	FUSE, BLADE(7.5A)	6	5	6	6	6		
11	38117-KFE-701	COLLAR, HORN SETTING	1	1	1	1	1		
12	38221-SNA-A41	FUSE, BLADE(10A)	2	2	2	2	2		



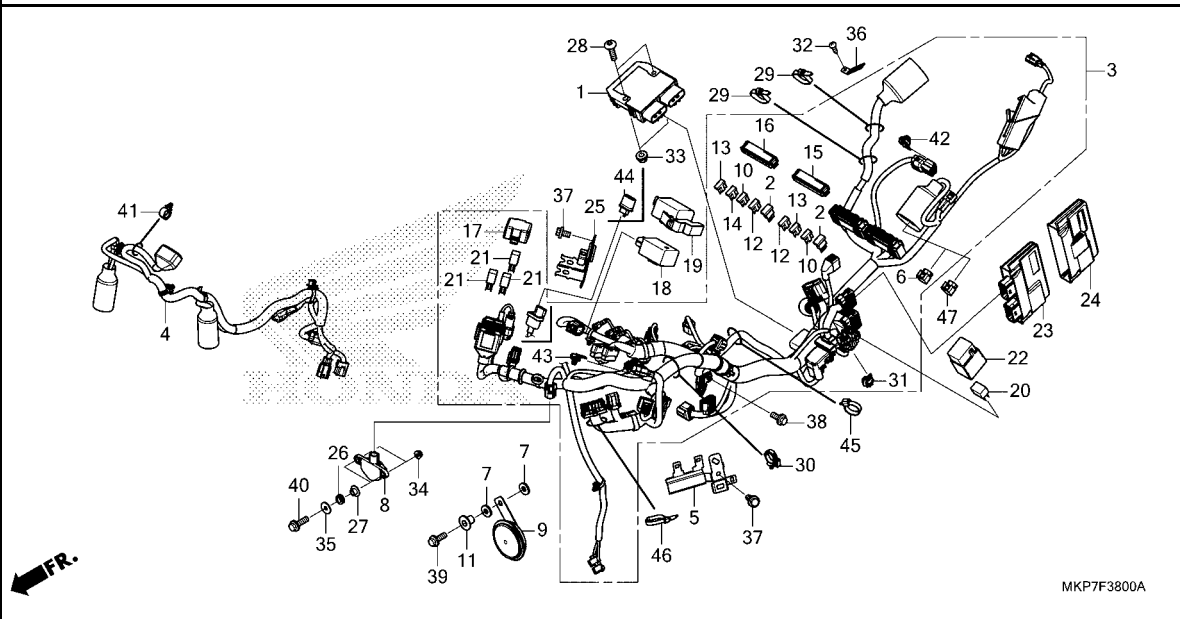


Ref. No.	Part No.	Description	Reqd. QTY						Serial No.	Parts catalogue code
			CB400		CB500					
			XA	X	XA	XA	XA			
			K	K	K	L	M			
13	38221-SNA-A51	FUSE, BLADE(15A).....	3	3	3	3	3			
14	38221-SNA-A81	FUSE, BLADE(30A).....	3	-	3	3	3			
15	38255-MKP-T80	COVER COMP., UPPER.....	1	1	1	1	1			
16	38256-MKP-T80	COVER COMP., UPPER.....	1	-	1	1	1			
	38256-MKP-A90	-	1	-	-	-			
17	38281-MGZ-J01	COVER, RELAY BOX.....	1	1	1	1	1			
18	38301-MKJ-D01	RELAY COMP., WINKER(LED).....	1	-	1	-	-	-----	ED, IN, MA, SI, U	
			-	-	-	-	1	-----	ED, IN, KO, MA, U	
19	38306-MKP-D00	SUSPENSION, WINKER RELAY.....	1	-	1	-	-	-----	ED, IN, MA, SI, U	
			-	-	-	-	1	-----	ED, IN, KO, MA, U	
20	38501-KWN-901	RELAY COMP., POWER (MICRO ISO 4P)(OMRON)	1	1	1	1	1			
21	38501-MEL-003	RELAY ASSY., POWER (MICRO ISO 4P)	3	3	3	3	3			
22	38506-KZZ-900	COVER, RELAY(2P).....	1	1	1	1	1			
23	38770-MKP-S81	PGM-FI UNIT.....	1	-	-	-	-			
	38770-MKP-M81	-	1	1	-	1	-----	MA, U	
	38770-MKP-H81	-	-	1	1	1	-----	CH	
	38770-MKP-G81	-	-	1	1	-	-----	KO	
	38770-MKP-N81	-	-	1	-	1	-----	IN	
	38770-MKP-D81	-	-	1	-	-	-----	ED	
	38770-MKP-DL1	-	-	-	-	1	-----	ED	
	38770-MKP-GL1	-	-	-	-	1	-----	KO	
24	38774-MKP-D00	CUSHION, PGM-FI UNIT.....	1	1	1	1	1			
25	50194-MGZ-J00	STAY, RELAY BOX.....	1	1	1	1	1			
26	64535-MFJ-D00	RUBBER, SIDE COVER.....	2	2	2	2	2			



F-38

WIRE HARNESS

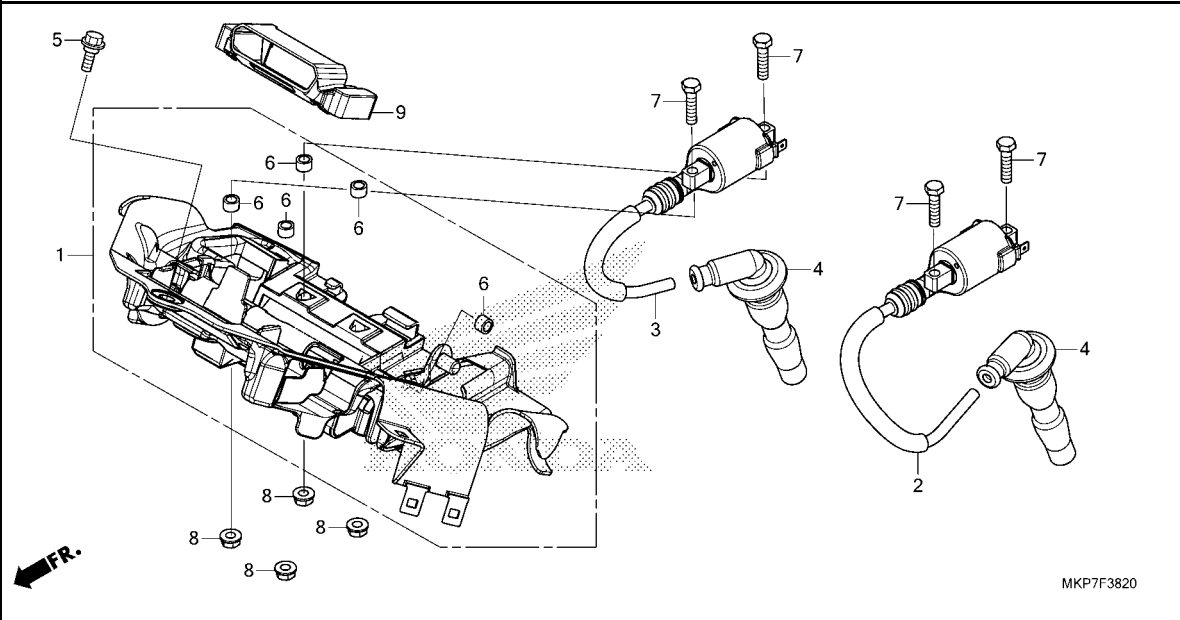


Ref. No.	Part No.	Description	Reqd. QTY						Serial No.	Parts catalogue code
			CB400		CB500					
			XA	X	XA	XA	XA			
			K	K	K	L	M			
27	90129-MGZ-J00	COLLAR, BANK ANGLE SENSOR	2	2	2	2	2			
28	90135-K87-A00	SCREW, PAN, 6X25	2	2	2	2	2			
29	90652-KT1-771	BAND, WIRE(BLACK)	2	-	2	2	2			
30	90652-HC4-003	CLAMP, HARNESS	1	1	1	1	1			
31	91535-STK-003	CLIP, COUPLER(DARK BLUE)	1	1	1	1	1			
32	93903-24380	SCREW, TAPPING, 4X12	1	1	1	1	1			
33	94050-06070	NUT, FLANGE, 6MM	2	2	2	2	2			
34	94050-06080	NUT, FLANGE, 6MM	2	2	2	2	2			
35	94103-06800	WASHER, PLAIN, 6MM	2	2	2	2	2			
36	94591-49000	CLIP, 4X90	1	1	1	1	1			
37	95701-06010-00	BOLT, FLANGE, 6X10	2	2	2	2	2			
38	95701-06014-08	BOLT, FLANGE, 6X14	1	1	1	1	1			
39	95701-06020-07	BOLT, FLANGE, 6X20	1	1	1	1	1			
40	95701-06022-08	BOLT, FLANGE, 6X22	2	2	2	2	2			
41	90683-SA0-003	CLIP, WIRE HARNESS, 25MM	1	1	1	1	1			
42	91535-TA0-003	CLIP, COUPLER(DARK BROWN)	1	1	1	1	1			
43	91565-SEL-003	CLIP, COUPLER(BLACK)	1	1	1	1	1			
44	38301-KZZ-J01	RELAY COMP., WINKER(LED)	-	1	-	1	-			
			-	-	1	-	-		CH, KO	
			-	-	-	-	1		CH	
45	90650-KV6-003	BAND, WIRE, 95MM	-	1	-	-	-			
46	90651-KV6-003	BAND, WIRE, 165MM(BLACK)	-	1	1	-	1		IN, MA, U	
47	91771-MKK-H11	CAP, DUMMY(6P)(RED)	-	-	-	-	1			



F-38-20

IGNITION COIL



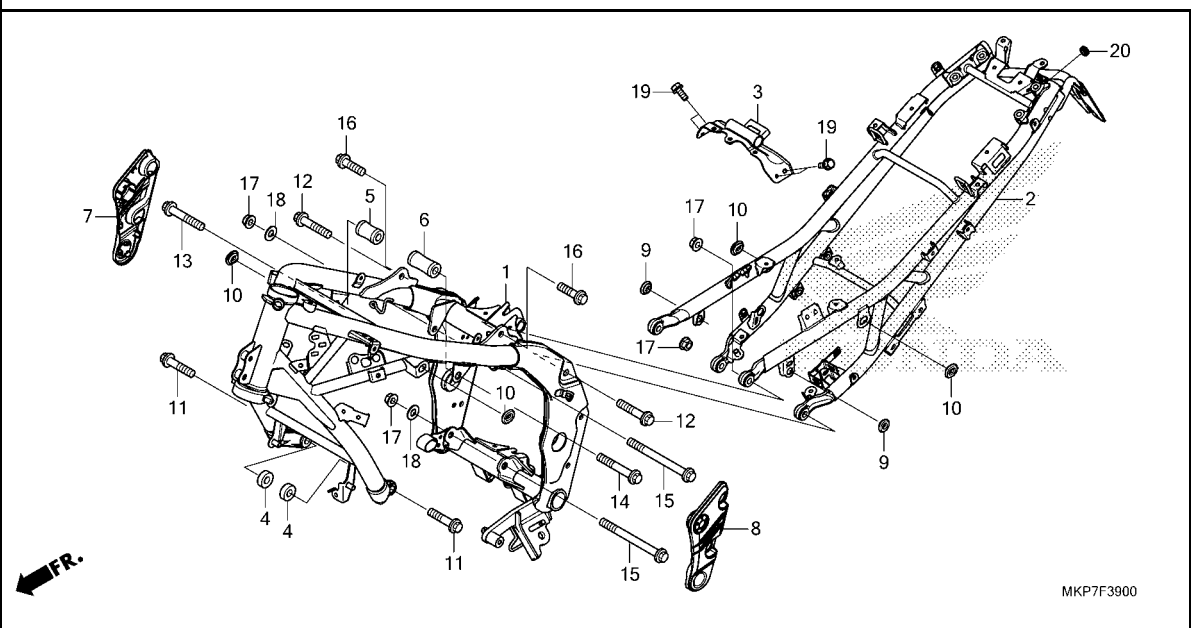
Ref. No.	L.O.N.	(Relative ref. Number) Description	F.R.T.
1	6181C4	TRAY, CONTROL UNIT	0.9
2	6141C8	COIL, IGNITION :LEFT	1.1
3	6141C9	COIL, IGNITION :RIGHT	1.1
	6141A5	COIL, IGNITION :FOR 1 VEHICLE	1.3
4	6141E3	CAP, NOISE SUPPRESSOR	1.0
	6141E4	CAP, NOISE SUPPRESSOR :FOR 1 VEHICLE	1.1



Ref. No.	Part No.	Description	Reqd. QTY					Serial No.	Parts catalogue code
			CB400	X		CB500			
			XA	X	XA	XA	XA		
			K	K	K	L	M		
1	19125-MGZ-J00	TRAY, IGNITION COIL.....	1	1	1	1	1		
2	30510-MGZ-J01	COIL COMP., L. IGNITION.....	1	1	1	1	1		
3	30520-MGZ-J01	COIL COMP., R. IGNITION.....	1	1	1	1	1		
4	30700-MGZ-J01	CAP ASSY., NOISE SUPPRESSOR..	2	2	2	2	2		
5	90111-162-000	BOLT, FLANGE, 6MM.....	1	1	1	1	1		
6	90312-GFM-970	COLLAR, BODY COVER.....	5	5	5	5	5		
7	92101-06025-0A	BOLT, HEX., 6X25.....	4	4	4	4	4		
8	94050-06080	NUT, FLANGE, 6MM.....	4	4	4	4	4		
9	38774-MGZ-J00	CUSHION, PGM-FI UNIT.....	-	1	-	1	-		
			-	-	1	-	-	-----	CH, KO
			-	-	-	-	1	-----	CH

F-39

FRAME BODY



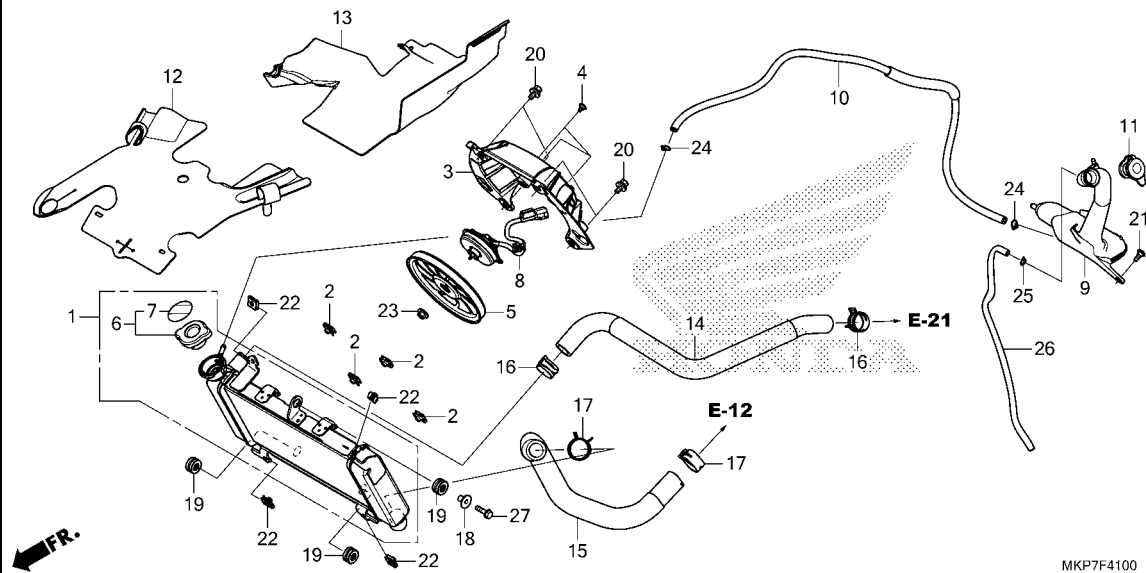
Ref. No.	L.O.N.	(Relative ref. Number) Description	F.R.T.
1	410100	BODY, FRAMEINCLUDES: Engine removal and installation	7.2
	410100B	.ABS add	0.7
2	410157	SEAT RAIL	2.2
3	3101B1	STAY, FUEL TANK REAR	0.8
7	4101C2	COVER, PIVOT PLATE :RIGHT	0.1
8	4101C1	COVER, PIVOT PLATE :LEFT	0.1
	4101M5	COVER, PIVOT PLATE :BOTH	0.1

Ref. No.	Part No.	Description	Reqd. QTY					Serial No.	Parts catalogue code
			CB400	X	XA	XA	XA		
			XA	K	K	L	M		
1	50100-MKP-J80ZA	BODY COMP., FRAME *NH303M*							
		MAT AXIS GRAY METALLIC	1	-	1	1	1	-----	CH,ED,KO,SI
	50100-MKP-C80ZA	*NH303M*							
		MAT AXIS GRAY METALLIC	-	1	1	-	1	-----	IN,MA,U
2	50240-MKP-J80ZA	RAIL COMP., SEAT *NH303M*							
		MAT AXIS GRAY METALLIC	1	1	1	1	-		
	50240-MKP-J80ZB	*R340C*.....CANDY ROSY RED	-	-	-	-	1		
3	50295-MGZ-J00	BRACKET COMP., FUEL TANK.....	1	1	1	1	1		
4	50351-MGZ-J01	COLLAR A, ENGINE HANGER.....	2	2	2	2	2		
5	50353-MGZ-J00	COLLAR B, R. ENGINE HANGER...	1	1	1	1	1		
6	50354-MGZ-J00	COLLAR B, L. ENGINE HANGER...	1	1	1	1	1		
7	50401-MJW-J00	COVER, R. PIVOT.....	1	1	1	1	1		
8	50451-MJW-J00	COVER, L. PIVOT.....	1	1	1	1	1		
9	83551-376-000	GROMMET, SIDE COVER.....	2	2	2	2	2		
10	83551-300-000	GROMMET, AIR CLEANER CASE....	4	4	4	4	4		
11	90101-MGZ-J00	BOLT, FLANGE, 10X40.....	2	2	2	2	2		
12	90101-KTB-000	BOLT, FLANGE, 10X45.....	2	2	2	2	2		
13	90102-MGZ-J00	BOLT, FLANGE, 10X65.....	1	1	1	1	1		
14	90103-MGZ-J00	BOLT, FLANGE, 10X75.....	1	1	1	1	1		
15	90104-KYJ-900	BOLT, FLANGE, 10X146.....	2	2	2	2	2		
16	90168-S2A-010	BOLT, FLANGE, 10X35.....	2	2	2	2	2		
17	94050-10000	NUT, FLANGE, 10MM.....	4	4	4	4	4		
18	94101-10800	WASHER, PLAIN, 10MM.....	2	2	2	2	2		
19	95701-06014-08	BOLT, FLANGE, 6X14.....	4	4	4	4	4		
20	11344-MB0-000	GROMMET A, RR. COVER(8X16X6.6)	1	1	1	1	1		



F-41

RADIATOR

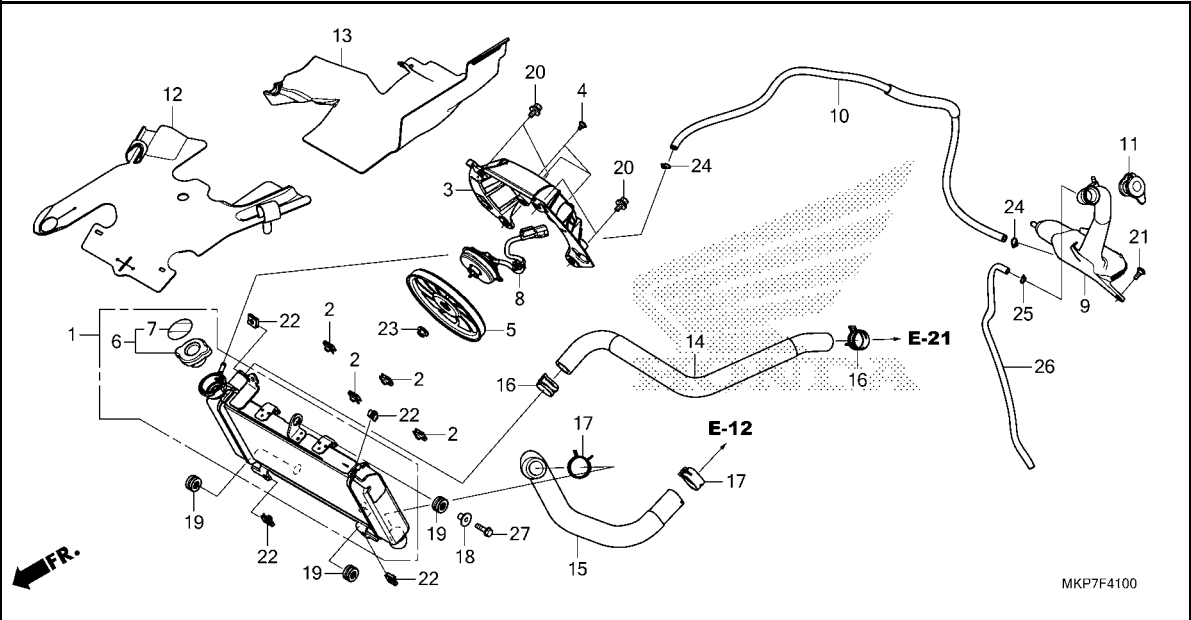


Ref. No.	L.O.N.	(Relative ref. Number) Description	F.R.T.
1	1151C3	RADIATOR	0.7
3	115125	SHROUD, RADIATOR	0.8
5	1151A6	FAN, COOLING	0.8
6	1151B8	CAP, RADIATOR	0.3
8	1151A7	MOTOR, FAN	0.9
9	115110	TANK, RADIATOR RESERVE	0.8
10	1151E5	TUBE, RADIATOR RESERVE TANK ..	0.4
14	115103	HOSE, RADIATOR :UPPER	1.1
15	115104	HOSE, RADIATOR :LOWER	0.6

Ref. No.	Part No.	Description	Reqd. QTY					Serial No.	Parts catalogue code
			CB400	X	XA	XA	XA		
			XA	X	XA	XA	XA		
			K	K	K	L	M		
1	19010-MKP-A81	RADIATOR COMP.	1	1	1	1	1	-----	CH,MA,SI,U
	19010-MKP-G81	-	-	1	1	1	-----	KO
	19010-MKP-D81	-	-	1	-	1	-----	ED
	19010-MKP-T81	-	-	1	-	1	-----	IN
2	19014-KEA-003	NUT, SETTING(6MM)	4	4	4	4	4		
3	19015-MGZ-J01	SHROUD COMP.	1	1	1	1	1		
4	19016-KEA-003	SCREW, PAN, 4X8.5	3	3	3	3	3		
5	19020-MGS-D31	FAN COMP., COOLING(T.RAD)	1	1	1	1	1		
6	19037-GEE-710	CAP COMP., RADIATOR	1	1	1	1	1	-----	CH,MA,SI,U
	19037-MCJ-K01	-	-	1	1	1	-----	KO
	19037-MCA-G61	-	-	1	-	1	-----	ED
	19037-KVB-902	CAP COMP., RADIATOR(T.RAD) ..	-	-	1	-	1	-----	IN
7	19046-PAA-A00	LABEL, RADIATOR CAP	1	1	1	1	1	-----	CH,MA,SI,U
	19055-MJF-H11	SEAL, RADIATOR CAP(CHINESE) (KOREAN)	-	-	1	1	1	-----	KO
	19046-MCA-G61	LABEL, RADIATOR CAP(T.RAD) ..	-	-	1	-	1	-----	ED
	19046-KVB-902	-	-	1	-	1	-----	IN
8	19080-MKP-A01	MOTOR ASSY., FAN	1	1	1	1	1		
9	19101-MGZ-J00	TANK, RADIATOR RESERVE	1	1	1	1	1		
10	19102-MJW-J00	TUBE, RESERVE TANK	1	1	1	1	1		
11	19109-KBP-900	CAP, RESERVE TANK	1	1	1	1	1		
12	19126-MKP-J00	RUBBER, HEAT GUARD	1	1	1	1	1		
13	19127-MKP-J00	RUBBER, RR. HEAT GUARD	1	1	1	1	1		
14	19501-MKP-D00	HOSE, RADIATOR UPPER	1	1	1	1	1		
15	19502-MKP-D00	HOSE, RADIATOR LOWER	1	1	1	1	1		
16	19531-MJW-J00	CLIP, WATER HOSE(D27)	2	2	2	2	2		

F-41

RADIATOR

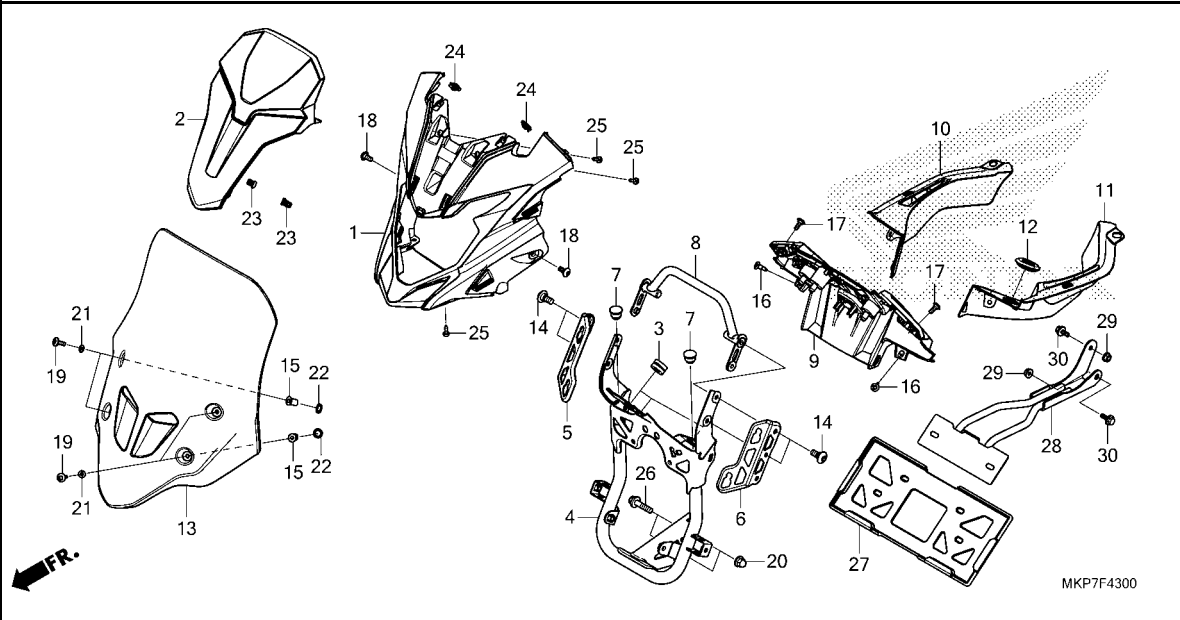


Ref. No.	Part No.	Description	Reqd. QTY					Serial No.	Parts catalogue code
			CB400	X		CB500			
			XA	X	XA	XA	XA		
			K	K	K	L	M		
17	19533-MJW-J00	CLIP, WATER HOSE(D30).....	2	2	2	2	2		
18	61102-KTY-D30	COLLAR, RADIATOR MOUNTING....	1	1	1	1	1		
19	61304-415-000	RUBBER, HEADLIGHT CASE MOUNTING	3	3	3	3	3		
20	90120-KCR-003	BOLT-WASHER, 6X16.....	4	4	4	4	4		
21	90134-KPP-T00	SCREW, PAN, 5X14.....	1	1	1	1	1		
22	90303-MGZ-J40	NUT, CLIP, 6MM.....	4	4	4	4	4		
23	90315-MFL-003	NUT, FLANGE, 3MM.....	1	1	1	1	1		
24	95002-02100	CLIP, TUBE(B10).....	2	2	2	2	2		
25	95002-50000	CLIP, TUBE(C9).....	1	1	1	1	1		
26	95005-50400-30	TUBE, 5X400(95005-50001-30M)·	1	1	1	1	1		
27	95701-06022-07	BOLT, FLANGE, 6X22.....	1	1	1	1	1		



F-43

UPPER COVER/WINDSCREEN



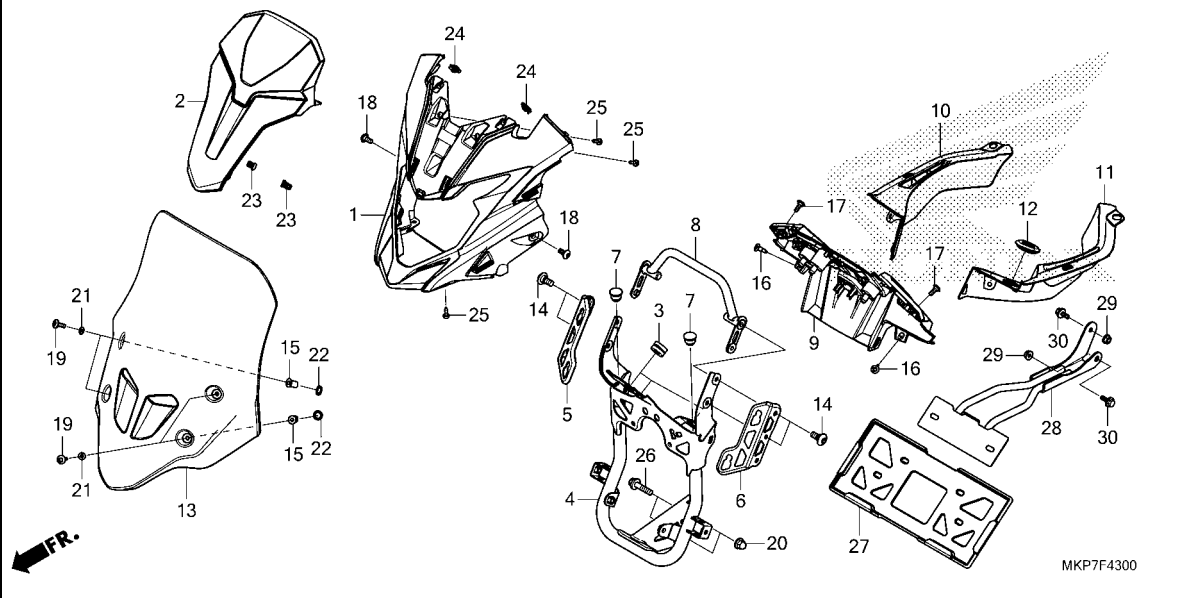
Ref. No.	L.O.N.	(Relative ref. Number) Description	F.R.T.
1	4131FW	COVER, HEADLIGHT :UPPER	0.7
2	4131FY	COVER, HEADLIGHT(A) :UPPER ...	0.7
4	6161G7	STAY, HEADLIGHT	0.9
9	812140	PANEL, METER	0.5
10	8121F6	PANEL, METER :RIGHT	0.2
11	8121F5	PANEL, METER :LEFT	0.2
13	4111Y7	SCREEN, WIND	0.1
28	4131Y1	STAY, NUMBER PLATE BRACKET ...	0.2

Ref. No.	Part No.	Description	Reqd. QTY					Serial No.	Parts catalogue code		
			CB400	X		CB500				XA	
			XA	K	X	XA	XA	XA	M		
1	64131-MKP-J80	COVER A, FR. UPPER	1	1	1	1	1	1			
2	64141-MKP-J80	COVER B, FR. UPPER	1	1	1	1	1	1			
3	64216-GJ2-730	RUBBER, SCREEN SETTING	3	3	3	3	3	3			
4	64221-MKP-J80	STAY COMP., FR. UPPER COWL ...	1	1	1	1	1	1			
5	64224-MJW-J80	STAY, R. SCREEN	1	1	1	1	1	1			
6	64234-MJW-J80	STAY, L. SCREEN	1	1	1	1	1	1			
7	64241-MKP-J80	CAP, PIPE END	2	2	2	2	2	2			
8	64245-MKP-J80	PIPE COMP., FR. UPPER COWL ...	1	1	1	1	1	1			
9	64260-MKP-J80	PANEL, METER	1	1	1	1	1	1			
10	64270-MKP-J80	PANEL, R. INNER	1	1	1	1	1	1			
11	64280-MKP-J80	PANEL, L. INNER	1	1	1	1	1	1			
12	64285-MKP-J00	GROMMET, INNER PANEL	1	1	1	1	1	1			
13	67101-MKP-J80	WINDSCREEN	1	1	1	1	1	1		----- ED, IN, KO, MA, SI, U	
	67101-MKP-H80	-	-	1	1	1	1		----- CH	
14	90106-GBB-710	SCREW, PAN, 6X10	4	4	4	4	4	4			
15	90111-KW3-003	NUT, COWL SETTING, 5MM	4	4	4	4	4	4			
16	90116-SP0-003	CLIP, BUMPER SEAL	2	2	2	2	2	2			
17	90132-MJE-D40	SCREW, PAN, 5X14	2	2	2	2	2	2			
18	90133-KPP-T00	SCREW, PAN, 6X14	2	2	2	2	2	2			
19	90134-MJE-D00	SCREW, PAN, 5X16	4	4	4	4	4	4			
20	90443-KTM-970	NUT, CAP, 8MM	2	2	2	2	2	2			
21	90504-964-000	WASHER, THRUST, 5MM	4	4	4	4	4	4			
22	90507-ZV1-000	WASHER, NYLON, 9MM	4	4	4	4	4	4			
23	90651-K14-A31	CLIP, SLIDE	2	2	2	2	2	2			
24	90677-KAN-T00	NUT, CLIP, 5MM	2	2	2	2	2	2			

3

F-43

UPPER COVER/WINDSCREEN

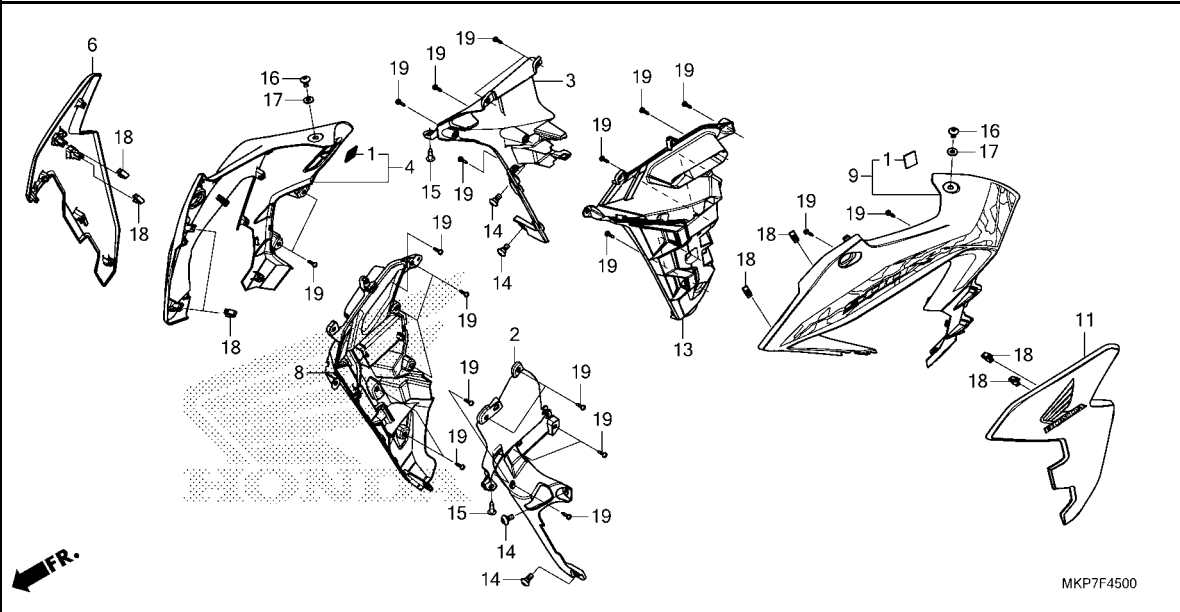


Ref. No.	Part No.	Description	Reqd. QTY					Serial No.	Parts catalogue code
			CB400	X		CB500			
			XA	K	XA	XA	XA		
25	93903-24380	SCREW, TAPPING, 4X12.....	3	3	3	3	3		
26	95801-08032-00	BOLT, FLANGE, 8X32.....	2	2	2	2	2		
27	61316-KCJ-661	GUARD, NUMBER PLATE.....	-	-	1	-	1	----- IN	
28	64231-MKP-N80	STAY COMP., FR. NUMBER.....	-	-	1	-	1	----- IN	
29	94050-06070	NUT, FLANGE, 6MM.....	-	-	2	-	2	----- IN	
30	95701-06014-07	BOLT, FLANGE, 6X14.....	-	-	2	-	2	----- IN	



F-45

MIDDLE COWL



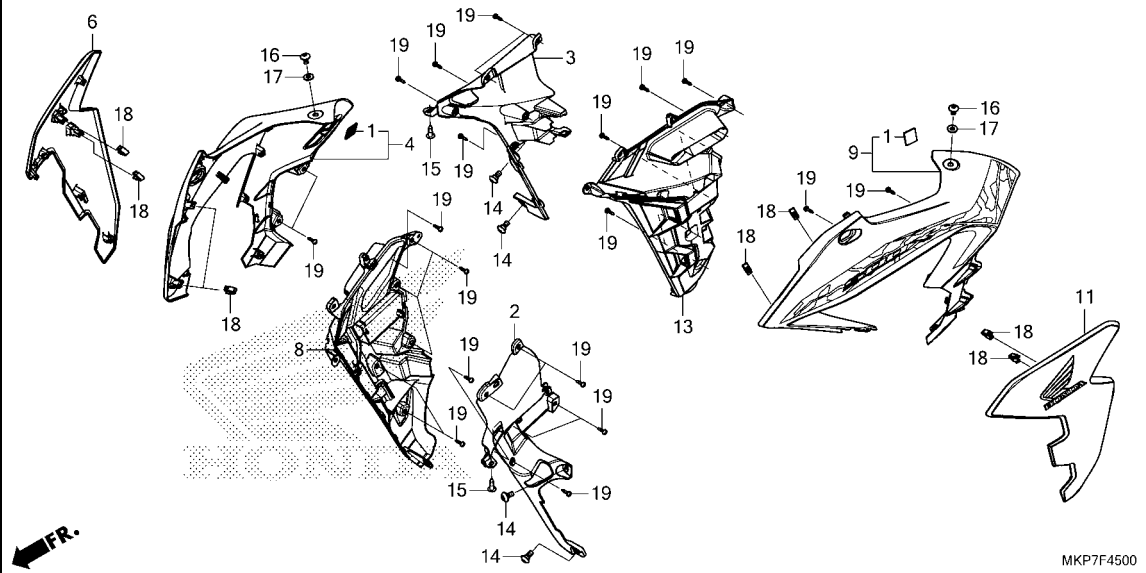
Ref. No.	L.O.N.	(Relative ref. Number) Description	F.R.T.
2	4111G8	COWL, INNER MIDDLE :RIGHT	0.3
3	4111G9	COWL, INNER MIDDLE :LEFT	0.3
	4111H0	COWL, INNER MIDDLE :BOTH	0.5
4	4111D4	COWL, MIDDLE :RIGHT	0.4
6	4111D1	COWL, SIDE :RIGHT	0.3
8	4111V4	COWL, SIDE(A) :RIGHT	0.3
9	4111D3	COWL, MIDDLE :LEFT	0.4
	4111D5	COWL, MIDDLE :BOTH	0.7
11	4111D0	COWL, SIDE :LEFT	0.3
	4111D2	COWL, SIDE :BOTH	0.6
13	4111V3	COWL, SIDE(A) :LEFT	0.3
	4111V5	COWL, SIDE(A) :BOTH	0.6

Ref. No.	Part No.	Description	Reqd. QTY						Serial No.	Parts catalogue code
			CB400		CB500					
			XA	X	XA	XA	XA			
			K	K	K	L	M			
1	17542-MJE-D00	FASTENER D, DUAL LOCK, 20X20	2	2	2	2	2			
2	64230-MKP-J80	COWL, R. INNER	1	1	1	1	1			
3	64240-MKP-J80	COWL, L. INNER	1	1	1	1	1			
4	64300-MKP-K80ZA	COWL SET, R. MIDDLE(WL)								
		TYPE2	1	-	-	-	-			
	64300-MKP-K80ZB	*TYPE1*	1	-	-	-	-			
	64300-MKP-J80ZC	*TYPE1*	-	1	1	1	-	-----	CH, ED, IN, KO, MA	
	64300-MKP-J80ZB	*TYPE2*	-	1	1	1	-	-----	ED, MA	
	64300-MKP-J80ZA	*TYPE3*	-	1	1	-	-	-----	ED, MA	
	64300-MKP-DL0ZD	*TYPE1 1*	-	-	-	-	1	-----		
	64300-MKP-J80ZC	*TYPE1*	-	-	-	-	1	-----		
	64300-MKP-DL0ZC	*TYPE2 1*	-	-	-	-	1	-----	ED, IN, MA, U	
6	64340-MKP-K80ZA	COWL SET A, R. SIDE(WL)								
		TYPE2	1	-	-	-	-			
	64340-MKP-K80ZB	*TYPE1*	1	-	-	-	-			
	64340-MKP-J80ZA	*TYPE2*	-	1	1	1	1	-----		
	64340-MKP-J80ZB	*TYPE1*	-	1	1	1	-	-----	CH, ED, IN, KO, MA	
			-	-	-	-	1	-----		
8	64342-MKP-J80	COWL B, R. SIDE	1	1	1	1	1			
9	64400-MKP-K80ZA	COWL SET, L. MIDDLE(WL)								
		TYPE2	1	-	-	-	-			
	64400-MKP-K80ZB	*TYPE1*	1	-	-	-	-			
	64400-MKP-J80ZF	*TYPE1 1*	-	1	1	1	-	-----	CH, ED, IN, KO, MA	
	64400-MKP-J80ZE	*TYPE2 1*	-	1	1	1	-	-----		
	64400-MKP-J80ZD	*TYPE3 1*	-	1	1	-	-	-----	ED, MA	
	64400-MKP-DL0ZD	*TYPE1 1*	-	-	-	-	1	-----		
	64400-MKP-J80ZF	*TYPE1 1*	-	-	-	-	1	-----		
	64400-MKP-DL0ZC	*TYPE2 1*	-	-	-	-	1	-----	ED, IN, MA, U	

3

F-45

MIDDLE COWL

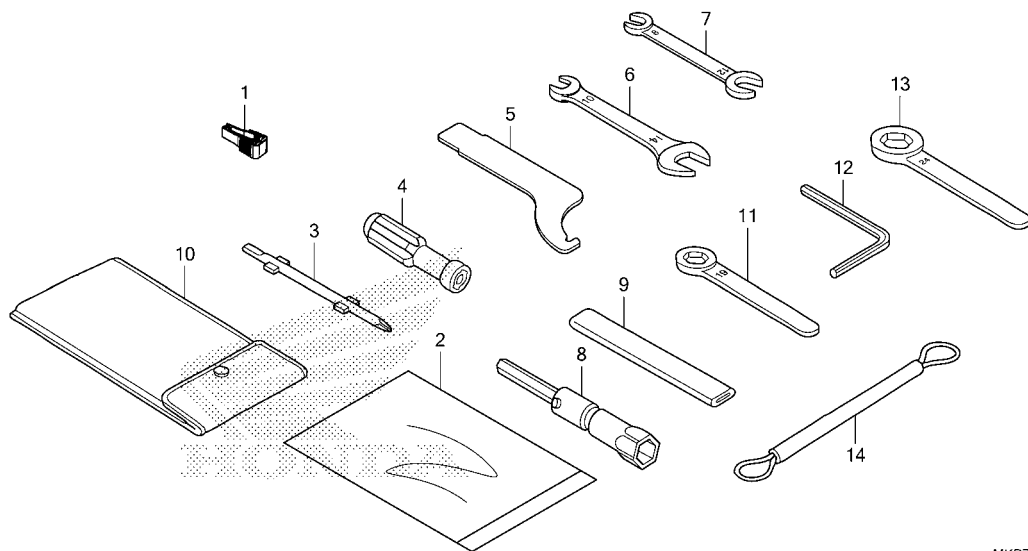


Ref. No.	Part No.	Description	Reqd. QTY					Serial No.	Parts catalogue code
			CB400 XA K	X K	XA K	CB500 XA L	XA M		
11	64440-MKP-K80ZA	COWL SET A, L. SIDE(WL)							
		TYPE2	1	-	-	-	-		
	64440-MKP-K80ZB	*TYPE1*	1	-	-	-	-		
	64440-MKP-J80ZA	*TYPE2*	-	1	1	1	1		
	64440-MKP-J80ZB	*TYPE1*	-	1	1	1	-	----- CH, ED, IN, KO, MA	
			-	-	-	-	1		
13	64442-MKP-J80	COWL B, L. SIDE	1	1	1	1	1		
14	90115-MGZ-J00	SCREW, SPECIAL, 6X14	4	4	4	4	4		
15	90116-SP0-003	CLIP, BUMPER SEAL	2	2	2	2	2		
16	90132-KPP-T00	SCREW, PAN, 6X10	2	2	2	2	2		
17	90583-KVB-900	WASHER, PLAIN, 6MM	2	2	2	2	2		
18	90666-SDA-A01	CLIP, SNAP FITTING(PO)							
		(NATURAL)	8	8	8	8	8		
19	93903-24380	SCREW, TAPPING, 4X12	27	27	27	27	27		



F-48

TOOLS



MKP7F4800

Ref. L.O.N. (Relative ref. Number) F.R.T.
No. Description

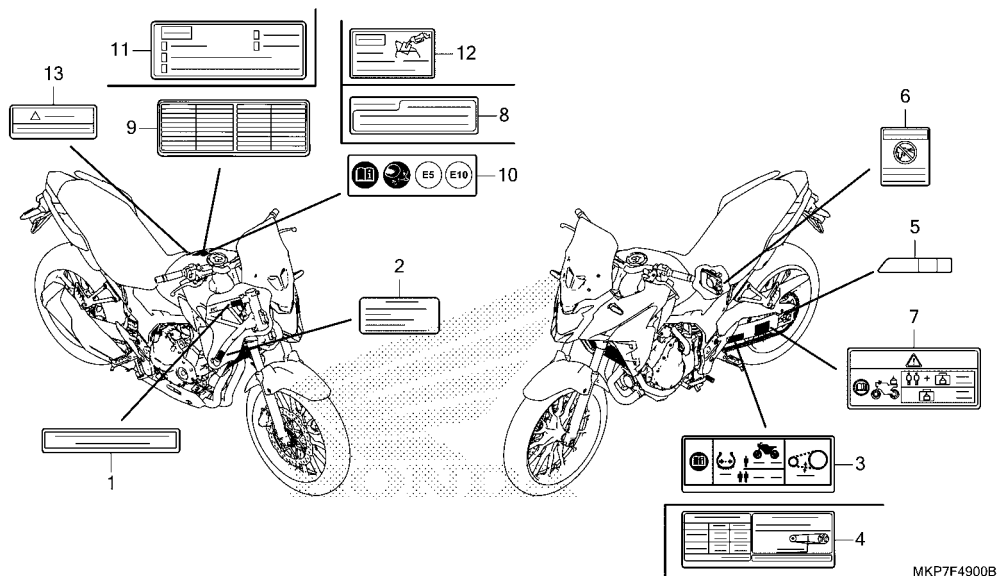
NO INFORMATION

Ref. No.	Part No.	Description	Reqd. QTY					Serial No.	Parts catalogue code
			CB400	X		CB500			
			XA	X	XA	XA	XA		
			K	K	K	L	M		
1	38235-TA0-A01	PULLER, FUSE.....	1	1	1	1	1		
2	77251-GR1-000	BAG, SERVICE BOOK.....	1	1	1	1	1		
3	89102-KTC-900	DRIVER, SCREW(NO.2 +/-).....	1	1	1	1	1		
4	89103-538-000	GRIP.....	1	1	1	1	1		
5	89202-MFJ-D00	SPANNER, PIN.....	1	1	1	1	1		
6	89211-KWW-640	SPANNER, 10X14.....	1	1	1	1	1		
7	89211-MGZ-J00	SPANNER, 8X12.....	(1)	(1)	(1)	(1)	(1)		
8	89216-KYJ-900	WRENCH, PLUG(16.5).....	(1)	(1)	(1)	(1)	(1)		
9	89217-KGH-900	HANDLE, EYE WRENCH.....	1	1	1	1	1		
10	89101-MC7-000	BAG, TOOL.....	1	1	1	1	1		
11	89219-KWW-601	WRENCH, EYE, 19MM.....	(1)	(1)	(1)	(1)	(1)		
12	89221-MGZ-J00	WRENCH, HEX., 5MM.....	1	1	1	1	1		
13	99006-24000	WRENCH, EYE, 24MM.....	(1)	(1)	(1)	(1)	(1)		
14	77236-KAZ-780	WIRE, HELMET SET.....	1	1	1	1	1		

3

F-49

CAUTION LABEL



Ref. No. L.O.N. (Relative ref. Number) Description F.R.T.

NO INFORMATION

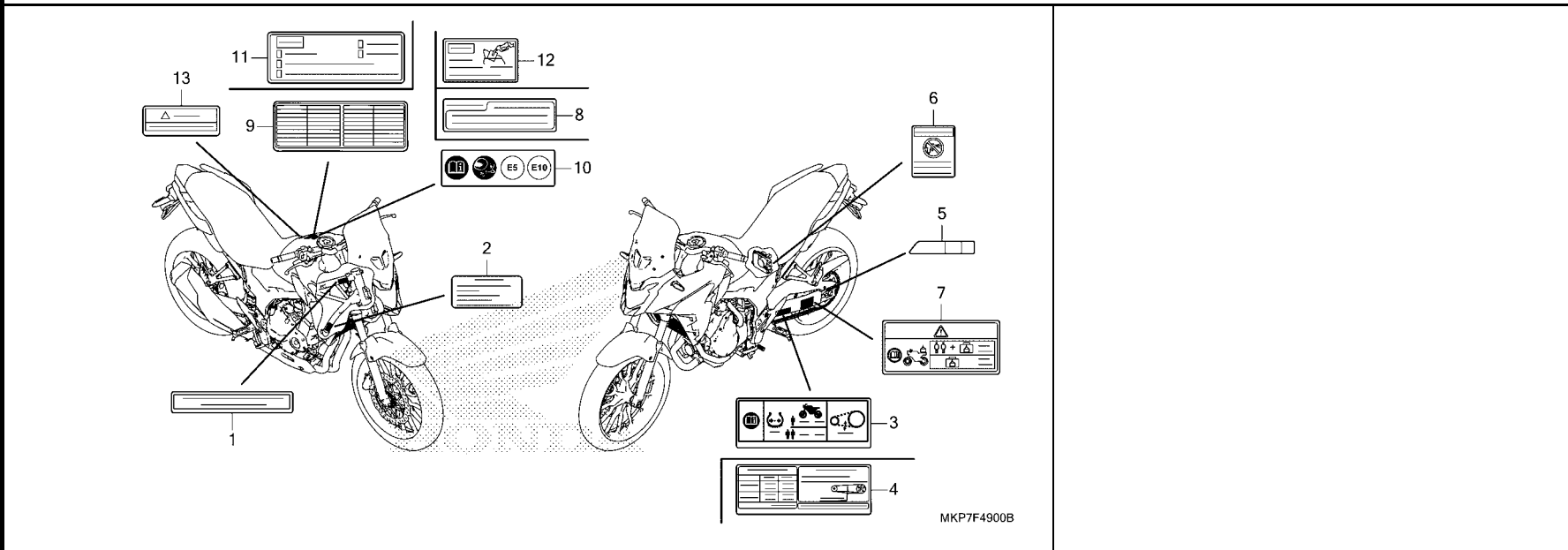
MKP7F4900B

Ref. No.	Part No.	Description	Reqd. QTY					Serial No.	Parts catalogue code
			CB400 XA K	X K	XA K	XA L	XA M		
1	87125-GB0-900	PLATE, NAME	-	-	1	1	1	-----	KO
2	87125-KZZ-G40	LABEL, MANUFACTURER	-	-	1	-	1	-----	ED
3	87505-MKP-D80	LABEL, TIRE & DRIVE CHAIN (PICTOGRAPH)	-	-	1	-	1	-----	ED,U
4	87505-MKP-S80	LABEL, TIRE & DRIVE CHAIN	1	-	-	-	-	-----	
	87505-MKP-M80	-	1	1	-	1	-----	MA
	87505-MKP-H80	LABEL, TIRE & DRIVE CHAIN (CHINESE)	-	-	1	1	1	-----	CH
	87505-MKP-G80	LABEL, TIRE & DRIVE CHAIN (KOREAN)	-	-	1	1	1	-----	KO
	87505-MKP-N80	LABEL, TIRE & DRIVE CHAIN (INDONESIAN)	-	-	1	-	1	-----	IN
5	87508-MJJ-D31	LABEL, CHAIN ADJUSTER	1	1	1	1	1	-----	
6	87509-KWP-900	LABEL, AIR CLEANER ELEMENT NOTICE	-	1	1	-	1	-----	MA
	87509-GFM-K00	LABEL, AIR CLEANER ELEMENT NOTICE(CHINESE)	-	-	1	1	1	-----	CH
	87509-KWW-A40	LABEL, AIR CLEANER ELEMENT NOTICE(INDONESIAN)	-	-	1	-	1	-----	IN
7	87512-MKP-D80	LABEL, ACCESSORIES & LOADING	-	-	1	-	1	-----	ED
8	87560-MZ0-670	LABEL, DRIVE	1	-	-	-	-	-----	
	87560-KTT-950	LABEL, DRIVE CAUTION	-	1	1	-	1	-----	MA
	87560-MBR-871	LABEL, DRIVE CAUTION(KOREAN)	-	-	1	1	1	-----	KO
	87560-KVB-930	LABEL, DRIVE CAUTION (INDONESIAN)	-	-	1	-	1	-----	IN
9	87560-MGP-F01	LABEL, FRENCH TRANSLATION	-	-	1	-	1	-----	ED
10	87586-MGC-DD0	LABEL, FUEL & DRIVE (PICTOGRAPH)	-	-	1	-	-	-----	ED



F-49

CAUTION LABEL



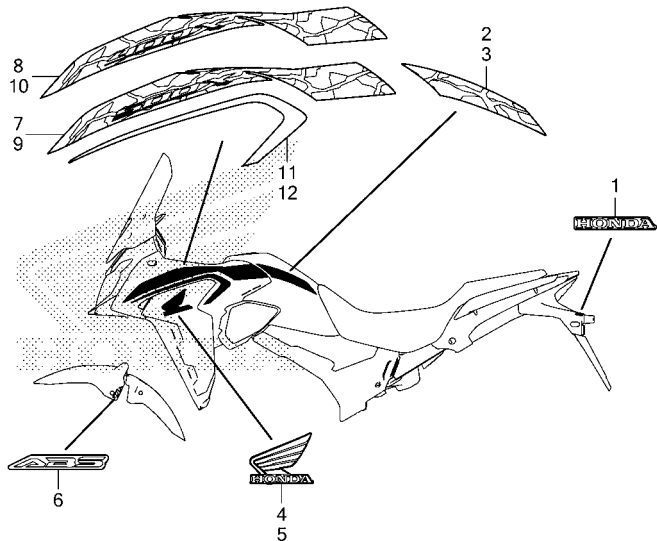
Ref. No.	Part No.	Description	Reqd. QTY						Serial No.	Parts catalogue code
			CB400		CB500					
			XA	X	XA	XA	XA			

10)	87586-MJN-D10	LABEL, FUEL & DRIVE (PICTOGRAPH)	-	-	1	-	-	-----	-----	U
	87586-MGC-DD0	-	-	-	-	1	-----	-----	ED,U
11	87560-MGE-680	LABEL, DRIVE CAUTION(CHINESE)	-	-	1	1	1	-----	-----	CH
12	87562-MGE-680	LABEL, REFUEL CAUTION(CHINESE)	-	-	1	1	1	-----	-----	CH
13	87593-MKA-S80	LABEL, BRAKE FLUID(CHINESE)••	-	-	1	1	1	-----	-----	CH

3

F-50

MARK/STRIPE



MKP7F5000

Ref. L.O.N. (Relative ref. Number) F.R.T.
No. Description

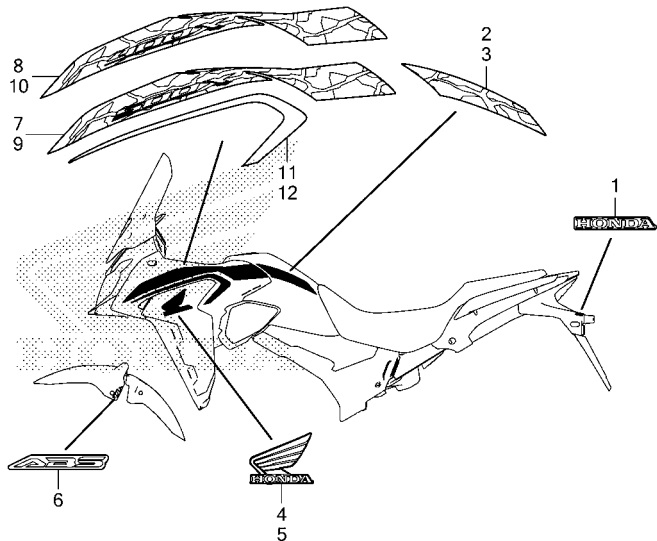
NO INFORMATION

Ref. No.	Part No.	Description	Reqd. QTY					Serial No.	Parts catalogue code
			CB400 XA K	X K	XA K	XA L	XA M		
1	86102-MGZ-J00ZA	MARK, HONDA(60MM)							
		TYPE1.....	1	1	1	1	1		
2	86171-MKP-K80ZA	STRIPE, R. FUEL TANK							
		TYPE2.....	1	-	-	-	-		
	86171-MKP-K80ZB	*TYPE1*.....	1	-	-	-	-		
	86171-MKP-J80ZC	*TYPE1*.....	-	1	1	1	-	----- CH, ED, IN, KO, MA	
	86171-MKP-J80ZB	*TYPE2*.....	-	1	1	1	-	----- ED, MA	
	86171-MKP-J80ZA	*TYPE3*.....	-	1	1	-	-	----- ED, MA	
	86171-MKP-DL0ZB	*TYPE1*.....	-	-	-	-	1		
	86171-MKP-J80ZC	*TYPE1*.....	-	-	-	-	1		
	86171-MKP-J80ZA	*TYPE3*.....	-	-	-	-	1	----- ED, IN, MA, U	
3	86172-MKP-K80ZA	STRIPE, L. FUEL TANK							
		TYPE2.....	1	-	-	-	-		
	86172-MKP-K80ZB	*TYPE1*.....	1	-	-	-	-		
	86172-MKP-J80ZC	*TYPE1*.....	-	1	1	1	-	----- CH, ED, IN, KO, MA	
	86172-MKP-J80ZB	*TYPE2*.....	-	1	1	1	-	----- ED, MA	
	86172-MKP-J80ZA	*TYPE3*.....	-	1	1	-	-	----- ED, MA	
	86172-MKP-DL0ZB	*TYPE1*.....	-	-	-	-	1		
	86172-MKP-J80ZC	*TYPE1*.....	-	-	-	-	1		
	86172-MKP-J80ZA	*TYPE3*.....	-	-	-	-	1	----- ED, IN, MA, U	
4	86201-MKP-K80ZA	MARK, R. WING(85MM)							
		TYPE2.....	1	-	-	-	-		
	86201-MKP-K80ZB	*TYPE1*.....	1	-	-	-	-		
	86201-MKP-J80ZA	*TYPE2*.....	-	1	1	1	1		
	86201-MKP-J80ZB	*TYPE1*.....	-	1	1	1	-	----- CH, ED, IN, KO, MA	
			-	-	-	-	1		
5	86202-MKP-K80ZA	MARK, L. WING(85MM)							
		TYPE2.....	1	-	-	-	-		
	86202-MKP-K80ZB	*TYPE1*.....	1	-	-	-	-		



F-50

MARK/STRIPE



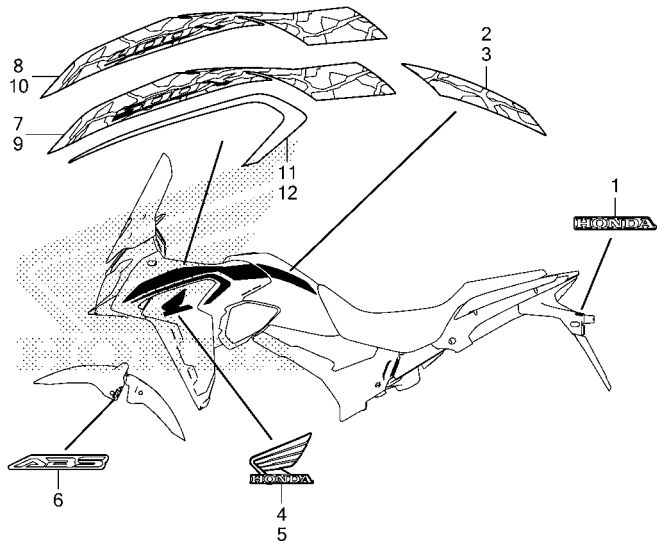
MKP7F5000

Ref. No.	Part No.	Description	Reqd. QTY					Serial No.	Parts catalogue code
			CB400 XA K	X K	XA K	CB500 XA L	XA M		
(5)	86202-MKP-J80ZA	MARK, L. WING(85MM)							
		TYPE2	-	1	1	1	1		
	86202-MKP-J80ZB	*TYPE1*	-	1	1	1	-	-----	CH,ED,IN,KO,MA
			-	-	-	-	1		
6	86611-MGZ-D10ZA	MARK, ABS *TYPE3*							
		(R. SIDE ONLY)	1	-	1	1	1		
7	86641-MKP-J80ZC	STRIPE A, R. MIDDLE COWL							
		TYPE1	-	1	1	1	-	-----	CH,ED,IN,KO,MA
	86641-MKP-J80ZB	*TYPE2*	-	1	1	1	-	-----	CH,ED,IN,KO,MA
	86641-MKP-J80ZA	*TYPE3*	-	1	1	-	-	-----	ED,MA
	86641-MKP-DL0ZB	*TYPE1*	-	-	-	-	1		
	86641-MKP-J80ZC	*TYPE1*	-	-	-	-	1		
	86641-MKP-DL0ZA	*TYPE2*	-	-	-	-	1	-----	ED,IN,MA,U
8	86641-MKP-K80ZA	STRIPE A, R. MIDDLE COWL							
		TYPE2	1	-	-	-	-		
	86641-MKP-K80ZB	*TYPE1*	1	-	-	-	-		
9	86642-MKP-J80ZC	STRIPE A, L. MIDDLE COWL							
		TYPE1	-	1	1	1	-	-----	CH,ED,IN,KO,MA
	86642-MKP-J80ZB	*TYPE2*	-	1	1	1	-	-----	CH,ED,IN,KO,MA
	86642-MKP-J80ZA	*TYPE3*	-	1	1	-	-	-----	ED,MA
	86642-MKP-DL0ZB	*TYPE1*	-	-	-	-	1		
	86642-MKP-J80ZC	*TYPE1*	-	-	-	-	1		
	86642-MKP-DL0ZA	*TYPE2*	-	-	-	-	1	-----	ED,IN,MA,U
10	86642-MKP-K80ZA	STRIPE A, L. MIDDLE COWL							
		TYPE2	1	-	-	-	-		
	86642-MKP-K80ZB	*TYPE1*	1	-	-	-	-		

3

F-50

MARK/STRIPE




MKP7F5000

Ref. No.	Part No.	Description	Reqd. QTY					Serial No.	Parts catalogue code
			CB400	X		CB500			
			XA	K	XA	XA	L	XA	
			K	K	K	L	M		
11	86643-MKP-K80ZA	STRIPE B, R. MIDDLE COWL	1	-	-	-	-		
	TYPE2	1	-	-	-	-		
	86643-MKP-K80ZB	*TYPE1*	1	-	-	-	-		
	86643-MKP-J80ZC	*TYPE1*	-	1	1	1	-	-----	CH, ED, IN, KO, MA
	86643-MKP-J80ZB	*TYPE2*	-	1	1	1	-	-----	ED, MA
	86643-MKP-J80ZA	*TYPE3*	-	1	1	-	-	-----	ED, MA
	86643-MKP-DL0ZB	*TYPE1*	-	-	-	-	1		
	86643-MKP-J80ZC	*TYPE1*	-	-	-	-	1		
	86643-MKP-DL0ZA	*TYPE2*	-	-	-	-	1	-----	ED, IN, MA, U
12	86644-MKP-K80ZA	STRIPE B, L. MIDDLE COWL	1	-	-	-	-		
	TYPE2	1	-	-	-	-		
	86644-MKP-K80ZB	*TYPE1*	1	-	-	-	-		
	86644-MKP-J80ZC	*TYPE1*	-	1	1	1	-	-----	CH, ED, IN, KO, MA
	86644-MKP-J80ZB	*TYPE2*	-	1	1	1	-	-----	ED, MA
	86644-MKP-J80ZA	*TYPE3*	-	1	1	-	-	-----	ED, MA
	86644-MKP-DL0ZB	*TYPE1*	-	-	-	-	1		
	86644-MKP-J80ZC	*TYPE1*	-	-	-	-	1		
	86644-MKP-DL0ZA	*TYPE2*	-	-	-	-	1	-----	ED, IN, MA, U



PART NO. INDEX

Part Number	Page	Ref.	Part Number	Page	Ref.	Part Number	Page	Ref.	Part Number	Page	Ref.	Part Number	Page	Ref.	Part Number	Page	Ref.	
19535-MJW-J00	58	7	24706-MK3-770	107	1	32100-MKP-T80	117	3	33742-KVJ-912	113	1	37870-MGS-D31	46	9	42312-MGZ-J00	94	4	
19619-ZM7-300	102	29	24710-MGZ-J00	107	2	32100-MKP-TL0	117	3	35000			38000			42313-MKP-J80	94	5	
22000			24720-MGZ-J00	107	3	32101-MKP-T00	61	7							42515-MGZ-J10	94	6	42515-MKN-D50
			24724-MBW-D21	107	4	32102-MGZ-J00	61	8	35010-MJW-D92	83	3	38110-MGZ-J01	117	9	42615-K87-A00	94	7	
			24781-KR3-770	107	5	32103-MKP-H80	117	4	35010-MJW-D93	83	3	38110-MJW-H12	117	9	42620-MKP-J80	94	8	
			22100-MKP-D01	54	1	28000	32103-MKP-K80	117	4	35100-MJW-D12	83	4	38117-KFE-701	117	11	42650-MKP-J90	94	10
			22116-MKP-D00	54	2		32150-MGZ-J00	101	17	35101-MJW-D11	83	5	38221-SNA-A31	117	10	42711-MKP-J81	94	11
22121-MKN-D11	54	3	28110-MGZ-J00	55	1	32157-MGZ-J00	61	9	35105-MFJ-D01	83	6	38221-SNA-A41	117	12	42711-MKP-J82	94	11	
22125-ML7-000	54	4	28125-MGZ-J01	55	2	32206-MGZ-J00	117	5	35106-MKP-J80	83	7	38221-SNA-A51	118	13	42753-GM9-743	90	1	
22210-MKP-305	54	18	28130-MGZ-J00	55	3	32207-MGZ-J00	101	18	35113-MJE-D00	83	8	38221-SNA-A81	118	14	42753-GM9-743	94	12	
22350-MKN-D11	54	5	28132-MK5-000	55	4	32410-MKP-T00	59	12	35121-MJE-D02	83	9	38235-TA0-A01	128	1	42753-ML7-004	90	1	
22361-MKN-D11	54	6	30000		32601-MKP-T00	59	13	35130-MKP-D81	77	4	38255-MKP-T80	118	15	43000				
22401-MKP-D01	54	7			32606-MKK-H11	117	6	35130-MKP-H81	77	4	38256-MKP-A90	118	16	38256-MKP-T80	118	16	43107-KT7-761	93
22402-MKN-D11	54	8	30430-MJW-325	83	1	33000		35152-MGZ-J00	77	5	38256-MKP-T80	118	16	43108-MBB-006	93	7		
22425-MJP-G51	54	9	30430-MJW-J01	83	1			33100-MJW-H93	74	1	35160-MGS-D31	117	8	38281-MGZ-J01	118	17	43108-MCT-006	89
22810-MKP-D00	53	4	30430-MJW-M01	83	1	33100-MJW-J82	74	1	35200-MKP-H81	77	6	38301-KZZ-J01	119	44	43110-MGZ-J01	93	24	
22815-MJE-D00	53	5	30430-MJW-N11	83	1	33113-MJW-J80	115	1	35200-MKP-K81	77	6	38301-KZZ-J01	119	44	43110-MJW-J11	93	8	
22821-MKP-D00	53	6	30430-MJW-S82	83	1	33115-KVK-900	103	5	35330-KYJ-901	77	7	38501-KWN-901	118	20	43112-KT7-761	93	9	
22847-MKP-D00	54	10	30430-MJW-S83	83	1	33301-SA0-741		35340-MGS-D31	78	1	38501-MEL-003	118	21	43112-KT7-761	93	11		
22870-MKP-J81	77	3	30432-MBW-E02	83	2			33400-MKP-K01	114	1	35350-MKP-J01	107	6	38515-MKP-J00	93	4	43132-KT7-761	93
23000			30510-MGZ-J01	120	2	33411-MKK-A00	114	2	35357-HP0-A00	107	7	38517-MGE-003	93	5	43150-MGZ-J01	93	11	
			30520-MGZ-J01	120	3	33412-KZZ-J00	114	3	35500-MEH-661	61	10	38517-MKA-D80	89	3	43150-MJW-J11	93	11	
23113-MKG-A00	64	13	30700-MGZ-J01	120	4	33412-MKK-A00	114	4	35700-MKP-J01	109	1	38520-MKP-J81	89	4	43155-MKP-J00	91	1	
23211-MKP-D00	65	1	31000		33415-KZZ-J00	114	5	35759-MKP-T01	61	11	38770-MKP-D81	118	23	43156-MKP-J00	91	2		
23212-MGZ-J00	65	2			33412-MKK-A00	114	4	33412-KZZ-J00	114	3	35759-MKP-T02	61	11	38770-MKP-DL1	118	23	43215-KZ4-J41	93
23220-MGZ-J01	66	1	31110-MKP-D01	57	2	33415-KZZ-J00	114	5	35850-MT4-003	116	2	38770-MKP-DL1	118	23	43251-MGZ-J02	94	13	
23421-MKP-D00	66	2	31120-MKP-D01	57	3	33450-MKH-C01	114	6	35856-MGZ-B00	116	3	38770-MKP-DL1	118	23	43310-MKP-H82	91	3	
23431-MKP-D00	65	3	31200-MGZ-J81	59	1	33450-MKH-D01	114	6	35910-MKP-J80	84	33	38770-MKP-DL1	118	23	43310-MKP-H81	91	3	
23441-MKP-D00	66	3	31201-MEW-921	59	2	33450-MKH-D01	114	6	36000			38770-MKP-DL1	118	23	43310-MKP-J81	91	3	
23442-ML7-000	66	4	31202-MEW-921	59	3	33450-MKH-K01	114	6				36037-MGZ-A00	104	9	38770-MKP-DL1	118	23	43310-MKP-J91
23451-MKP-D00	65	4	31203-MEW-921	59	4	33452-KZZ-J00	114	7	36162-MKA-D81	104	10	38770-MKP-DL1	118	23	43313-MKP-H01	91	4	
23461-MKP-D00	66	5	31204-MEW-921	59	5	33452-MKK-A00	114	8	36450-KVK-902	103	6	38770-MKP-DL1	118	23	43313-MKP-H02	91	4	
23481-MKP-D00	66	6	31205-HP5-601	59	6	33600-MKP-D81	114	9	36533-MKP-D01	105	14	38774-MGZ-J00	120	9	43313-MKP-J01	91	4	
23482-MV9-670	66	7	31206-MEW-921	59	7	33609-KVR-C01	115	19	37000			38774-MKP-D00	118	24	43352-568-003	89	7	
23491-MKP-D00	65	5	31207-HP5-601	59	8	33650-MKP-D81	114	10				37100-MKP-D81	75	1	40000			43353-461-771
23492-MGZ-J00	65	6	31208-MEW-921	59	9	33650-MKP-H81	114	10	37100-MKP-D82	75	1	40510-MJW-J00	110	1	43503-MN5-006	91	5	
23501-MKP-D00	66	8	31209-MEW-921	59	10	33701-MJW-J82	115	3	37100-MKP-DL2	75	1	40531-K87-A01	110	3	43504-MB2-006	91	6	
23511-MKP-D00	65	7	31210-MEW-921	59	11	33702-MJW-J80	115	4	37100-MKP-M91	75	1	40540-K87-A02	110	2	43510-MKP-D81	91	7	
23512-MV9-670	65	8	31500-KZZ-J11	116	1	33705-KW7-900	74	2	37100-MKP-M91	75	1	40540-KYJ-902	110	2	43511-MKP-J01	91	8	
23521-MKP-D00	66	9	31500-KZZ-J81	116	1	33705-MGZ-J00	115	5	37100-MKP-S81	75	1	40540-MGS-D31	110	2	43512-MKP-J01	91	9	
23531-MGZ-J00	65	9	31500-KZZ-L41	116	1	33706-KW7-900	74	3	37110-MKP-D01	75	2	40545-KYJ-902	110	3	43514-KS6-701	91	10	
23801-MKP-D00	66	10	31500-KZZ-L61	116	1	33706-MFN-D00	115	6	37110-MKP-M11	75	2	40545-MGS-D31	110	3	43516-KYJ-901	91	11	
24000			31500-MKP-H01	116	1	33714-KL3-620	117	7	37120-MKP-D01	75	3	41000			43520-MB2-315	91	12	
			24211-MGZ-J00	67	2	33720-MGZ-J01	115	7	37120-MKP-D02	75	3				43530-KV3-701	91	13	
24212-MGZ-J00	67	3	31600-MKN-D51	117	1	33720-MGZ-J01	115	7	37130-MKP-D81	75	4	42000			44000			
24213-MGZ-J00	67	4	31730-MAS-601	117	2	33728-KPP-T00	115	9	37130-MKP-DL1	75	4							41201-MKP-J80
24261-283-000	66	11	31916-KRM-841	46	8	33729-KPH-W00	115	10	37130-MKP-M91	75	4	41201-MKP-K80	94	2	44301-MKP-J80	90	2	
24310-MKP-D00	67	5	32000		33729-MCZ-003	115	10	37130-MKP-S81	75	4	42000			44311-MGZ-J00	90	3		
24315-MJE-D00	67	6			32100-MKP-G80	117	3	33741-KSH-901	86	11				37205-MKN-D51	75	5	42301-MKP-J00	94
24321-MAS-000	67	7	32100-MKP-H80	117	3	33741-KSH-902	86	11	37215-KZZ-900	75	6	42305-MKP-J00	110	4	44620-MKP-J80	90	5	
24430-MGZ-J00	67	8	32100-MKP-HL0	117	3	33741-KSH-902	86	11	37500-MKP-D01	56	4	43000						
24435-MJE-D00	67	9	32100-MKP-K80	117	3	33741-KTG-U01	86	11	37605-MKH-D01	75	7							42305-MKP-J00
24610-MGZ-J00	67	10	32100-MKP-M80	117	3	33742-KVJ-911	113	1	37700-MJE-D01	61	12							
24612-MAL-600	67	11	32100-MKP-M90	117	3													
24651-MAS-E00	67	12	32100-MKP-ML0	117	3													
24652-MGZ-J00	67	13																




PART NO. INDEX

Part Number	Page	Ref.	Part Number	Page	Ref.	Part Number	Page	Ref.	Part Number	Page	Ref.	Part Number	Page	Ref.	Part Number	Page	Ref.
44650-MKP-J80	90	6	45530-471-831	78	14	51415-MFJ-A51	87	8	53232-MJW-J00	84	18	64300-MKP-K80ZA	126	4	80000		
44711-MKP-J81	90	7		79	14	51416-KF0-003	87	9	53300-MKP-J80	84	19	64300-MKP-K80ZB	126	4			
44711-MKP-J82	90	7				51420-MKP-307	87	10	53781-SE0-952	93	19	64340-MKP-J80ZA	126	6	80100-MGZ-D01ZA	113	3
44721-MGH-H21	90	8	46000			51420-MKP-J81	87	10		106	28	64340-MKP-J80ZB	126	6	80100-MGZ-J01ZA	113	3
	94	14				51432-MV9-003	87	11				64340-MKP-K80ZA	126	6	80100-MJV-H01ZA	113	3
44722-MGH-H21	90	8	46182-MEL-D21	91	17	51437-KV3-701	87	12	57000			64340-MKP-K80ZB	126	6	80101-165-000	86	7
	94	14	46392-TF0-003	82	3	51440-MKP-J81	87	13				64342-MKP-J80	126	8	80104-MKP-J80	113	5
44723-MGH-H21	90	8	46500-KYJ-900	107	8	51440-MKP-K81	87	13	57110-MKP-J81	81	2	64350-MKP-J80	100	4	80106-MGZ-J00	113	6
	94	14	46504-KV6-702	91	18	51447-KA4-711	87	14				64400-MKP-DL0ZC	126	9	80109-KYJ-900	101	19
			46513-KYJ-900	107	9	51450-MR8-003	87	15	60000			64400-MKP-DL0ZD	126	9	80113-MGZ-J00	113	7
45000						51490-MKL-D81	87	16				64400-MKP-J80ZD	126	9	80123-KPP-900	113	8
			50000			51500-MKP-307	87	17	60114-MKP-J80	86	12	64400-MKP-J80ZE	126	9	80123-MER-D00	86	15
45107-ML4-006	89	9				51500-MKP-J81	87	17	60115-MKP-J80	86	13	64400-MKP-J80ZF	126	9			
45111-MA3-006	93	15	50100-MKP-C80ZA	121	1	51500-MKP-K81	87	17				64400-MKP-K80ZA	126	9	83000		
45111-MAJ-G41	89	10	50100-MKP-J80ZA	121	1	51520-MKP-307	87	18	61000			64400-MKP-K80ZB	126	9			
	93	16	50194-MGZ-J00	118	25	51520-MKP-J81	87	18				64440-MKP-J80ZA	127	11	83511-MKP-J80ZA	100	6
45112-MS9-611	89	11	50240-MKP-J80ZA	121	2				61101-MKP-J80ZA	86	2	64440-MKP-J80ZB	127	11	83511-MKP-J80ZB	100	6
45120-MKP-J81	90	9	50240-MKP-J80ZB	121	2	52000			61102-KTY-D30	81	3	64440-MKP-K80ZA	127	11	83511-MKP-J80ZC	100	6
45120-MKP-J91	90	9	50279-MKP-J00	91	19					96	16	64440-MKP-K80ZB	127	11	83511-MKP-J80ZD	100	6
45125-MKP-H82	79	2	50295-MGZ-J00	121	3	52101-MGZ-J00	110	5		123	18	64442-MKP-J80	127	13	83520-MKP-J80	100	7
45125-MKP-J81	79	2	50345-MKP-J80	81	1	52105-MJ0-000	110	6	61102-MKP-J80	86	3	64450-MKP-J80	100	5	83545-KCJ-690	101	20
45125-MKP-J91	78	2	50351-MGZ-J01	121	4	52141-MGZ-J00	110	7	61103-KPF-910	86	4	64535-MFJ-D00	118	26		113	9
45126-MKP-H82	79	3	50353-MGZ-J00	121	5	52143-KZ3-860	54	11	61104-428-010	104	11					115	11
45126-MKP-J81	79	3	50354-MGZ-J00	121	6	52143-MGZ-J00	110	8	61104-428-730	103	7	67000			83551-300-000	97	20
45131-MKP-J00	82	1	50383-KZZ-900	86	1	52170-MKP-J00	110	9	61104-KZZ-900	74	4					121	10
45131-MN9-006	93	17				52171-KR6-000	110	10	61105-KPF-910	86	5	67101-MKP-H80	124	13	83551-376-000	121	9
45132-166-016	89	12	50401-MJW-J00	121	7	52200-MKP-J00	110	11	61110-MKP-J80ZA	86	6	67101-MKP-J80	124	13	83606-KWS-901	98	16
45132-MKP-J00	82	2	50451-MJW-J00	121	8	52400-MKP-307	112	1	61110-MKP-K80ZA	86	6				83611-MKP-J80ZA	100	8
45133-MA3-006	89	13	50530-MKP-J80	109	2	52400-MKP-A81	112	1	61304-415-000	123	19	77000			83611-MKP-J80ZB	100	8
	93	18	50530-MKP-K80	109	2	52400-MKP-D81	112	1	61309-GE4-003	59	14				83611-MKP-J80ZC	100	8
45155-MGZ-J10	79	4	50542-MV4-000	109	3	52400-MKP-G81	112	1	61316-KCJ-661	125	27	77103-MEE-000	86	14	83611-MKP-J80ZD	100	8
45155-MKP-J90	78	4	50600-MKP-J00	108	1	52400-MKP-H81	112	1	61410-MKP-J80	81	4	77156-MGZ-J81	98	1	83620-MKP-J80	100	9
45156-MKP-J80	79	5	50611-MKP-J80	108	2	52400-MKP-S81	112	1				77200-MKP-J81	98	2	83705-MT3-300	113	10
45156-MKP-J90	78	5	50612-MM5-000	108	3	52463-MGZ-J00	110	12	64000			77205-286-000	98	3			
45157-MKP-J80	84	34	50617-445-840	108	4							77205-MFE-670	98	4	86000		
45159-MGZ-J00	89	14	50619-MM5-000	108	5	52465-MKP-J00	112	4	64122-MCZ-000	97	17	77206-MKP-J80	98	5			
45215-MAJ-G41	89	15	50639-ML0-010	108	6	52471-MKP-J00	112	3	64131-MKP-J80	124	1	77208-KW7-900	81	5	86102-MGZ-J00ZA	131	1
45250-MKA-J31	89	16	50642-MM5-000	108	7				64141-MKP-J80	124	2		97	19	86150-KPG-901	84	20
45250-MKP-J81	89	16	50644-445-840	108	8	53000			64165-MJF-A30	100	3	77214-KPH-900	98	6	86171-MKP-DL0ZB	131	2
45290-MKA-J31	89	23	50661-MJE-D00	108	9				64216-GJ2-730	124	3	77220-MGZ-J00	98	7	86171-MKP-J80ZA	131	2
45290-MKP-J81	89	17	50700-MJW-J00	108	10	53100-MKP-J80ZA	83	10	64221-MKP-J80	124	4	77231-MGZ-J80	99	1	86171-MKP-J80ZB	131	2
45504-410-003	78	7	50710-KYJ-900	108	11	53104-MJE-D40	83	11	64224-MJW-J80	124	5	77234-GN2-000	98	8	86171-MKP-J80ZC	131	2
	79	7	50711-KET-600	108	12	53105-MGZ-J80	83	12	64230-MKP-J80	126	2	77235-MJE-D00	98	9	86171-MKP-K80ZA	131	2
45510-MGZ-D02	78	8	50712-KET-600	108	13	53106-KR3-770	83	13	64231-MKP-M80	125	28	77236-KAZ-780	128	14	86171-MKP-K80ZB	131	2
	79	8	50714-KBA-930	108	14	53108-KR3-770	83	14	64234-MJW-J80	124	6	77239-MJE-D03	98	10	86172-MKP-DL0ZB	131	3
45512-MA6-006	78	9	50715-MKP-J80	108	15	53131-MKP-J40ZA	83	15	64240-MKP-J80	126	3	77241-MGZ-J80ZA	99	2	86172-MKP-J80ZA	131	3
	79	9	50725-MGZ-J00	108	16	53132-MKP-J80ZA	84	16	64241-MKP-J80	124	7	77241-MGZ-J80ZD	99	2	86172-MKP-J80ZB	131	3
						53140-MGS-D30	77	10	64243-MEW-920	97	18	77251-GR1-000	128	2	86172-MKP-J80ZC	131	3
45513-K33-D01	91	14	51000			53150-MGS-D30	77	11	64245-MKP-J80	124	8	77251-MJW-J80ZA	99	3	86172-MKP-K80ZA	131	3
45513-KK1-771	78	10				53170-MJW-J01	78	15	64260-MKP-J80	124	9	77251-MJW-J80ZD	99	3	86172-MKP-K80ZB	131	3
	79	10							64270-MKP-J80	124	10	77302-KW7-900	74	5	86201-MKP-J80ZA	131	4
45517-166-006	77	9	51400-MKP-307	87	1				64280-MKP-J80	124	11	77330-MGZ-J80ZE	98	11	86201-MKP-J80ZB	131	4
	78	11	51400-MKP-J81	87	1	53172-KYJ-900	77	12	64285-MKP-J00	113	2	77331-MGZ-J00	98	12	86201-MKP-K80ZA	131	4
	79	11	51400-MKP-K81	87	1	53192-268-000	77	13				77331-MGZ-J80	98	13	86201-MKP-K80ZB	131	4
45520-GE2-006	78	12	51401-MKP-J81	87	2	53192-268-000	77	14	64300-MKP-DL0ZC	126	4	77340-MGZ-J80ZD	98	14	86202-MKP-J80ZA	132	5
	79	12	51401-MKP-K81	87	2	53192-268-000	77	14	64300-MKP-DL0ZD	126	4	77582-MJW-J80	98	15	86202-MKP-J80ZB	132	5
	79	12	51401-MKP-K81	87	2	53192-268-000	77	14	64300-MKP-J80ZA	126	4				86202-MKP-K80ZA	131	5
45520-GW0-911	91	15	51402-MGZ-J01	87	3	53192-268-000	77	14	64300-MKP-J80ZB	126	4				86202-MKP-K80ZB	131	5
45521-GW0-911	91	16	51410-MKP-J81	87	5	53213-MB4-771	85	1	64300-MKP-J80ZC	126	4				86611-MGZ-D10ZA	132	6
45521-K21-901	78	13	51412-MB4-003	87	6	53214-371-010	85	2									
	79	13	51414-MFJ-A51	87	7	53219-MKP-J80	85	3									
	79	13		87	7	53220-K87-A00	85	4									

PART NO. INDEX

Part Number	Page	Ref.	Part Number	Page	Ref.	Part Number	Page	Ref.	Part Number	Page	Ref.	Part Number	Page	Ref.	Part Number	Page	Ref.	
86641-MKP-DL0ZA	132	7	87593-MKA-S80	130	13	90013-MGZ-J00	64	14	90119-MJW-J40	106	29	90405-MGZ-J00	64	15			105	19
86641-MKP-DL0ZB	132	7				90015-MGZ-J01	61	17	90120-KCR-003	123	20	90417-360-000	67	16			115	15
86641-MKP-J80ZA	132	7	88000			90017-GHB-620	84	35	90120-MJE-D00	97	22	90418-KYJ-900	46	14			119	29
86641-MKP-J80ZB	132	7				90017-GHB-640	56	8	90121-MGZ-J00	112	6		72	1	90666-SDA-A01		127	18
86641-MKP-J80ZC	132	7	88130-MJE-D40	76	1	90017-KYJ-900	46	12	90122-MGZ-J00	112	7	90432-MM5-000	54	14	90677-KAN-T00		115	16
86641-MKP-K80ZA	132	8	88210-MJE-D40	76	2	90017-MGZ-J00	55	5	90123-MGZ-J00	112	8	90442-028-000	61	19			124	24
86641-MKP-K80ZB	132	8	88210-MJE-HF0	76	2	90019-KYJ-900	46	13	90129-MGZ-J00	119	27		73	1	90683-GR1-003		98	17
86642-MKP-DL0ZA	132	9	88220-MJE-D40	76	3	90019-MB0-000	60	13	90130-KYJ-900	81	7	90442-397-000	52	10			99	6
86642-MKP-DL0ZB	132	9	88220-MJE-HF0	76	3	90019-MGZ-J00	60	13	90130-MGZ-J00	86	9		73	1	90683-SA0-003		119	41
86642-MKP-J80ZA	132	9				90021-MGZ-D02	71	24	90131-883-000	60	15	90443-KTM-970	124	20	90690-MCA-003		89	21
86642-MKP-J80ZB	132	9	89000			90021-MGZ-J00	60	14	90131-K87-L50	90	13	90451-155-000	67	17			93	23
86642-MKP-J80ZC	132	9							90131-KZZ-900	89	20	90451-KY2-000	65	12	90690-MEF-800		77	20
86642-MKP-K80ZA	132	10	89101-MC7-000	128	10	90021-MM5-000	67	14	90131-MKP-T80	86	10	90452-MKP-D01	54	15	90690-MJE-D11		89	22
86642-MKP-K80ZB	132	10	89102-KTC-900	128	3	90023-KYJ-900	57	4	90132-KPP-T00	127	16	90452-MR7-000	66	13	90701-MV9-670		62	21
86643-MKP-DL0ZA	133	11	89103-538-000	128	4	90023-MGZ-J00	67	15	90132-KYJ-960	109	5	90454-428-000	66	14	90742-KYJ-900		64	16
86643-MKP-DL0ZB	133	11	89202-MFJ-D00	128	5	90037-422-003	66	12	90132-MJE-D40	124	17	90454-KYJ-900	65	13	90852-KPP-T00	113	15	
86643-MKP-J80ZA	133	11	89211-KWW-640	128	6	90048-MY5-600	61	18	90133-KPP-T00	99	5	90455-KYJ-900	65	14				
86643-MKP-J80ZB	133	11	89211-MGZ-J00	128	7	90050-MKN-D11	54	12				90456-MA6-000	65	15	91000			
86643-MKP-J80ZC	133	11	89216-KYJ-900	128	8	90071-MB0-000	59	15				90459-438-000	66	15				
86643-MKP-K80ZA	133	11	89217-KGH-900	128	9	90101-KTB-000	121	12	90134-KPP-T00	123	21	90463-MEE-000	52	11	91001-MGZ-J00		64	17
86643-MKP-K80ZB	133	11	89219-KWW-601	128	11	90101-MGZ-J00	121	11	90134-MJE-D00	124	19		73	1	91007-MGS-D31		67	18
86644-MKP-DL0ZA	133	12	89221-MGZ-J00	128	12	90101-MJW-J40	60	19	90135-K87-A00	119	28	90463-ML7-000	58	10	91008-KCY-671		54	16
86644-MKP-DL0ZB	133	12				90102-MAS-000	94	15	90135-MS2-000	97	23		61	20	91015-KT8-005		85	8
86644-MKP-J80ZA	133	12	90000			90102-MFG-D00	85	5	90145-MS9-612	78	17		73	1	91016-KT8-005		85	9
86644-MKP-J80ZB	133	12				90102-MGZ-J00	121	13				90463-MR7-000	66	16	91022-MN4-003		65	17
86644-MKP-J80ZC	133	12	90001-MGZ-J00	68	4	90103-MGZ-J00	121	14	90165-MGZ-J00	92	22	90464-MR7-000	66	17	91023-MKP-D01		66	19
86644-MKP-K80ZA	133	12	90002-KWB-600	104	12	90104-KYJ-900	121	15	90168-S2A-010	107	11	90501-K87-A00	95	19	91023-MN4-003		65	18
86644-MKP-K80ZB	133	12	90002-MGZ-J00	56	5	90104-MGZ-J00	85	5	90180-MN8-006	121	16	90502-KGB-610	105	18	91026-MGZ-J00		66	20
						90104-MJE-D40	76	4	90191-MJE-D40	84	24	90503-KGA-900	84	26	91051-KVK-901		90	11
87000			90002-MJE-D00	56	6	90105-KGH-900	95	16	90202-KCW-870	78	18	90503-MJE-D40	113	14	91052-MGS-D31		112	10
87125-GB0-900	129	1	90002-PA6-003	61	13	90105-MGS-D30	90	10				90504-964-000	124	21	91053-MGS-D31		95	20
87125-KZZ-G40	129	2	90003-MGZ-J00	53	8	90106-GBB-710	124	14	90231-MJE-D00	54	13	90505-MGZ-A00	104	13	91054-MT6-831		95	21
87505-MKP-D80	129	3				90106-MCF-D00	110	13	90301-MJE-D00	86	17	90506-425-830	115	13	91059-KY2-711		84	28
87505-MKP-G80	129	4	90004-GHB-600	52	8	90107-MBG-000	84	21	90301-KGH-901	77	17	91071-KV3-005	85	7	91071-KV3-005		111	17
87505-MKP-H80	129	4	90004-GHB-650	45	8	90107-MGE-000	84	22				90507-MGZ-J00	77	19	91071-MT7-003		111	18
87505-MKP-M80	129	4	90004-GHB-670	52	9	90108-MR5-000	109	4	90301-KWN-901	97	24	90507-ZV1-000	124	22	91106-MCF-003		67	19
87505-MKP-N80	129	4	90004-MGZ-J00	58	9	90109-MR7-000	87	19	90301-MGZ-J00	113	13	91111-PJ2-003	92	23	91202-MAL-601		111	19
87505-MKP-S80	129	4	90005-MAZ-000	61	14	90111-162-000	120	5	90302-425-830	107	12	90538-KSH-900	101	21	91203-KSP-911		67	20
87508-MJJ-D31	129	5	90005-MGZ-J00	65	10	90111-187-000	113	11	90302-KVB-T01	85	6	90543-MV9-670	45	9	91204-KK0-003		53	9
87509-GFM-K00	129	6	90006-GHB-680	60	12	90111-KW3-003	124	15	90303-MGZ-J40	115	12		72	1	91207-KT8-003		66	21
87509-KWP-900	129	6	90007-MGZ-J00	46	10	90111-MR5-000	116	4	90304-GE8-003	123	22	90544-283-000	88	21	91212-422-006		92	25
87509-KWW-A40	129	6	90009-MGZ-J00	61	15	90113-438-000	77	16				90545-300-000	78	19	91213-MB2-006		111	20
87512-MKP-D80	129	7	90010-GHB-700	46	11	90113-MGZ-J00	107	10	90304-KGA-900	112	9		79	19	91251-MKL-D81		88	22
87516-KFK-750	112	5	90010-MGZ-J00	60	12	90114-166-006	78	16	90304-KGH-901	84	25		92	24	91252-K35-V01		90	12
87516-KZZ-L40	112	5	90011-MGP-000	61	16							90557-230-000	107	13	91253-443-761		95	22
87516-MBL-610	112	5	90011-MGZ-J00	46	11	90114-KPH-700	99	4	90304-KPH-700	112	9	90583-KVB-900	127	17				
87516-MCA-G60	112	5	90013-GHB-600	78	24	90115-MGZ-J00	81	6	90305-GE8-003	105	17	90601-107-000	65	16				
87516-MJF-H10	112	5							90305-GE8-003	111	15	90601-KAF-003	107	14	91262-KV3-831		111	21
87560-KTT-950	129	8							90305-GW2-711	95	17	90603-MN4-000	66	18			112	11
87560-KVB-930	129	8	90013-GHB-610	80	25				90305-K87-A00	90	14	90628-750-000	115	14	91301-MKP-T01		71	25
87560-MBR-871	129	8				90115-MV9-000	108	17	90305-KCJ-951	111	15	90646-657-000	101	22	91301-ML7-003		53	10
87560-MGE-680	130	11				90116-KV3-701	88	20	90306-KGH-901	95	18	90650-KV6-003	119	45			73	1
87560-MGP-F01	129	9				90116-MGZ-J00	108	18	90309-357-000	111	16	90651-K14-A31	124	23	91301-PLC-000		71	26
87560-MZ0-670	129	8	90013-GHB-660	77	15	90116-MKA-D80	89	19	90310-MJE-D40	76	5	90651-KV6-003	107	15	91302-MB0-013		58	11
87562-MGE-680	130	12							90312-GFM-970	120	6		119	46			73	1
87586-MGC-DD0	129	10				90116-SP0-003	124	16	90315-MFL-003	123	23	90651-MA5-671	78	20	91303-KF0-003		62	22
			90013-GHB-670	97	21				90321-315-670	77	18		79	20			73	1
			90013-GHB-710	86	16	90117-KZZ-J80	84	23	90401-KCY-670	57	5	90652-HC4-003	119	30	91304-MCP-900		62	23
						90118-MGZ-J00	105	16	90403-KE7-000	65	11	90652-KT1-771	84	30			73	1



PART NO. INDEX

Part Number	Page	Ref.	Part Number	Page	Ref.	Part Number	Page	Ref.	Part Number	Page	Ref.	Part Number	Page	Ref.	Part Number	Page	Ref.
91305-KC1-850	62	24		127	19	95012-17001	116	5	99000								
	73	1	93903-24420	115	21	95015-54000	92	28									
91305-MCJ-751	62	25	93903-25480	102	27	95015-82000	108	24	99006-24000	128	13						
	73	1	93913-25380	75	8	95701-06010-00	119	37									
91307-035-000	53	11				95701-06010-07	78	23									
	73	1	94000				79	23									
91309-425-003	59	16				95701-06012-00	62	28									
	73	1	94001-06070-0S	107	16		98	19									
91313-MB0-003	60	16	94002-08000-0S	92	26	95701-06012-07	92	29									
	73	1	94002-08070-0S	77	21	95701-06014-00	52	12									
91320-MB0-000	59	17	94021-05000-0S	104	15		65	19									
91333-PNC-006	56	9	94050-06000	62	27		67	22									
	73	1		97	26	95701-06014-07	106	30									
91351-MGS-D30	95	24	94050-06070	119	33		125	30									
91356-KF0-003	88	23		125	29	95701-06014-08	119	38									
91406-MS8-000	101	23	94050-06080	103	8		121	19									
91456-371-770	84	31		119	34	95701-06018-00	62	29									
91508-MGP-D00	101	24		120	8	95701-06020-07	107	18									
91535-STK-003	119	31	94050-08000	105	20		119	39									
91535-TA0-003	115	17	94050-10000	121	17	95701-06022-07	123	27									
	119	42	94101-06000	98	18	95701-06022-08	104	19									
91554-SM4-003	77	8		108	20		119	40									
	84	29	94101-06700	86	18	95701-06028-08	103	9									
91558-MKP-J01	104	14	94101-10800	112	12	95701-06035-00	60	20									
91565-SEL-003	119	43		121	18		62	30									
91580-SM4-003	77	22	94102-08000	108	21	95701-06040-08	62	31									
91593-MGZ-J01	97	25	94103-04000	115	22	95701-06095-00	62	32									
91771-MKK-H11	117	6	94103-05700	75	9	95701-08025-00	98	20									
	119	47	94103-05800	104	16	95701-08050-00	105	22									
			94103-06800	113	17	95701-08055-00	62	33									
92000				119	35	95701-08075-00	62	34									
			94103-08000	105	21	95701-10075-00	62	35									
92101-05020-0A	115	18	94109-12000	60	17	95801-06028-00	52	13									
92101-06025-0A	120	7		73	1		59	19									
92501-08025-0A	108	19	94201-16150	108	22	95801-08032-00	125	26									
92900-06016-0E	62	26	94201-20150	92	27												
92900-08022-3E	46	15		108	23	96000											
			94301-08140	46	16												
93000				53	12	96001-06012-00	81	8									
				56	10	96001-06014-00	57	6									
93411-05025-08	114	11		60	18	96001-06014-07	62	36									
93411-05040-08	114	12	94301-10160	45	10	96001-06020-04	102	28									
93500-04008-1H	71	27	94301-12160	46	17	96001-06025-07	74	7									
93600-04012-1G	78	21	94510-14000	67	21	96001-06040-00	57	7									
	79	21	94511-15000	107	17	96100-62020-10	111	24									
93891-05016-08	101	25	94520-35000	111	23	96100-63050-00	65	20									
93892-05012-08	59	18	94560-62200	66	22	96220-40080	67	23									
93892-05012-18	71	28	94591-49000	119	36	96400-08035-04	105	23									
93892-05014-18	71	29				96400-08050-00	105	24									
93893-04012-17	78	22	95000			96600-06020-00	92	30									
	79	22				96600-06025-00	98	21									
93901-24480	115	19	95001-75080-40	104	17	96600-08020-10	67	24									
93901-25280	111	22	95002-02100	123	24	96600-08028-08	84	32									
93901-25320	102	26	95002-40800-08	104	18												
93903-24380	74	6	95002-50000	123	25	98000											
	100	11	95005-35045-20	71	30												
	115	20	95005-45175-20	97	29	98200-33000	116	6									
	119	32	95005-50400-30	123	26												
	125	25	95005-75640-20	97	30												

PART NAME INDEX

Part name	Page	Ref.	Part name	Page	Ref.	Part name	Page	Ref.
[A]								
ARM COMP., EX. VALVE ROCKER ...	48	5	BEARING, SPECIAL RADIAL BALL, 6204	64	17	BOLT, FLANGE, 6X14	52	12
ARM COMP., GEAR CHANGE	107	2	BODY ASSY., THROTTLE	69	7		57	6
ARM COMP., IN. VALVE ROCKER ...	48	4		70	7		62	36
ARM SUB ASSY., CUSHION	112	4	BODY COMP., FRAME	121	1		65	10
ARM, L. STEP	108	7	BODY COMP., IDLE AIR CONTROL				67	22
ARM, R. STEP	108	3	VALVE	71	16		84	23
AXLE, FR. WHEEL	90	2	BODY SET	70	8			35
AXLE, RR. WHEEL	94	3		71	31		106	30
[B]			BOLT-WASHER, 4X8	61	13	BOLT, FLANGE, 6X16	89	19
BAG, SERVICE BOOK	128	2	BOLT-WASHER, 5X25	114	11		93	21
BAG, TOOL	128	10	BOLT-WASHER, 5X40	114	12	BOLT, FLANGE, 6X18	56	8
BAND F, BATTERY	116	5	BOLT-WASHER, 6X12	60	14		62	29
BAND, INSULATOR	46	7		67	14	BOLT, FLANGE, 6X20	45	8
BAND, L. RR. MUFFLER	105	8	BOLT ASSY., FR. FORK	87	15		60	19
BAND, TOOL	98	16	BOLT, ADAPTER, 10MM	76	4		102	28
	113	8	BOLT, BRAKE DISK, 8X24	95	16		107	18
BAND, WIRE	84	30	BOLT, CAP, 8X25	108	19		119	39
	105	19	BOLT, CHANGE PIVOT	107	10	BOLT, FLANGE, 6X22	77	15
	115	15	BOLT, CONNECTING ROD	63	6		78	25
	119	29	BOLT, DISK, 8X25	90	10		80	26
BAND, WIRE, 165MM	107	15	BOLT, DRAIN PLUG, 12X15	60	15		104	19
	119	46	BOLT, FLANGE SOCKET, 6X22 ...	68	4		119	40
	119	45	BOLT, FLANGE SOCKET, 6X25 ...	56	5		123	27
BAND, WIRE, 95MM	119	45		58	8	BOLT, FLANGE, 6X25	52	9
BAR COMP., SIDE STAND	109	2	BOLT, FLANGE SOCKET, 6X28 ...	53	8		74	7
BAR, L. PILLION STEP	108	13		56	7		97	21
BAR, R. PILLION STEP	108	12	BOLT, FLANGE SOCKET, 6X40 ...	56	6	BOLT, FLANGE, 6X28	52	13
BASE COMP., CONTACT	83	5	BOLT, FLANGE SOCKET, 6X60 ...	58	9		59	19
BATTERY	116	1	BOLT, FLANGE, 10X146	121	15		60	12
BEARING A, CONNECTING ROD	63	7	BOLT, FLANGE, 10X35	121	16		103	9
BEARING A, CRANKSHAFT	63	10	BOLT, FLANGE, 10X40	85	5	BOLT, FLANGE, 6X30	54	12
BEARING B, CONNECTING ROD	63	7		121	11	BOLT, FLANGE, 6X32	46	12
BEARING B, CRANKSHAFT	63	10	BOLT, FLANGE, 10X45	121	12	BOLT, FLANGE, 6X35	46	11
BEARING C, CONNECTING ROD	63	7	BOLT, FLANGE, 10X62	112	6		60	20
BEARING C, CRANKSHAFT	63	10	BOLT, FLANGE, 10X65	121	13		62	30
BEARING D, CONNECTING ROD	63	7	BOLT, FLANGE, 10X75	62	35		86	10
BEARING D, CRANKSHAFT	64	10		121	14	BOLT, FLANGE, 6X37	46	13
BEARING E, CONNECTING ROD	63	7	BOLT, FLANGE, 12X50	57	4	BOLT, FLANGE, 6X39.5	57	7
BEARING E, CRANKSHAFT	64	10	BOLT, FLANGE, 5X12	104	12	BOLT, FLANGE, 6X40	62	31
BEARING, HEAD PIPE UNDER	85	9	BOLT, FLANGE, 6MM	113	11		86	16
BEARING, HEAD PIPE UPPER	85	8		120	5	BOLT, FLANGE, 6X95	62	32
BEARING, NEEDLE	111	17	BOLT, FLANGE, 6X10	52	8	BOLT, FLANGE, 8X25	98	20
		18		78	23	BOLT, FLANGE, 8X32	89	20
BEARING, NEEDLE, 14X22X16	67	19			24		125	26
BEARING, NEEDLE, 17X24X30	112	10		79	23	BOLT, FLANGE, 8X35	105	23
BEARING, NEEDLE, 17X27X14.8 ...	65	17		80	24	BOLT, FLANGE, 8X40	84	22
BEARING, NEEDLE, 20X24X11	66	20		92	20	BOLT, FLANGE, 8X45	87	19
BEARING, NEEDLE, 20X34X16.8 ...	66	19		119	37	BOLT, FLANGE, 8X49	93	22
BEARING, NEEDLE, 30X35X17	54	17	BOLT, FLANGE, 6X12	62	28	BOLT, FLANGE, 8X50	105	22
BEARING, RADIAL BALL, 25X47X8 ...	67	18		80	25			24
BEARING, RADIAL BALL, 6202	111	24		81	8	BOLT, FLANGE, 8X55	62	33
BEARING, RADIAL BALL, 6203UU ...	90	11		89	18	BOLT, FLANGE, 8X75	62	34
BEARING, RADIAL BALL, 6204UU ...	95	20		92	21	BOLT, FR. AXLE	90	14
BEARING, RADIAL BALL, 6303UU ...	95	21			29	BOLT, HANDLE LEVER PIVOT	78	16
BEARING, RADIAL BALL, 6305	65	20		93	20		79	16
BEARING, RADIAL BALL, 6903	54	16		98	19			



PART NAME INDEX

Part name	Page	Ref.	Part name	Page	Ref.	Part name	Page	Ref.
BOLT, HEAD COVER	45	7	BRACKET, HANDLE LEVER	77	12	CIRCLIP, INTERNAL, 35MM	111	23
BOLT, HEX., 5X20	115	18	BRIDGE COMP., FORK TOP	84	19	CLAMPER A, FR. BRAKE HOSE	78	4
BOLT, HEX., 6X25	120	7	BRUSH SET A, CARBON	59	2	CLAMPER A, RR. BRAKE	79	4
BOLT, HEX., 8X50	110	13	BRUSH SET B, CARBON	59	3	CLAMPER B, FR. BRAKE HOSE	91	1
BOLT, L. STEERING HANDLE LEVER PIVOT	77	16	BULB	115	2	CLAMPER C, FR. BRAKE	78	5
BOLT, MAIN STEP RUBBER SETTING	108	17	BUSH, GUIDE	87	7	CLAMPER, SENSOR CORD	79	5
BOLT, OIL, 10X22	78	17	BUSH, SLIDER	87	8	CLAMP, ABS CORD	84	34
	79	17				CLAMP, A.C. GENERATOR CORD	89	3
	92	22	[C]			CLAMP, FUEL HOSE	14	5
BOLT, ONE-WAY, 8MM	84	21	CABLE COMP. A, THROTTLE	77	1	CLAMP, HARNESS	93	5
BOLT, PIN	93	17	CABLE COMP. B, THROTTLE	77	2	CLAMP, MASTER CYLINDER OIL HOSE	57	1
BOLT, SEALING, 12MM	46	4	CABLE COMP., CLUTCH	77	3	CLAMP, TUBE	97	25
	61	4	CABLE, BATTERY EARTH	59	13	CLIP	77	20
BOLT, SEALING, 18MM	61	18	CABLE, SEAT LOCK	59	13	CLIP, 4X90	119	30
BOLT, SETTING	59	6	CABLE, STARTER MOTOR	98	1	CLIP, AIR HOSE, 16MM	91	10
BOLT, SHOULDER	71	24	CALIPER SUB ASSY., RR.	59	12	CLIP, BODY COVER	101	23
BOLT, SIDE STAND PIVOT	109	4	CALIPER SUB ASSY., R. FR.	93	11	CLIP, BUMPER SEAL	104	18
BOLT, SOCKET KNOCK, 6MM	61	16	CALIPER SUB ASSY., EX.	89	16	CLIP, CABLE, 10MM	115	14
BOLT, SOCKET, 10MM	61	14	CAMSHAFT COMP., IN.	48	3	CLIP, CABLE, 14MM	119	36
		15	CAMSHAFT COMP., EX.	48	2	CLIP, COUPLER	101	22
BOLT, SOCKET, 10X48	112	7	CAMSHAFT COMP., IN.	48	2	CLIP, HARNESS	115	17
BOLT, SOCKET, 10X58	112	8	CANISTER COMP.	104	4	CLIP, OIL DRAIN TUBE	119	31
BOLT, SOCKET, 4X25	97	22	CAP ASSY., NOISE SUPPRESSOR ..	120	4	CLIP, PISTON PIN, 16MM	101	1
BOLT, SOCKET, 5X10	90	13	CAP COMP., FUEL FILLER	96	14	CLIP, RETURN HOSE	63	4
BOLT, SOCKET, 5X9	116	4	CAP COMP., RADIATOR	122	6	CLIP, SLIDE	93	19
BOLT, SOCKET, 6X20	92	30	CAP, 45MM	53	2	CLIP, SNAP FITTING	106	28
BOLT, SOCKET, 6X25	98	21	CAP, BLEEDER	89	8	CLIP, SUB TANK HOSE	124	23
BOLT, SOCKET, 8MM	55	5	CAP, CYLINDER HEAD COVER	93	14	CLIP, SWITCH COVER	107	14
	88	20	CAP, DUMMY	45	2	CLIP, TUBE	123	24
BOLT, SOCKET, 8X20	67	24	CAP, MASTER CYLINDER	72	1	CLIP, WATER HOSE	58	6
BOLT, SOCKET, 8X22	108	18		117	6			
BOLT, SOCKET, 8X28	84	32		119	47			
BOLT, SPECIAL, 10MM	66	12	CAP, OIL FILLER	78	10			
BOLT, SPECIAL, 10X25	64	14	CAP, PIPE END	79	10			
BOLT, SPECIAL, 6X16	109	5	CAP, RESERVE TANK	91	14			
BOLT, STUD, 12X25	94	15	CAP, SOCKET BOLT	53	3			
BOLT, STUD, 6X16	62	26	CAP, STEERING NUT	124	7			
BOLT, STUD, 8X22	46	15	CAP, RESERVE TANK	122	11			
BOLT, SWINGARM PIVOT	110	5	CAP, SOCKET BOLT	84	31			
BOLT, TANK HINGE	97	23	CAP, STEERING NUT	84	18			
BOLT, TERMINAL	59	7	CARTRIDGE, OIL FILTER	60	10			
BOLT, TIE ROD	107	11	CASE ASSY., UNDER	75	3			
BOLT, UBS, 8X105	61	17	CASE ASSY., UPPER	75	2			
BOLT, WIRE ADJUSTING	77	14	CASE SUB ASSY., AIR CLEANER ..	101	9			
BOOT B	89	13	CASE, DRIVE CHAIN	110	1			
	93	18	CASE, L. BOTTOM	87	18			
BOOT COMP.	78	7	CASE, R. BOTTOM	87	10			
	79	7	CENTER COMP., SHIFT DRUM	67	6			
	91	6	CENTER, CLUTCH	54	3			
BOOT, PIN BUSH	89	12	CHAIN KIT, DRIVE	111	25			
BOOT, SLEEVE	93	10	CHAIN, CAM	52	1			
BOSS, OIL FILTER	60	13	CHAIN, DRIVE	110	2			
BRACE, FR. FENDER	86	3	CHAIN, OIL PUMP	60	6			
BRACKET COMP., FUEL TANK	121	3	CHAIN, OIL PUMP	78	20			
BRACKET COMP., RR. BRAKE	93	8	CIRCLIP	78	20			
		24	CIRCLIP, 25MM	79	20			
BRACKET SUB ASSY., R. FR.	89	17	CIRCLIP, 28MM	91	17			
		23	CIRCLIP, EXTERNAL, 14MM	65	16			
			CIRCLIP, EXTERNAL, 15MM	66	18			
				67	21			
				107	17			

PART NAME INDEX

Part name	Page	Ref.	Part name	Page	Ref.	Part name	Page	Ref.
COLLAR A, ENGINE HANGER	121	4	COVER COMP., THERMOSTAT	68	3	DOWEL PIN, 8X14	56	10
COLLAR B, L. ENGINE HANGER	121	6	COVER COMP., UPPER	118	15		60	18
COLLAR B, RR. AXLE DISTANCE	94	9			16	DRIVER, SCREW	128	3
COLLAR B, RR. FORK PIVOT	110	6	COVER COMP., WATER PUMP	58	2	DRUM COMP., GEARSHIFT	67	5
COLLAR B, R. ENGINE HANGER	121	5	COVER SUB ASSY., AIR CLEANER	101	12	DUCT, AIR CLEANER	101	10
COLLAR, 12.7X15	108	2	COVER, ABS MODULATOR	81	4	DUST SEAL, 17X24X5	111	21
COLLAR, 25X28X12	65	6	COVER, A.C. GENERATOR	56	1		112	11
COLLAR, 28MM	66	4	COVER, CLUTCH SWITCH	77	5	DUST SEAL, 22X35X7	111	20
COLLAR, AIR CLEANER MOUNTING	101	8	COVER, DUST	107	4	DUST SEAL, 25X33X4	111	19
COLLAR, BANK ANGLE SENSOR	119	27	COVER, EX. MANIFOLD	106	25	DUST SEAL, 25X40X5	90	12
COLLAR, BODY COVER	120	6	COVER, LOCK NUT	76	1	DUST SEAL, 30X47X8	95	22
COLLAR, CENTER PIVOT DISTANCE	110	7	COVER, L. PIVOT	121	8			23
COLLAR, CUSHION CONNECTING ROD	110	12	COVER, MUFFLER	105	7	DUST SEAL, STEERING HEAD	85	2
	112	2	COVER, REED VALVE	45	6	DUST SEAL, STEERING UPPER	85	1
COLLAR, EX. PIPE MOUNTING	105	13	COVER, RELAY	118	22			
COLLAR, FAN COVER	102	29	COVER, RELAY BOX	118	17	[E]		
COLLAR, FR. FENDER	103	7	COVER, RR. FENDER	113	6	ELEMENT, AIR CLEANER	101	2
	104	11	COVER, R. PIVOT	121	7	EMBLEM, KEY	83	8
COLLAR, FR. FENDER MOUNTING	86	5	COVER, SENSOR	106	26	EMBLEM, PRODUCT	84	20
COLLAR, FR. WHEEL COVER	113	16	COWL B, L. SIDE	127	13			
COLLAR, FR. WHEEL DISTANCE	90	5	COWL B, R. SIDE	126	8	[F]		
COLLAR, FR. WHEEL SIDE	90	3	COWL SET A, L. SIDE	127	11	FAN COMP., COOLING	122	5
COLLAR, HEAD SIDE COVER	105	18	COWL SET A, R. SIDE	126	6	FASTENER B, DUAL LOCK, 20X20	97	18
COLLAR, HORN SETTING	86	8	COWL SET, L. MIDDLE	126	9		100	3
	117	11	COWL SET, R. MIDDLE	126	4	FASTENER D, DUAL LOCK, 20X20	126	1
COLLAR, L. PIVOT DISTANCE	110	8	COWL, L. INNER	126	3	FASTENER, DUAL LOCK, 20X20	96	8
COLLAR, L. RR. WHEEL SIDE	94	5	COWL, L. RR.	99	3	FENDER ASSY. B, RR.	113	5
COLLAR, MOUNTING	113	14	COWL, RR. CENTER	99	1	FENDER SET A, RR.	113	3
COLLAR, MUFFLER MOUNTING	105	10	COWL, R. INNER	126	2	FENDER SET, FR.	86	6
COLLAR, RADIATOR MOUNTING	81	3	COWL, R. RR.	99	2	FENDER, FR.	86	2
	96	16	CRANKCASE SET	61	1	FILTER ASSY., FUEL	96	4
	123	18	CRANKSHAFT COMP.	63	9	FILTER SET, OIL	60	2
COLLAR, RR. AXLE	110	4	CUP COMP., OIL	91	8	FLANGE SUB ASSY., RR. FINAL		
COLLAR, RR. AXLE DISTANCE	94	8	CUSHION ASSY., RR.	112	1	DRIVEN	94	7
COLLAR, RR. BRAKE SIDE	94	4	CUSHION, FUEL TANK RR. PIVOT	96	10	FLYWHEEL COMP.	57	2
COLLAR, SEAT SETTING	86	14	CUSHION, PGM-FI UNIT	118	24	FORK ASSY., L. FR.	87	17
COLLAR, SPLINE, 25X28X13	65	8		120	9	FORK ASSY., R. FR.	87	1
COLLAR, SPLINE, 28X31X9	66	7	CYLINDER SET, MASTER	78	14	FORK, CENTER GEARSHIFT	67	3
COLLAR, SPRING	87	3		79	14	FORK, L. GEARSHIFT	67	4
COLLAR, TAILLIGHT	113	7	CYLINDER SUB ASSY., FR. BRAKE			FORK, R. GEARSHIFT	67	2
	115	5	MASTER	78	8	FUNNEL, AIR	101	7
COLLAR, TENSIONER	52	3		79	8	FUSE, BLADE	116	6
COLLAR, WINKER	114	2	CYLINDER SUB ASSY., RR. BRAKE				117	10
		5	MASTER	91	7			12
CONNECTOR, MASTER CYLINDER	91	5						13
COTTER, VALVE	48	13	[D]					14
COUNTERSHAFT COMP.	66	1	DAMPER SET, WHEEL	94	1			
COVER ASSY. B, L. SIDE	100	9	DIAPHRAGM	78	12	[G]		
COVER ASSY. B, R. SIDE	100	7		79	12	GASKET COMP., CYLINDER HEAD		
COVER ASSY., CYLINDER HEAD	45	1		91	15	COVER	45	4
COVER ASSY., L. FR. SIDE	100	5	DIODE ASSY., THREE WAY	117	2		72	1
COVER ASSY., R. FR. SIDE	100	4	DISK COMP., FR. BRAKE	90	9	GASKET KIT A	72	1
COVER A, FR. UPPER	124	1	DISK SET, CLUTCH	54	18	GASKET KIT B	73	1
COVER A, L. SIDE	100	8	DISK, RR. BRAKE	94	13	GASKET, CYLINDER HEAD	46	5
COVER A, R. SIDE	100	6	DOWEL PIN, 10X16	45	10		72	1
COVER B, FR. UPPER	124	2		62	21			
COVER COMP., LICENSE	115	8	DOWEL PIN, 8X14	46	16			
COVER COMP., L. RR.	56	2		53	12			
COVER COMP., R. CRANKCASE	53	1						



PART NAME INDEX

Part name	Page	Ref.	Part name	Page	Ref.	Part name	Page	Ref.
GASKET, EX. PIPE	72	1	HOSE COMP. A, FR. BRAKE	79	2	LEVER COMP., CLUTCH	53	4
	105	2	HOSE COMP. A, RR. BRAKE	91	3	LEVER COMP., L. HANDLE	77	13
GASKET, TENSIONER HOLE	52	6	HOSE COMP. B, FR. BRAKE	79	3	LID SUB ASSY., AIR CLEANER	101	11
	73	1	HOSE COMP. B, RR. BRAKE	91	4	LIFTER ASSY., TENSIONER	52	4
GASKET, WATER PUMP BODY	58	3	HOSE COMP., FR. BRAKE	78	2	LIGHT ASSY., LICENSE	115	7
	73	1	HOSE COMP., FUEL FEED	96	9	LOCK COMP., SEAT	98	7
GEAR, COUNTERSHAFT FIFTH	66	8	HOSE COMP., RR. BRAKE	92	31			
GEAR, COUNTERSHAFT FIRST	66	2	HOSE, RADIATOR LOWER	122	15	[M]		
GEAR, COUNTERSHAFT FOURTH	66	6	HOSE, RADIATOR UPPER	122	14	MAINSHAFT	65	1
GEAR, COUNTERSHAFT SECOND	66	3	HOSE, RR. MASTER CYLINDER	91	9	MARK, ABS	132	6
GEAR, COUNTERSHAFT SIXTH	66	9	HOSE, WATER BYPASS	58	5	MARK, HONDA	131	1
GEAR, COUNTERSHAFT THIRD	66	5				MARK, L. WING	131	5
GEAR, MAINSHAFT FIFTH	65	5	[I]				132	5
GEAR, MAINSHAFT SECOND	65	3	INJECTOR ASSY., FUEL	70	15	MARK, RECEIVER	83	2
GEAR, MAINSHAFT SIXTH	65	7		71	15	MARK, R. WING	131	4
GEAR, MAINSHAFT THIRD & FOURTH	65	4	INSULATOR	59	9	METER ASSY., COMBINATION	75	1
GEAR, PRIMARY DRIVE	64	13	INSULATOR, THROTTLE BODY	46	6	METER COMP., LCD	75	4
GEAR, STARTER DRIVEN	55	1				MIRROR COMP., L. BACK	76	3
GEAR, STARTER REDUCTION	55	3	[J]			MIRROR COMP., R. BACK	76	2
GRIP	128	4	JET COMP., OIL	61	3	MODULATOR ASSY.	81	2
GRIP COMP., THROTTLE	77	10	JOINT A, VACUUM TUBE	71	22	MOTOR ASSY.	70	11
GRIP, L. HANDLE	77	11	JOINT, BRAKE ROD	91	18	MOTOR ASSY., FAN	122	8
GRIP, L. RR.	98	14	JOINT, BREATHER TUBE	96	5	MOTOR ASSY., STARTER	59	1
GRIP, R. RR.	98	11	JOINT, DRIVE CHAIN	110	3	MUFFLER COMP.	105	4
GROMMET A, RR. COVER	121	20	JOINT, THREE WAY	97	27			
GROMMET, AIR CLEANER CASE	97	20	JOINT, TUBE	71	23	[N]		
	121	10	JOINT, WATER	61	6	NUT-WASHER, 6MM	59	15
GROMMET, INNER PANEL	113	2				NUT, CAP, 5MM	104	15
	124	12	[K]			NUT, CAP, 6MM	78	18
GROMMET, SIDE COVER	121	9	KEY SET	83	3	NUT, CAP, 8MM	79	18
GUARD, NUMBER PLATE	125	27	KEY, BLANK	83	9	NUT, CAP, 8MM	124	20
GUIDE A, CAM CHAIN	52	7	KEY, SEAT LOCK	98	10	NUT, CLIP, 5MM	115	16
GUIDE B, CAM CHAIN	52	5	KEY, TOP	75	5	NUT, CLIP, 6MM	124	24
GUIDE C, CABLE	83	7	KEY, WOODRUFF, 25X18	64	16	NUT, CONNECTING ROD	123	22
GUIDE, CLUTCH OUTER	54	2				NUT, COWL SETTING, 5MM	63	8
GUIDE, CORD	83	6	[L]			NUT, FLANGE, 10MM	124	15
GUIDE, EX. VALVE	46	3	LABEL, ACCESSORIES & LOADING ·	129	7	NUT, FLANGE, 3MM	77	18
GUIDE, IN. VALVE	46	2	LABEL, AIR CLEANER ELEMENT			NUT, FLANGE, 6MM	121	17
			NOTICE	129	6	NUT, FIXING	123	23
[H]			LABEL, BRAKE FLUID	130	13	NUT, FLANGE, 8MM	62	27
HANDLE, EYE WRENCH	128	9	LABEL, CHAIN ADJUSTER	129	5	NUT, FLANGE, 8MM	97	26
HARNES, WIRE	117	3	LABEL, DRIVE	129	8	NUT, HEX. CAP, 8MM	103	8
HEADLIGHT ASSY.	74	1	LABEL, DRIVE CAUTION	129	8	NUT, HEX., 10MM	119	33
HEAD ASSY., CYLINDER	46	1		130	11	NUT, HEX., 6MM	120	8
HOLDER, BRACKET	77	8	LABEL, FRENCH TRANSLATION	129	9	NUT, HEX., 8MM	125	29
	84	29	LABEL, FUEL & DRIVE	129	10	NUT, LOCK, 22MM	105	20
HOLDER, BRUSH	59	4	LABEL, MANUFACTURER	129	2	NUT, SETTING	105	17
HOLDER, HANDLE UNDER	84	16	LABEL, RADIATOR CAP	122	7	NUT, SPECIAL, 6MM	76	5
HOLDER, HANDLE UPPER	83	15	LABEL, REFUEL CAUTION	130	10	NUT, STEERING STEM	107	16
HOLDER, L. MAIN STEP	108	10	LABEL, RR. DAMPER	112	5			
HOLDER, L. PILLION STEP	108	16	LABEL, TIRE & DRIVE CHAIN	129	3			
HOLDER, MASTER CYLINDER	77	9						
	78	11	LEVER ASSY., R. HANDLE	78	15			
	79	11		79	15			
HOLDER, R. MAIN STEP	108	1						
HOLDER, R. PILLION STEP	108	15						
HORN COMP.	117	9						
HOSE A, WATER	58	4						

PART NAME INDEX

Part name	Page	Ref.	Part name	Page	Ref.	Part name	Page	Ref.
NUT, U, 10MM	84	27	PACKING, OIL STRAINER	60	8	PLUG, HOLE	113	15
	109	6		73	1	PLUG, SPARK	46	8
	112	9	PAD SET, FR.	89	2	PROTECTOR	78	9
NUT, U, 12MM	95	18	PAD SET, RR.	93	1		79	9
NUT, U, 14MM	111	15	PANEL, L. INNER	124	11	PULLER, FUSE	128	1
NUT, U, 16MM	95	17	PANEL, METER	124	9	PUMP ASSY., OIL	60	3
NUT, U, 5MM	113	13	PANEL, R. INNER	124	10	PUMP COMP., WATER	58	1
	115	12	PAN, OIL	60	1	PUMP UNIT, FUEL	96	1
NUT, U, 6MM	77	17	PEDAL COMP., GEAR CHANGE	107	3			
	86	17	PEDAL COMP., RR. BRAKE	107	8	[R]		
	97	24	PGM-FI UNIT	118	23	RADIATOR COMP.	122	1
[O]			PIECE, OIL LOCK	87	11	RAIL COMP., SEAT	121	2
OIL SEAL, 12X18X5	53	9	PIN A, DOWEL, 12X16	46	17	RECEIVER UNIT	83	1
OIL SEAL, 14X22X5	67	20	PIN B, PILLION STEP	108	24	RECEIVER, CLUTCH CABLE	53	6
OIL SEAL, 34X62X8	66	21	PIN D, JOINT	92	28	RECTIFIER ASSY., REGULATE	117	1
ORIFICE A, 1.0MM	61	5	PIN, CLUTCH LIFTER	54	10	REFLECTOR, FR. REFLEX	86	11
O-RING	56	9	PIN, GEARSHIFT FORK GUIDE	66	11	REFLECTOR, REFLEX	113	1
	71	25	PIN, HANGER	89	15	REFLECTOR, RR. REFLEX	113	1
	73	1	PIN, PARTITION	93	12	RELAY ASSY., POWER	118	21
O-RING, 14.7X2.2	60	16	PIN, PISTON	61	2	RELAY COMP., POWER	118	20
	73	1	PIN, SHIFT RETURN SPRING	63	3	RELAY COMP., WINKER	118	18
O-RING, 14.8X2.4	62	22	PIN, SPLIT, 1.6X15	67	13		119	44
	73	1	PIN, SPLIT, 2.0X15	108	22	RETAINER	89	11
	92	25		92	27		93	9
O-RING, 16.5X2.5	62	24	PIN, STEP BAR	108	6	RETAINER, VALVE SPRING	48	11
	73	1	PIPE COMP. A, FR. BRAKE	82	1	RING	59	8
O-RING, 17.8X1.9	70	14	PIPE COMP. B, FR. BRAKE	82	2	RING SET, PISTON	63	1
O-RING, 18X3	53	11	PIPE COMP., EX.	105	1	RING, BACK UP	87	6
	73	1	PIPE COMP., FR. FORK	87	5	RING, FR. PULSER	90	4
O-RING, 23X2.4	62	23	PIPE COMP., FR. UPPER COWL	124	8	RING, HANDLE WEIGHT SNAP	83	14
	73	1	PIPE, FUEL	71	19	RING, OIL SEAL STOPPER	87	14
O-RING, 24.4X3.1	59	16	PIPE, SEAT	87	13	RING, PISTON	87	12
	73	1	PIPE, STEERING HANDLE	83	10	RING, RR. PULSER	94	6
O-RING, 32.95X2.62	58	11	PISTON	63	2	RING, SNAP, 62MM	66	22
	73	1		89	9	RING, STOPPER	89	10
O-RING, 33.2X2.4	88	23		93	6	ROD ASSY., CONNECTING	63	5
O-RING, 3.2X1.1	62	25	PISTON SET, MASTER CYLINDER ..	91	12	ROD COMP., PUSH	91	13
	73	1	PIVOT, SHIFT DRUM STOPPER ARM ..	67	15	ROLLER, 4X8	67	23
O-RING, 48.1X3.6	53	10	PLATE	69	6	RUBBER A, HANDLE WEIGHT	83	13
	73	1	PLATE COMP., CLUTCH PRESSURE ..	54	5	RUBBER A, PROTECTOR	105	6
O-RING, 4X2	59	17	PLATE, BEARING SETTING	65	2	RUBBER A, TAILLIGHT MOUNTING ..	74	2
O-RING, 55X2	95	24		65	9	RUBBER B, SEAT MOUNTING	81	5
O-RING, 7.47X3.6	71	26	PLATE, CUSHION CONNECTING ROD ..	112	3		97	19
O-RING, AIR INJECTION CONTROL VALVE	70	9	PLATE, DIAPHRAGM	78	13	RUBBER B, SEAT SETTING	98	3
	69	4		79	13		6	
O-RING, SENSOR	69	4	PLATE, DRIVE CHAIN GUIDE	91	16	RUBBER B, TAILLIGHT MOUNTING ..	74	3
		5	PLATE, IDLE AIR CONTROL VALVE ..	56	3	RUBBER, BATTERY	86	1
OUTER COMP., CLUTCH	54	1	PLATE, LOCK KEY SETTING	70	13		100	2
OUTER COMP., STARTING CLUTCH ..	55	2	PLATE, NAME	98	9	RUBBER, CANISTER MOUNTING	104	1
OUTER, NEEDLE BEARING	65	18	PLATE, PILLION STEP SIDE	129	1	RUBBER, COVER MOUNT	106	27
[P]			PLATE, PORT	108	14	RUBBER, DUST SEAL	107	1
PACKING, BASE	96	11	PLATE, SETTING	45	3	RUBBER, EX. PIPE MOUNTING	105	12
PACKING, LENS	115	10	PLATE, SPINDLE	54	6	RUBBER, FR. FENDER MOUNTING ..	86	4
PACKING, MUFFLER	105	9	PLATE, STEP SETTING	67	11	RUBBER, GEAR CHANGE PEDAL	107	5
			PLATE, TENSIONER SETTING	108	5	RUBBER, HEADLIGHT	103	5
			PLUG, BREATHER TUBE	67	1		104	8
				101	15			



PART NAME INDEX

Part name	Page	Ref.	Part name	Page	Ref.	Part name	Page	Ref.
RUBBER, HEADLIGHT CASE MOUNTING	123	19	SCREW, PAN, 6X10	124	14	SHAFT, GEARSHIFT FORK	67	7
RUBBER, HEAT GUARD	122	12	SCREW, PAN, 6X14	127	16	SHAFT, ROCKER ARM	48	6
RUBBER, LICENSE LIGHT	115	9		99	5	SHIM, TAPPET	48	14
RUBBER, L. WINKER MOUNTING	114	7		100	10		49	14
				124	18		50	14
			SCREW, PAN, 6X20	105	16		51	14
RUBBER, MAIN STEP	108	9		106	29	SHROUD COMP.	122	3
RUBBER, METER SETTING	75	6	SCREW, PAN, 6X22	81	7	SLEEVE	93	15
RUBBER, MOUNTING	45	9	SCREW, PAN, 6X25	119	28	SLIDER, CHAIN	110	9
	72	1	SCREW, PAN, 6X30	86	9	SPANNER, 10X14	128	6
RUBBER, MUFFLER MOUNTING	105	11	SCREW, SPECIAL, 5X11	99	4	SPANNER, 8X12	128	7
RUBBER, PILLION STEP	108	11	SCREW, SPECIAL, 6X14	81	6	SPANNER, PIN	128	5
RUBBER, PROTECTOR	97	17		110	14	SPINDLE COMP., GEARSHIFT	67	10
	105	3		113	12	SPONGE, RUBBER	101	19
RUBBER, PURGE CONTROL SOLENOID	104	9		127	14	SPRING ASSY., BRAKE PEDAL	107	9
RUBBER, RR. COWL MOUNTING	86	15	SCREW, TAPPING, 3X14	75	7	SPRING ASSY., SIDE STAND	109	3
RUBBER, RR. FENDER CUSHION	86	7	SCREW, TAPPING, 3X16	84	28	SPRING, CARBON BRUSH	59	5
RUBBER, RR. GRIP	98	12	SCREW, TAPPING, 4X12	74	6	SPRING, CLUTCH	54	7
				100	11	SPRING, CLUTCH LEVER	53	5
RUBBER, RR. HEAT GUARD	122	13		115	20	SPRING, FR. FORK	87	2
RUBBER, R. WINKER MOUNTING	114	3		119	32	SPRING, FR. REBOUND	87	9
				125	25	SPRING, JUDDER	54	8
				127	19	SPRING, L. STEP RETURN	108	8
RUBBER, SCREEN SETTING	124	3	SCREW, TAPPING, 4X16	115	19	SPRING, PAD	89	6
RUBBER, SEAT CUSHION	98	5		21			93	7
RUBBER, SEAT SETTING	98	4		19		SPRING, R. STEP RETURN	108	4
RUBBER, SHOCK	116	3	SCREW, TAPPING, 4.2X16	115	19	SPRING, SEAT LOCK	98	8
RUBBER, SIDE COVER	101	20	SCREW, TAPPING, 5X12	111	22	SPRING, SHIFT DRUM STOPPER	67	9
	113	9	SCREW, TAPPING, 5X14	75	8	SPRING, SHIFT RETURN	67	12
	115	11	SCREW, TAPPING, 5X16	102	26	SPRING, STOP SWITCH	107	7
	118	26	SCREW, TAPPING, 5X20	102	27	SPRING, VALVE INNER	48	10
RUBBER, SIDE COVER SPONGE	113	10	SCREW, TORX, 5X17	69	3	SPRING, VALVE OUTER	48	9
RUBBER, TAILLIGHT BRACKET	117	7	SCREW, TORX, 5X8.7	69	2	SPRING, VALVE OUTER	48	9
RUBBER, THERMOSTAT	68	2	SEAL RING, INJECTOR	71	17	SPROCKET, DRIVE	66	10
	72	1	SEAL SET, FR. FORK	87	16	SPROCKET, FINAL DRIVEN	94	2
			SEAL SET, PISTON	89	1	SPROCKET, OIL PUMP DRIVE	60	4
				93	2	SPROCKET, OIL PUMP DRIVEN	60	5
				101	3	SPROCKET, TIMING	64	12
			SEAL, AIR CLEANER	101	6	STATOR COMP.	57	3
			SEAL, AIR CLEANER DUCT	101	6	STAY B, RR. BRAKE	91	2
			SEAL, AIR CLEANER LID	101	4	STAY COMP., ABS MODULATOR	81	1
			SEAL, BREATHER	96	15	STAY COMP., FR. NUMBER	125	28
			SEAL, DUST	88	22	STAY COMP., FR. UPPER COWL	124	4
			SEAL, RADIATOR CAP	122	7	STAY, CLIP	84	33
			SEAL, THROTTLE BODY	101	5		93	4
			SEAL, VALVE STEM	48	1	STAY, COUPLER	117	5
			SEAT ASSY., DOUBLE	98	2	STAY, ENGINE SUB HARNESS	101	17
			SEAT, CLUTCH SPRING	54	9	STAY, HARNESS	101	18
			SEAT, JUDDER SPRING	54	4	STAY, HARNESS CLIP	61	9
			SEAT, VALVE SPRING	48	12	STAY, HOSE CLAMP	60	11
			SENSOR ASSY., BANK ANGLE	117	8	STAY, L. FR. SIDE REFLECTOR	86	13
			SENSOR ASSY., CRANK	56	4	STAY, L. SCREEN	124	6
			SENSOR ASSY., SPEED	61	12	STAY, OIL CUP	91	19
			SENSOR ASSY., WATER			STAY, RELAY BOX	118	25
				46	9	STAY, R. FR. SIDE REFLECTOR	86	12
				69	1	STAY, R. SCREEN	124	5
			SENSOR SET	69	1	STAY, SEAT LOCK CABLE	98	15
			SENSOR, AIR FUEL RATIO	105	14	STAY, TAILLIGHT	115	4
			SENSOR, FR. WHEEL SPEED	89	4	STAY, WIRE	70	12
			SENSOR, RR. WHEEL SPEED	93	3	STEM SUB ASSY., STEERING	85	3
			SHAFT COMP., BALANCER	64	11			
			SHAFT C, IDLE GEAR	55	4			

[S]

PART NAME INDEX

Part name	Page	Ref.	Part name	Page	Ref.	Part name	Page	Ref.
STOPPER	96	2	TUBE, FUEL TANK BREATHER	97	28	WASHER, SEALING, 6MM	52	10
STOPPER COMP., GEARSHIFT DRUM ..	67	8	TUBE, FUEL TANK DRAIN	96	12			11
STOPPER, TERMINAL	59	10			13			73
STRAINER COMP., OIL	60	7	TUBE, FUEL, 7.3X80	104	17	WASHER, SEALING, 6.5MM	58	10
STRIPE A, L. MIDDLE COWL	132	9	TUBE, PURGE	71	18			61
		10	TUBE, RESERVE TANK	122	10			73
STRIPE A, R. MIDDLE COWL	132	7	TUBE, VENT	115	1	WASHER, SEALING, 8MM	61	19
		8						73
STRIPE B, L. MIDDLE COWL	133	12	[V]			WASHER, SPECIAL, 6MM	101	21
STRIPE B, R. MIDDLE COWL	133	11				WASHER, SPECIAL, 8MM	88	21
STRIPE, L. FUEL TANK	131	3	VALVE ASSY., AIR INJECTION			WASHER, SPLINE, 25X31X1.5	65	12
STRIPE, R. FUEL TANK	131	2	SOLENOID	103	6	WASHER, SPLINE, 25X42X1.6	65	13
SUB HARNESS, ENGINE	61	7	VALVE ASSY., RELIEF	60	9	WASHER, SPLINE, 28MM	66	16
SUB HARNESS, FR.	117	4	VALVE COMP., REED	45	5	WASHER, SPLINE, 28X34X1.5	66	13
SUB HARNESS, OIL PRESSURE	61	8	VALVE SET, IDLE AIR CONTROL ..	70	10	WASHER, SPRING, 22MM	54	14
SUSPENSION, TAILLIGHT	115	6	VALVE, EX.	48	8	WASHER, STEERING STEM	84	26
SUSPENSION, WINKER RELAY	118	19	VALVE, IN.	48	7	WASHER, SWINGARM SIDE	54	11
SWINGARM SUB ASSY., RR.	110	11	VALVE, PURGE CONTROL SOLENOID	104	10	WASHER, THRUST, 17.2MM	65	11
SWITCH ASSY., CHANGE	61	11	VALVE, RIM	90	1	WASHER, THRUST, 20MM	66	14
SWITCH ASSY., COMBINATION &				94	12	WASHER, THRUST, 25MM	65	15
LOCK	83	4	[W]			WASHER, THRUST, 25X45X1.6	54	15
SWITCH ASSY., ENGINE STOP	77	4				WASHER, THRUST, 5MM	124	21
SWITCH ASSY., FR. STOP	78	1	WASHER	59	11	WEIGHT B, STEERING HANDLE	83	12
	79	1	WASHER, 10.2MM	66	15	WEIGHT, BALANCE	90	8
SWITCH ASSY., OIL PRESSURE	61	10	WASHER, 10.5X40	64	15			94
SWITCH ASSY., RR. STOP	107	6	WASHER, 12.2X17X1.5	46	14	WEIGHT, STEERING HANDLE	83	11
SWITCH ASSY., SIDE STAND	109	1		72	1	WHEEL SUB ASSY., FR.	90	6
SWITCH ASSY., STARTER MAGNETIC	116	2	WASHER, 12.5X30X5	57	5	WHEEL SUB ASSY., RR.	94	10
SWITCH ASSY., WINKER	77	6	WASHER, 14MM	67	17	WINDSCREEN	124	13
SWITCH COMP., FR. LEVER	77	7	WASHER, 15.2X25	107	13	WINKER ASSY., L. FR.	114	6
			WASHER, CHAIN SLIDER	110	10	WINKER ASSY., L. RR.	114	10
[T]			WASHER, DRAIN PLUG, 12MM	60	17	WINKER ASSY., R. FR.	114	1
TAILLIGHT UNIT	115	3		73	1	WINKER ASSY., R. RR.	114	9
TANK ASSY., FUEL	96	6	WASHER, DRUM STOPPER	67	16	WIRE, HELMET SET	128	14
TANK, RADIATOR RESERVE	122	9	WASHER, HEADLIGHT BRACKET			WRENCH, EYE, 19MM	128	11
TAPE B, TANK GUARD	96	7	MOUNTING	74	5	WRENCH, EYE, 24MM	128	13
	104	6	WASHER, LOCK	85	7	WRENCH, HEX., 5MM	128	12
TENSIONER COMP., CAM CHAIN	52	2	WASHER, LOCK, 25MM	65	14	WRENCH, PLUG	128	8
THERMOSTAT	68	1	WASHER, LOCK, 28MM	66	17			
THREAD B, STEERING HEAD TOP	85	6	WASHER, NYLON, 9MM	124	22			
THREAD COMP., STEERING HEAD			WASHER, OIL BOLT	78	19			
TOP	85	4		79	19			
TIRE, FR.	90	7	WASHER, PLAIN, 10MM	92	24			
TIRE, RR.	94	11		112	12			
T-JOINT, FUEL	71	21	WASHER, PLAIN, 16.4X32X2	121	18			
TRAY, IGNITION COIL	120	1	WASHER, PLAIN, 4MM	95	19			
TRIM, FUEL TANK	100	1	WASHER, PLAIN, 5MM	115	22			
TUBE	103	4		75	9			
	104	2	WASHER, PLAIN, 6MM	104	16			
TUBE A, DRAIN	101	14		86	18			
TUBE, 3.5X45	71	30	WASHER, PLAIN, 8MM	98	18			
TUBE, 4.5X175	97	29		108	20			
TUBE, 5X400	123	26		113	17			
TUBE, 7.3X640	97	30		119	35			
TUBE, AIR INJECTION SOLENOID ..	103	3		127	17			
TUBE, BREATHER	101	13	WASHER, PLAIN, 8MM	105	21			
TUBE, CANISTER	104	3		108	21			
TUBE, CANISTER DRAIN	104	5						

1

FOREWORD INDEX

2

ENGINE GROUP

3

FRAME GROUP

4

PART NUMBER INDEX

5

PART NAME INDEX

HONDA
The Power of Dreams