



# ***CRF250L***

CRF250L<sub>D</sub>

**PARTS CATALOGUE**

**1**

---

**FOREWORD INDEX**

**1**

---

**ENGINE GROUP**

**2**

---

**FRAME GROUP**

**3**

---

**PART NUMBER INDEX**

**4**

---

**PART NAME INDEX**

**5**

---



**Instruction for use of parts catalogue**

- **This parts catalogue has been created as of May 10, 2012.**
  - Since this date, the sales practice for repair parts may have been changed or the parts may have been eliminated (listed for those not for sale).
  - The modified information is reflected on the latest Electronic Parts Catalogue (EPC).  
Also, refer to the parts catalogue news for any change.
  - See the parts catalogue news for any revision that is made after May 10, 2012.
- **Always specify the part number when ordering a part.**
  - Check the model, type, serial numbers, color, maker, and the size as needed before ordering a part.
  - Note that the illustrations (part drawings) can differ from the actual parts in shape.  
They are given just to help you to refer to the parts.
- **When modifications or additions to this parts catalogue are made, a revised edition will be issued at an appropriate time, with successively progressing revision numbers on the cover. We recommend obtaining such revisions in order to keep your parts catalogue up-to-date at all times. To check whether a parts catalogue revision has been issued, please contact your Honda distributor.**

Initial version issue date  
May 10, 2012  
**Honda Motor Co., Ltd.**

**CONTENTS**

	Page	Address No.
● Instruction for use of parts catalogue .....	1	B 1
● How to refer to the part information .....	2	B 2
● Part catalogue structure .....	3	B 3
● When the parts were revised.....	4	B 4
● Abbreviations used in the parts catalogue.....	4	B 4
● Part block and serial number check .....	5	B 5
● Color label attachment position check.....	5	B 5
● Models, parts catalogue codes and applicable serial numbers .....	6	B 6
● Color label .....	7	B 7
● Color chart.....	8	B 8
● Fuel hose, general purpose hoses and vinyl hose.....	10	B10
● FLAT RATE SERVICE TIME .....	14	B14
● Illustrated index .....	19	C 3
● ENGINE GROUP.....	25	D 1
● FRAME GROUP.....	48	F 1
● PART NO. INDEX.....	93	I 1
● PART NAME INDEX.....	97	J 1

**1**

**1**

**2**

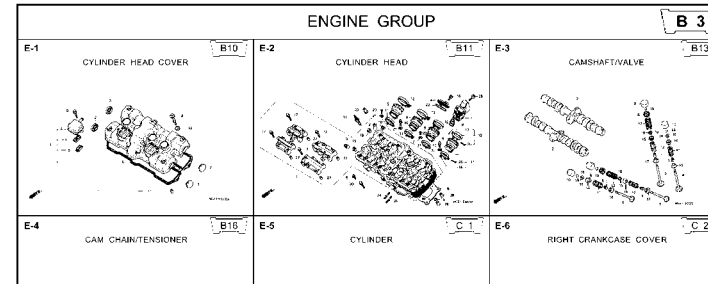
**3**

**4**

**5**

How to refer to the part information

A Reference with "Illustrated index"

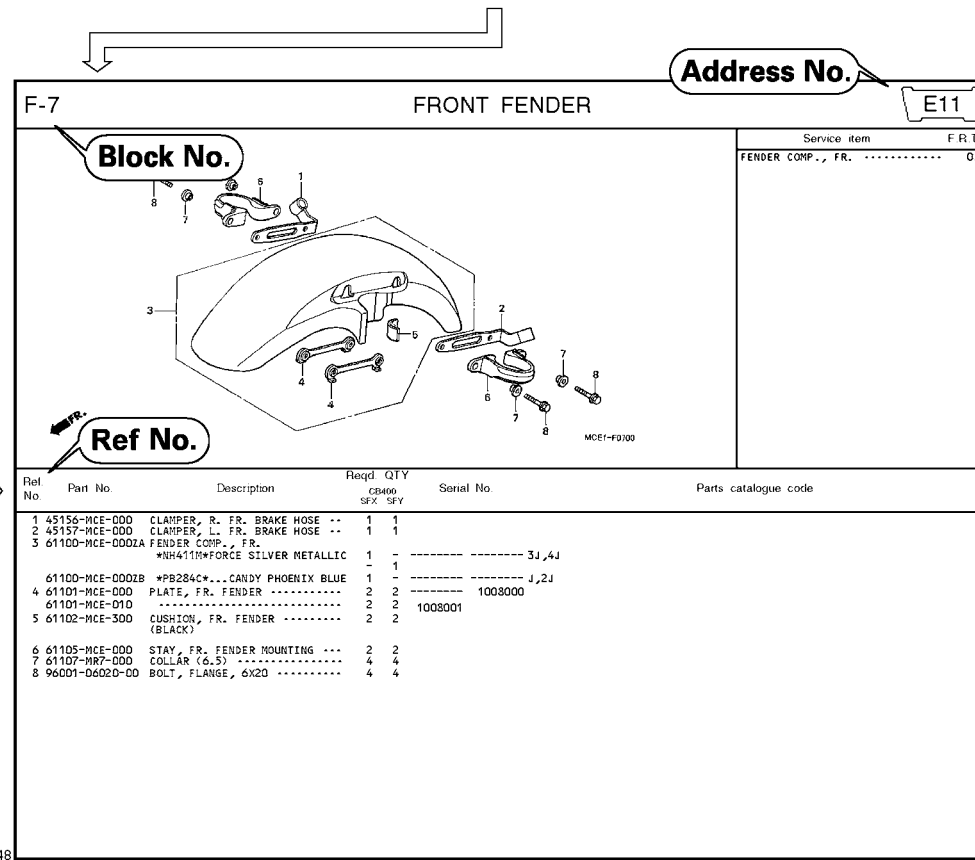


B Reference with "Part number index"

PART NO. INDEX					
Part Number	Address	Page	Rel.	Part Number	Address Page Rel.
04000				13323-MY9-751	C12 28 10 14921
04911-MCE-000	C10	26	1	13324-MY9-751	C12 28 10 14931
				13325-MY9-751	C12 28 10 14932
				13327-MY9-751	C12 28 10 14933
06000				14000	14934
06405-MY9-P00	F13	67	3	14100-MCE-000	B13 13 2 14935
06405-MY9-P10	F13	67	3	14200-MCE-000	B13 13 3 14936
06410-MY9-860	F2	56	1	14321-MCE-000	B16 16 2 14937
06435-MCE-006	F1	55	1	14401-MCE-003	B16 16 3 14938
06451-769-405	E13	51	2	14510-MBE-000	B16 16 4 14941
06451-443-405	F1	55	2	14520-MY9-691	B16 16 4 14942
06451-MA7-405	E13	51	1	14524-MY9-690	B16 16 6 14944
06455-MCE-006	E13	51	3	14546-MCE-000	B16 16 7 14946
				14620-MY9-691	B16 16 8 14948
11000				14711-MCE-000	B13 13 4 14949
11210-MCE-000	C9	25	1	14712-MCE-000	B13 13 5 14949
11330-MCE-305	C2	18	1	14721-MCE-000	B13 13 6 14949
11333-KT8-000	C6	22	1	14722-MCE-000	B13 13 7 14949
11335-MCE-000	C2	18	2	14730-MCE-000	B13 13 8 14949
11360-MCE-000	C7	23	1	14731-MCE-000	B13 13 9 14951
11365-MCE-000	C7	23	2	14731-MY9-751	B13 13 10 14952
11396-MY9-000	C2	18	3	14751-KY2-000	B13 13 11 14952
11631-MCE-000	C5	21	1	14751-MCE-000	B13 13 12 14952
11691-MY9-000	C5	21	2	14761-MCE-000	B13 13 13 14952

C Reference with "Part name index"

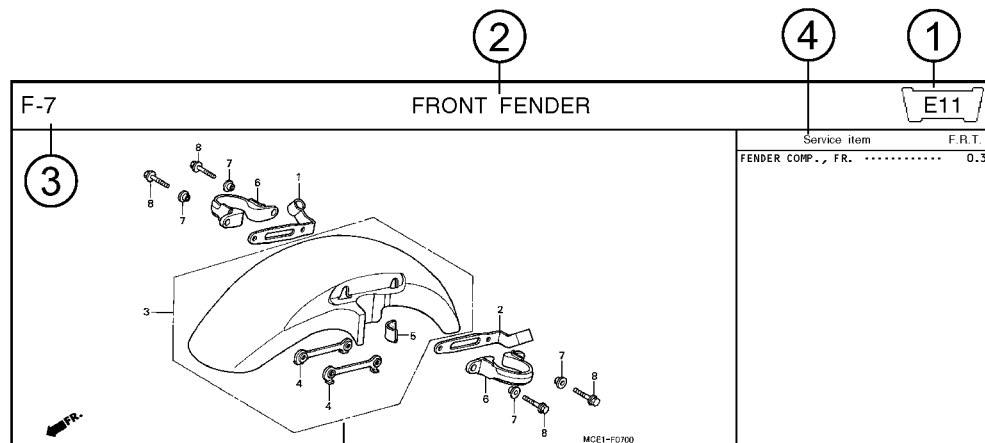
PART NAME INDEX					
Part name	Address	Page	Ref.	Part name	Address Page Ref.
[ A ]				BOLT , CHANG I	
ADJUSTER , CHAIN	F13	67	5	BOLT , CLUTC H	
ARM COMP. , SEA R CHANGE	F10	64	8	BOLT , CONNECT	
ARM , L. MAIN STEP	F11	65	8	BOLT , DISK , 6	
ARM , L. PILLI O STEP	F11	65	12	BOLT , DISK , 8	
ARM , R. MAIN STEP	F11	65	5	BOLT , DRAIN I	
ARM , R. PILLI O STEP	F11	65	11	BOLT , FLANG E	
AUT O DOC K ASSY. , FUEL	F4	58	2	BOLT , FLANG E	
AXLE , FR. WHEEL	E14	52	3	BOLT , FLANG E	
AXLE , RR. WHEEL	F2	56	3	BOLT , FLANG E	
[ B ]				BOLT , FLANG E	
BAG , AIR PRESSUR E GAUGE	F67	77	4	BOLT , FLANG E	
BAG , SERVICE BOOK	F67	77	1	BOLT , FLANG E	
BAG , TOOL	F67	77	3	BOLT , FLANG E	
BALL , STEEL	F11	65	20	BOLT , FLANG E	
BAND A , INSULATOR	B11	11	11	BOLT , FLANG E	
BAND B , INSULATOR	B11	11	12	BOLT , FLANG E	
BAND , AIR CLEANER CONNECTING				BOLT , FLANG E	
BAND , U-LOCK	F8	62	22	BOLT , FLANG E	
BAND , WIRE	F16	70	3	BOLT , FLANG E	
	C10	26	14		
	E5	43	21		
	G4	74	1R		



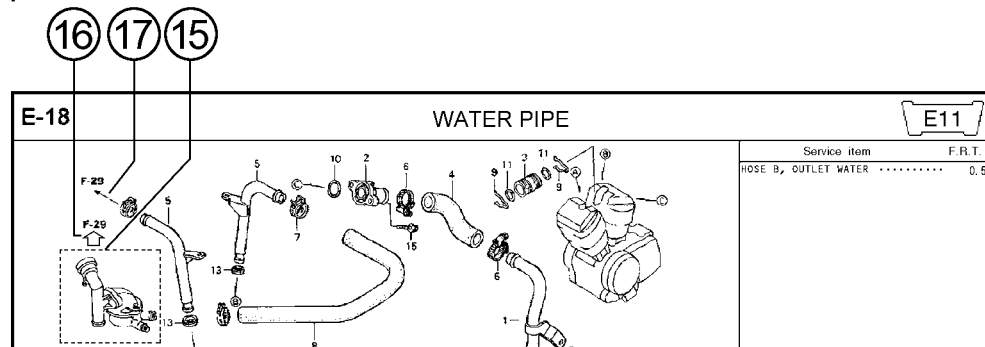
Page No.

2000.09.01 E

Part catalogue structure




Ref. No.	Part No.	Description	Reqd. QTY		Serial No.	Parts catalogue code
			CB400 SFX	SFY		
1	45156-MCE-000	CLAMPER, R. FR. BRAKE HOSE ..	1	1		
2	45157-MCE-000	CLAMPER, L. FR. BRAKE HOSE ..	1	1		
3	61100-MCE-000ZA	FENDER COMP., FR. *NH411M*FORCE SILVER METALLIC	1	-	----- 3J,4J	
	61100-MCE-000ZB	*PB284C*...CANDY PHOENIX BLUE	1	-	----- J,2J	
4	61101-MCE-000	PLATE, FR. FENDER .....	2	2	1008000	
	61101-MCE-010	.....	2	2	1008001	
5	61102-MCE-300	CUSHION, FR. FENDER .....	2	2		
		(BLACK)				



- ① **Address number**
  - Address No. is provided (in place of the page No.) to help you refer to the part with the part No. or part name.
- ② **Block title** ③ **Block number**
- ④ **Service item/Flat rate time**
- ⑤ **Reference number**
  - Title number marked with the parenthesis or parentheses indicates that it continues from the previous page.
- ⑥ **Part number** ⑦ **Honda color code**
- ⑧ **Description**
- ⑨ **Assemblies**
  - Sections framed with broken lines in the exploded view drawings are available as complete assemblies. (Their individual parts can also be obtained.)
- ⑩ **Color description**
- ⑪ **Note**
  - Notes are shown with the parentheses in the part name column.
- ⑫ **Required quantity**
  - Reqd. QTY shown in the parenthesis or parentheses indicates the optional part.
  - Reqd. QTY marked with "N" indicates the optional part that should be selected as needed.
  - Reqd. QTY indicates the number of the part used in the block.
- ⑬ **Serial number**
- ⑭ **Parts catalogue code**
  - When the parts catalogue code column is blank, it indicates that the part is applicable to all codes.
- ⑮
  - Parts enclosed within a dotted line are covered in a different block.
- ⑯
  - A hollow arrow indicates the block No. for the parts enclosed within a dotted line .
- ⑰
  - A solid arrow indicates the block No. the part in question is connected to.

When the parts were revised



Ref. No.	Part No.	Description	Reqd. QTY		Serial No.
			CB400 SFX	SFY	
1	45156-MCE-000	CLAMPER, R. FR. BRAKE HOSE ..	1	1	
2	45157-MCE-000	CLAMPER, L. FR. BRAKE HOSE ..	1	1	
3	61100-MCE-000ZA	FENDER COMP., FR. *NH411M*FORCE SILVER METALLIC	1	-	-----3J,4J
	61100-MCE-000ZB	*PB284C*...CANDY PHOENIX BLUE	1	-	-----J,2J
4	61101-MCE-000	PLATE, FR. FENDER (###).....	2	2	-----1008000
	61101-MCE-010	.....	2	2	-----1008001
5	61102-MCE-300	CUSHION, FR. FENDER ..... (BLACK)	2	2	
6	61105-MCE-000	STAY, FR. FENDER MOUNTING ...	2	2	
7	61107-MR7-000	COLLAR (6.5) .....	4	4	
8	96001-06020-00	BOLT, FLANGE, 6X20 .....	4	4	


The number has been used from the initial model without revision.

When shown at the left side, it is applicable to the models of No.1008001 and the subsequent numbers.

When shown at the right side, it is applicable to the models up to No.1008000.

The parts listed with "###" at the end of the parts name have limited supply period (parts not for sale).

Abbreviations used in the parts catalogue

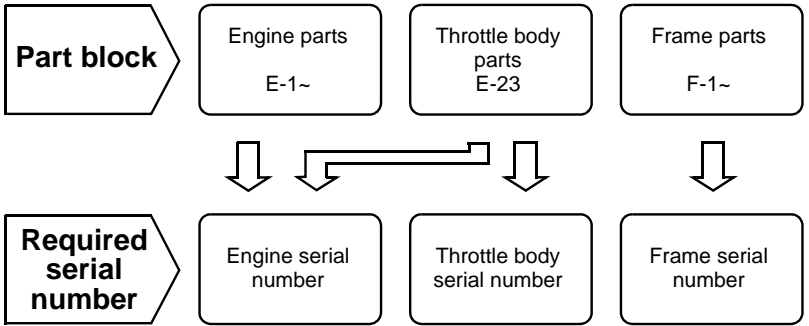


\* "L." or "R." in the description of a part stands for the LEFT hand side or the RIGHT hand side. Determine the left or right as if you were in the motorcycle seat.

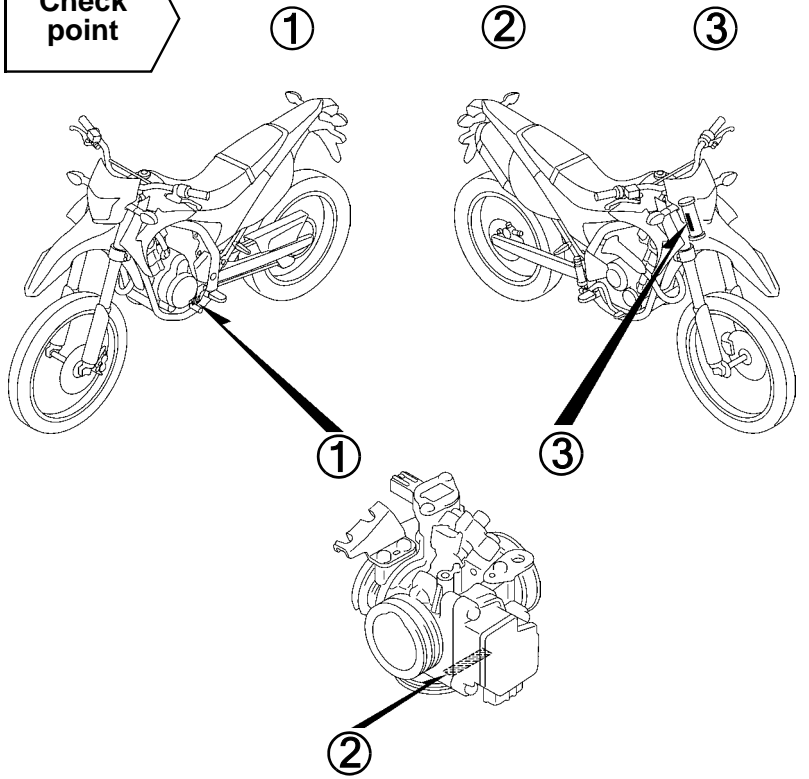
The following abbreviations are used in this parts catalogue.

- A ..... Ampere
- ABS ..... Anti-lock brake system
- A.C. .... Alternating current
- A.M. .... Attaching mark
- ASSY. .... Assembly
- C.D.I. .... Capacitive discharge ignition
- COMP. ... Complete
- D.C. .... Direct current
- EX. .... Exhaust
- FR. .... Front
- G ..... Gram
- HEX. .... Hexagonal
- IN. .... Inlet
- KPH ..... Kilometers per hour
- L. ....Left
- L (100L) .Link (100 Links)
- L.E.D. ....Light emitted diode
- MM .....Millimeter
- MPH .....Miles per hour
- R. ....Right
- RR. ....Rear
- STD. ....Standard
- T (22T) ...Tooth (22 Teeth)
- TCS .....Traction control system
- T.M. ....Transcript mark
- V .....Volt
- W .....Watt
- WL .....With labelling
- WOL .....Without labelling


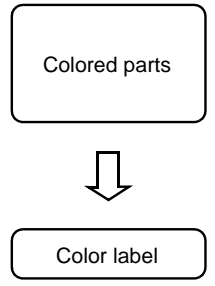
Part block and serial number check



Check point



Color label attachment position check



### Models, parts catalogue codes and applicable serial numbers

Models, parts catalogue codes and applicable serial Nos. given in this parts catalogue can be identified as follows.

Parts with parts catalogue codes are exclusive for models destined for countries designated.

If no area codes are listed, parts are for common use.

Model	Area code	Type	Applicable engine serial No.	Applicable frame serial No.	Applicable throttlebody identification No.
CRF250LD	E	England	MD38E-1000001~	MLHMD38A_D5000001~	GQ32A A
	ED	European direct sales			
	F	France		MLHMD389_D5000001~	
	PH	Philippines		MLHMD38U_D5000001~	
	U	Australia			

\* Of carburetor/throttle body identification numbers, only the portions underlined in the example below are used for registration.

GQ32A A KC 7

**Color label**

- When ordering parts, check the model name, main color, and code by observing the “COLOR LABEL” on the vehicle.
- When ordering a colored part, use the color chart in the instruction for use of parts catalogue.

<p><b>VFR800FIW</b></p> <p>COLOR <b>R-157</b></p> <p>CODE <b>R157</b></p>	MODEL		VFR800FIW					
	No.	COLOR	Sparkling silver metallic	Mute black metallic	Applicable model		Applicable block No.	Re
		CODE	NH-295M	NH-359M	Initial applicable model	Final applicable model		
Name of colored parts	Basic part No.	NH295	NH359					
1								
2								
3								
4								
5								
6								
7								
8								
9								
10								

## Color chart

- When ordering a colored part, refer to the chart below and use a part number consisting of the relevant basic part number to which has been added a part color code.

## CRF250L (CRF250LD)

No.	MODEL		CRF250LD				
	COLOR		Extreme red	Applicable model		Applicable block No.	Ref. No.
	CODE		R-292R	Initial applicable model	Final applicable model		
	Name of colored parts	Basic part No.	R292				
1	BODY COMP., FRAME	50100-KZZ-900	ZB			F-39	4
2	BODY COMP., RR. FRAME	50200-KZZ-900	ZB			F-39	6
3	COVER, FR. MUFFLER	18360-KZZ-900	ZB			F-27	10
4	COVER, L. SIDE	83601-KZZ-900	ZC			F-24	5
5	COVER, R. SIDE	83501-KZZ-900	ZC			F-24	3
6	COVER, TOOL BOX	83602-KZZ-900	ZB			F-24	6
7	FENDER SET, RR.	80010-KZZ-900	ZD			F-34	6
8	FENDER SUB ASSY., FR.	61200-KZZ-900	ZB			F-10	2
9	MARK, HONDA	86101-KZZ-900	ZC			F-50	1
10	MARK, HONDA	86102-KZZ-900	ZC			F-50	2
11	PROTECTOR, L. FR. FORK	51620-KZZ-900	ZC			F-11	23
12	PROTECTOR, R. FR. FORK	51610-KZZ-900	ZC			F-11	22
13	SEAT ASSY., DOUBLE	77200-KZZ-900	ZD			F-23	1
14	SHROUD SET, L. FR.	19090-KZZ-900	ZD			F-22	4
15	SHROUD SET, L. RR.	19095-KZZ-900	ZD			F-22	5

**CRF250L (CRF250LD)**

No.	MODEL		CRF250LD				
	COLOR		Extreme red	Applicable model		Applicable block No.	Ref. No.
	CODE		R-292R	Initial applicable model	Final applicable model		
	Name of colored parts	Basic part No.	R292				
16	SHROUD SET, R. FR.	19070-KZZ-900	ZD			F-22	2
17	SHROUD SET, R. RR.	19075-KZZ-900	ZD			F-22	3
18	STRIPE, L. FR. SHROUD	86192-KZZ-900	ZD			F-50	4
19	STRIPE, L. RR. SHROUD	86194-KZZ-900	ZD			F-50	6
20	STRIPE, R. FR. SHROUD	86191-KZZ-900	ZD			F-50	3
21	STRIPE, R. RR. SHROUD	86193-KZZ-900	ZD			F-50	5
22	TANK ASSY., FUEL	17500-KZZ-900	ZB			F-21	2
23	VISOR SET, FR.	61140-KZZ-900	ZD			F-1	9

## Fuel hose, general purpose hoses and vinyl hose

- The standard part fuel hose, general purpose hose and vinyl hose may be substituted by the coiled bulk part.
- When ordering the standard part fuel hose, general purpose hose and vinyl hose use the bulk part number written in the parts catalogue in brackets ( ) underneath the part name, or use the catalogue below.  
(The bulk part standard length is 1 m, however, those displayed in the catalogue < > are available in 3 m and 8 m lengths.)
- When exchanging the hose, cut and use at the specified length as mentioned in the part name.  
(For the method of cutting the bulk part, and method of filling out orders etc., please refer to the service manual and the instructions issued with the bulk part.)
- The list below is a catalogue of the standard part numbers and bulk part numbers. Note that those numbers are applicable to the listed replacement parts only.

Fuel hoses/Tubes			
Standard part No.	Bulk part No.	Bulk part	
		Inner diameter (mm)	Length (m)
95001-30xxx-2x	95001-30001-20M	3.0	1
95001-30xxx-3x	95001-30001-30M	3.0	1
95001-30xxx-4x	95001-30001-40M	3.0	1
95001-35xxx-2x	95001-35001-50M <95001-35003-50M>	3.5	1 3
95001-35xxx-3x	95001-35001-60M <95001-35003-60M>	3.5	1 3
95001-35xxx-4x	95001-35001-60M <95001-35003-60M>	3.5	1 3
95001-35xxx-5x	95001-35001-50M <95001-35003-50M>	3.5	1 3
95001-35xxx-6x	95001-35001-60M <95001-35003-60M>	3.5	1 3
95001-45xxx-2x	95001-45001-50M <95001-45003-50M>	4.5	1 3
95001-45xxx-3x	95001-45001-60M <95001-45003-60M> <95001-45008-60M>	4.5	1 3 8
95001-45xxx-4x	95001-45001-60M <95001-45003-60M> <95001-45008-60M>	4.5	1 3 8
95001-45xxx-5x	95001-45001-50M <95001-45003-50M>	4.5	1 3
95001-45xxx-6x	95001-45001-60M <95001-45003-60M> <95001-45008-60M>	4.5	1 3 8
95001-55xxx-2x	95001-55001-50M <95001-55003-50M> <95001-55008-50M>	5.5	1 3 8

Fuel hoses/Tubes			
Standard part No.	Bulk part No.	Bulk part	
		Inner diameter (mm)	Length (m)
95001-55xxx-3x	95001-55001-60M <95001-55003-60M> <95001-55008-60M>	5.5	1 3 8
95001-55xxx-4x	95001-55001-60M <95001-55003-60M> <95001-55008-60M>	5.5	1 3 8
95001-55xxx-5x	95001-55001-50M <95001-55003-50M> <95001-55008-50M>	5.5	1 3 8
95001-55xxx-6x	95001-55001-60M <95001-55003-60M> <95001-55008-60M>	5.5	1 3 8
95001-75xxx-2x	95001-75001-50M <95001-75003-50M>	7.5	1 3
95001-75xxx-3x	95001-75001-60M <95001-75003-60M> <95001-75008-60M>	7.5	1 3 8
95001-75xxx-4x	95001-75001-60M <95001-75003-60M> <95001-75008-60M>	7.5	1 3 8
95001-75xxx-5x	95001-75001-50M <95001-75003-50M>	7.5	1 3
95001-75xxx-6x	95001-75001-60M <95001-75003-60M> <95001-75008-60M>	7.5	1 3 8
95001-80xxx-2x	95001-80001-50M	8.0	1
95001-80xxx-3x	95001-80001-60M	8.0	1
95001-80xxx-4x	95001-80001-60M	8.0	1
95001-80xxx-5x	95001-80001-50M	8.0	1
95001-80xxx-6x	95001-80001-60M	8.0	1

Vinyl tube				
Standard part No.	Bulk part No.	Bulk part		
		Inner dia- meter (mm)	Outer dia-meter (mm)	Length (m)
95003-01xxx-3x	95003-01001-60M <95003-01003-60M>	2.9	6.8	1 3
95003-01xxx-60	95003-01001-60M <95003-01003-60M>	2.9	6.8	1 3
95003-03xxx-3x	95003-03001-60M <95003-03003-60M>	3.0	6.0	1 3
95003-03xxx-60	95003-03001-60M <95003-03003-60M>	3.0	6.0	1 3
95003-05xxx-3x	95003-05001-60M <95003-05003-60M> <95003-05008-60M>	3.5	6.5	1 3 8
95003-05xxx-60	95003-05001-60M <95003-05003-60M> <95003-05008-60M>	3.5	6.5	1 3 8
95003-07xxx-1x	95003-07001-10M <95003-07003-10M> <95003-07008-10M>	4.0	7.0	1 3 8
95003-07xxx-20	95003-07001-10M <95003-07003-10M> <95003-07008-10M>	4.0	7.0	1 3 8
95003-07xxx-3x	95003-07001-60M <95003-07003-60M> <95003-07008-60M>	4.0	7.0	1 3 8
95003-07xxx-60	95003-07001-60M <95003-07003-60M> <95003-07008-60M>	4.0	7.0	1 3 8
95003-07xxx-7x	95003-07001-70M <95003-07003-70M> <95003-07008-70M>	4.0	7.0	1 3 8
95003-08xxx-1x	95003-08001-10M <95003-08003-10M> <95003-08008-10M>	4.5	6.5	1 3 8
95003-09xxx-3x	95003-09001-60M <95003-09003-60M>	4.5	8.0	1 3
95003-09xxx-60	95003-09001-60M <95003-09003-60M>	4.5	8.0	1 3
95003-10xxx-1x	95003-10001-10M <95003-10003-10M>	5.0	8.0	1 3
95003-10xxx-20	95003-10001-10M <95003-10003-10M>	5.0	8.0	1 3
95003-10xxx-3x	95003-10001-60M <95003-10003-60M>	5.0	8.0	1 3
95003-10xxx-60	95003-10001-60M <95003-10003-60M>	5.0	8.0	1 3
95003-11xxx-3x	95003-11001-60M <95003-11003-60M> <95003-11008-60M>	5.0	9.0	1 3 8
95003-11xxx-60	95003-11001-60M <95003-11003-60M> <95003-11008-60M>	5.0	9.0	1 3 8
95003-12xxx-1x	95003-12001-10M <95003-12003-10M> <95003-12008-10M>	5.0	7.0	1 3 8
95003-12xxx-20	95003-12001-10M <95003-12003-10M> <95003-12008-10M>	5.0	7.0	1 3 8

Vinyl tube				
Standard part No.	Bulk part No.	Bulk part		
		Inner dia- meter (mm)	Outer dia-meter (mm)	Length (m)
95003-14xxx-1x	95003-14001-10M <95003-14003-10M>	6.0	9.0	1 3
95003-14xxx-20	95003-14001-10M <95003-14003-10M>	6.0	9.0	1 3
95003-14xxx-3x	95003-14001-60M <95003-14003-60M>	6.0	9.0	1 3
95003-17xxx-1x	95003-17001-10M <95003-17003-10M>	7.0	9.0	1 3
95003-19xxx-1x	95003-19001-10M <95003-19003-10M> <95003-19008-10M>	7.0	11.0	1 3 8
95003-19xxx-20	95003-19001-10M <95003-19003-10M> <95003-19008-10M>	7.0	11.0	1 3 8
95003-19xxx-3x	95003-19001-60M <95003-19003-60M> <95003-19008-60M>	7.0	11.0	1 3 8
95003-19xxx-60	95003-19001-60M <95003-19003-60M> <95003-19008-60M>	7.0	11.0	1 3 8
95003-21xxx-1x	95003-21001-10M <95003-21003-10M>	8.0	9.0	1 3
95003-21xxx-20	95003-21001-10M <95003-21003-10M>	8.0	9.0	1 3
95003-23xxx-1x	95003-23001-10M <95003-23003-10M>	8.0	12.0	1 3
95003-23xxx-20	95003-23001-10M <95003-23003-10M>	8.0	12.0	1 3
95003-23xxx-3x	95003-23001-60M <95003-23003-60M> <95003-23008-60M>	8.0	12.0	1 3 8
95003-23xxx-60	95003-23001-60M <95003-23003-60M> <95003-23008-60M>	8.0	12.0	1 3 8
95003-25xxx-1x	95003-25001-10M <95003-25003-10M>	9.0	11.0	1 3
95003-25xxx-20	95003-25001-10M <95003-25003-10M>	9.0	11.0	1 3
95003-25xxx-3x	95003-25001-60M <95003-25003-60M>	9.0	11.0	1 3
95003-25xxx-7x	95003-25001-70M <95003-25003-70M>	9.0	11.0	1 3
95003-27xxx-1x	95003-27001-10M <95003-27003-10M>	9.0	13.0	1 3
95003-27xxx-20	95003-27001-10M <95003-27003-10M>	9.0	13.0	1 3
95003-27xxx-3x	95003-27001-60M <95003-27003-60M>	9.0	13.0	1 3
95003-27xxx-60	95003-27001-60M <95003-27003-60M>	9.0	13.0	1 3
95003-33xxx-1x	95003-33001-10M <95003-33003-10M>	10.0	14.0	1 3
95003-33xxx-20	95003-33001-10M <95003-33003-10M>	10.0	14.0	1 3

Vinyl tube				
Standard part No.	Bulk part No.	Bulk part		
		Inner dia- meter (mm)	Outer dia-meter (mm)	Length (m)
95003-36xxx-1x	95003-36001-10M <95003-36003-10M> <95003-36008-10M>	11.0	13.0	1 3 8
95003-36xxx-20	95003-36001-10M <95003-36003-10M> <95003-36008-10M>	11.0	13.0	1 3 8
95003-37xxx-3x	95003-37001-60M <95003-37003-60M>	11.0	15.0	1 3
95003-37xxx-60	95003-37001-60M <95003-37003-60M>	11.0	15.0	1 3
95003-38xxx-1x	95003-38001-10M <95003-38003-10M>	12.0	13.0	1 3
95003-38xxx-20	95003-38001-10M <95003-38003-10M>	12.0	13.0	1 3
95003-39xxx-1x	95003-39001-10M <95003-39003-10M>	12.0	14.0	1 3
95003-39xxx-20	95003-39001-10M <95003-39003-10M>	12.0	14.0	1 3
95003-40xxx-20	95003-40001-10M <95003-40003-10M>	12.0	16.0	1 3
95003-40xxx-3x	95003-40001-60M <95003-40003-60M>	12.0	16.0	1 3
95003-40xxx-60	95003-40001-60M <95003-40003-60M>	12.0	16.0	1 3
95003-43xxx-1x	95003-43001-10M <95003-43003-10M> <95003-43008-10M>	13.0	15.0	1 3 8
95003-43xxx-20	95003-43001-10M <95003-43003-10M> <95003-43008-10M>	13.0	15.0	1 3 8
95003-45xxx-1x	95003-45001-10M <95003-45003-10M> <95003-45008-10M>	14.0	18.0	1 3 8
95003-45xxx-20	95003-45001-10M <95003-45003-10M> <95003-45008-10M>	14.0	18.0	1 3 8
95003-50xxx-1x	95003-50001-10M <95003-50003-10M>	16.0	19.0	1 3
95003-50xxx-20	95003-50001-10M <95003-50003-10M>	16.0	19.0	1 3
95003-50xxx-3x	95003-50001-60M <95003-50003-60M>	16.0	19.0	1 3
95003-55xxx-1x	95003-55001-10M <95003-55003-10M>	17.5	20.5	1 3
95003-55xxx-20	95003-55001-10M <95003-55003-10M>	17.5	20.5	1 3
95003-60xxx-1x	95003-60001-10M <95003-60003-10M>	22.0	27.0	1 3
95003-60xxx-20	95003-60001-10M <95003-60003-10M>	22.0	27.0	1 3
95003-60xxx-3x	95003-60001-60M <95003-60003-60M>	22.0	27.0	1 3
95003-60xxx-60	95003-60001-60M <95003-60003-60M>	22.0	27.0	1 3

General purpose hoses			
Standard part No.	Bulk part No.	Bulk part	
		Inner diameter (mm)	Length (m)
95005-11xxx-3x	95005-11001-30M	11.0	1
95005-11xxx-5x	95005-11001-50M	11.0	1
95005-12xxx-1x	95005-12001-10M <95005-12003-10M>	12.0	1 3
95005-12xxx-2x	95005-12001-20M	12.0	1
95005-12xxx-3x	95005-12001-30M	12.0	1
95005-12xxx-5x	95005-12001-50M	12.0	1
95005-14xxx-1x	95005-14001-10M	14.0	1
95005-14xxx-2x	95005-14001-20M <95005-14003-20M>	14.0	1 3
95005-14xxx-3x	95005-14001-30M	14.0	1
95005-14xxx-5x	95005-14001-50M	14.0	1
95005-17xxx-1x	95005-17001-10M	17.0	1
95005-17xxx-2x	95005-17001-20M	17.0	1
95005-17xxx-3x	95005-17001-30M	17.0	1
95005-17xxx-5x	95005-17001-50M	17.0	1
95005-30xxx-3x	95005-30001-30M	3.0	1
95005-30xxx-5x	95005-30001-50M	3.0	1
95005-35xxx-1x	95005-35001-10M <95005-35003-10M> <95005-35008-10M>	3.5	1 3 8
95005-35xxx-2x	95005-35001-20M	3.5	1
95005-35xxx-3x	95005-35001-30M	3.5	1
95005-35xxx-4x	95005-35001-10M <95005-35003-10M> <95005-35008-10M>	3.5	1 3 8
95005-35xxx-5x	95005-35001-50M	3.5	1
95005-45xxx-1x	95005-45001-10M <95005-45003-10M> <95005-45008-10M>	4.5	1 3 8
95005-45xxx-2x	95005-45001-20M	4.5	1
95005-45xxx-3x	95005-45001-30M	4.5	1

General purpose hoses			
Standard part No.	Bulk part No.	Bulk part	
		Inner diameter (mm)	Length (m)
95005-45xxx-4x	95005-45001-10M <95005-45003-10M> <95005-45008-10M>	4.5	1 3 8
95005-45xxx-5x	95005-45001-50M	4.5	1
95005-50xxx-3x	95005-50001-30M <95005-50003-30M>	5.0	1 3
95005-50xxx-5x	95005-50001-50M	5.0	1
95005-55xxx-1x	95005-55001-10M <95005-55003-10M> <95005-55008-10M>	5.3	1 3 8
95005-55xxx-2x	95005-55001-20M <95005-55003-20M>	5.3	1 3
95005-55xxx-4x	95005-55001-10M <95005-55003-10M> <95005-55008-10M>	5.3	1 3 8
95005-65xxx-1x	95005-65001-10M <95005-65003-10M>	6.5	1 3
95005-65xxx-2x	95005-65001-20M	6.5	1
95005-70xxx-3x	95005-70001-30M <95005-70003-30M>	7.0	1 3
95005-70xxx-5x	95005-70001-50M	7.0	1
95005-75xxx-1x	95005-75001-10M <95005-75003-10M>	7.3	1 3
95005-75xxx-2x	95005-75001-20M	7.3	1
95005-80xxx-1x	95005-80001-10M <95005-80003-10M>	8.0	1 3
95005-80xxx-2x	95005-80001-20M	8.0	1
95005-80xxx-3x	95005-80001-30M	8.0	1
95005-80xxx-5x	95005-80001-50M	8.0	1
95005-91xxx-3x	95005-91001-30M	12.0	1
95005-91xxx-5x	95005-91001-50M	12.0	1
95005-92xxx-3x	95005-92001-30M	12.0	1
95005-92xxx-5x	95005-92001-50M	12.0	1

NOTE: X is displayed to represent the omitted numerals and letters of the roman alphabet.

⊙ **CAUTION: It is DANGEROUS to confuse the fuel hose with the general purpose hose or vinyl hose.**

Never use a general purpose hose or vinyl hose in place of a fuel hose or vice versa. Always use the correct bulk part in the parts catalogue, according to the service manual or the instructions issued with the bulk part.

• Bulk part number of fuel hose, general purpose hose and vinyl hose.

(Example)

95001-75001-50M

**Bulk part number:** Refers to the bulk part.

**Marking code (hose type):** (fuel hose and general purpose hose)

**Change code (for added hose):** (Vinyl hose)

- Indicates number mark or change sequence, however, the code for the bulk part must be strictly 0 (zero).

**Types of code:**

- Fuel hose
  - 2: Red outside braid (3 mm inside dia. only)
  - 5: Black inside braid
  - 3: Red (3 mm inside dia. only)
  - 4: Ash gray with red stripe (3 mm inside dia. only)
  - 6: Black
- Vinyl hose
  - 1: Clear
  - 2: Black
  - 3: Light red
  - 6: Light red
  - 7: Pale black
- General hose
  - 1: Ash gray
  - 2: Ash gray
  - 3: Black
  - 5: Black

**Lengths:** 001: 1 m (standard)  
003: 3 m  
008: 8 m

**I.D code:** (fuel hose and general purpose hose)

- 30: 3.0 mm
- 35: 3.5 mm
- 45: 4.5 mm
- 50: 5.0 mm
- 55: 5.3 mm, 5.5 mm
- 65: 6.5 mm
- 70: 7.0 mm
- 75: 7.3 mm, 7.5 mm
- 80: 8.0 mm
- 11: 11 mm
- 91: 12 mm (outside dia. 15) mm
- 92: 12 mm (outside dia. 16) mm
- 12: 12 mm (outside dia. 17) mm
- 14: 14 mm
- 17: 17 mm

**ID./OD. code:** (vinyl hose)

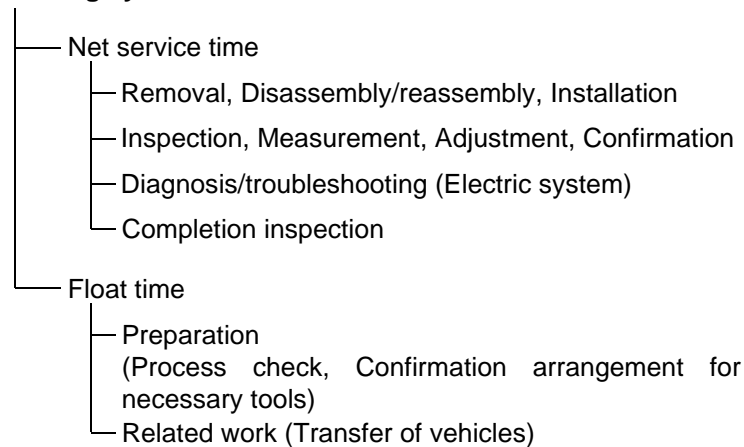
- 01: ID. 2.9, OD. 6.8 mm
- 03: ID. 3.0, OD. 6.0 mm
- 05: ID. 3.5, OD. 6.5 mm
- 07: ID. 4.0, OD. 7.0 mm
- 08: ID. 4.5, OD. 6.5 mm
- 09: ID. 4.5, OD. 8.0 mm
- 12: ID. 5.0, OD. 7.0 mm
- 10: ID. 5.0, OD. 8.0 mm
- 11: ID. 5.0, OD. 9.0 mm
- 14: ID. 6.0, OD. 9.0 mm
- 17: ID. 7.0, OD. 9.0 mm
- 19: ID. 7.0, OD. 11.0 mm
- 21: ID. 8.0, OD. 9.0 mm
- 23: ID. 8.0, OD. 12.0 mm
- 25: ID. 9.0, OD. 11.0 mm
- 27: ID. 9.0, OD. 13.0 mm
- 33: ID. 10.0, OD. 14.0 mm
- 36: ID. 11.0, OD. 13.0 mm
- 37: ID. 11.0, OD. 15.0 mm
- 38: ID. 12.0, OD. 13.0 mm
- 39: ID. 12.0, OD. 14.0 mm
- 40: ID. 12.0, OD. 16.0 mm
- 43: ID. 13.0, OD. 15.0 mm
- 45: ID. 14.0, OD. 18.0 mm
- 50: ID. 16.0, OD. 19.0 mm
- 55: ID. 17.5, OD. 20.5 mm
- 60: ID. 22.0, OD. 27.0 mm

**Hose type:** 1: Fuel hose  
3: Vinyl hose  
5: General hose

## FLAT RATE SERVICE TIME

Flat rate service time (FRT) means the standard time required to service a MC, which is listed in this manual to help the dealers control the actual working process and calculate the service charge by using it as a guide.

### FRT setting system



\* Float time is set by multiplying the net service time by a given coefficient.

### Editorial style

The service items shown in the text are listed with the exchange work time for the repair sales parts as the subject. Other representative service items not using repair parts (removal/installation, adjustment, inspection/measuring, and other work) are listed collectively in the list in the preface, classified according to the work.

### FRT setting standard

- Decimal system (in unit of 0.1) is adopted to set FRT as it is convenient to calculate the wage.  
Example: (0.1) → 6 minutes, (0.2) → 12 minutes  
[Labor cost per hour] x [FRT] = [Wage]
- FRT is set with a hand tool.
- Service items and FRT can be subject to change depending on development of tools and service equipment and improvement in service procedure.

**Work procedure**

- As the work procedure is set with the work time according to the method in the separate Service Manual, refer to this Manual as required.
- Work methods permitting servicing in the shortest time still permitting assurance of safe work and product warranty are used for the setting of service items not listed in the Service Manual.
- Work basically is to be performed by one person, and when two or more people are required, setting is done as the total time for the number of people.
- The set value for the technological level of the workers uses a person with three years of experience in the repair of Honda vehicles as the standard.
- Special tools and service equipment used to set FRT are those specified or recommended in Service Manual.

**Service item whose FRT is not presented**

- Accessories and service parts that are not listed to use in this manual.
- Locations with little aging deterioration or breakage during normal use.
- Service work that can be finished by one touch.
- Service work that is seldom done (i.e. extremely small causes of trouble and service frequency).

\* When FRT is not presented, please calculate wages based on appropriate actual work time

**Operation not included of FRT**

- Oil and coolant water draining, Waiting time for warming up operation and etc..
- Additional operation that involves removal/installation of standard exterior equipment.
- Indirect time spent for service by visiting the customer, trade-in, and delivery of a MC.
- Indirect time required for ordering and delivery of parts.
- Cost for grease, adhesive agent, etc. used for service work.

**Explanation of FRT by using an example  
(The example may differ from the actual presented items)**

Ref. No.	L.O.N.	(Relative ref. Number) Description	F.R.T.
① ②	111118	(1, 3, 4, 7) CAMSHAFT ..... 4.5	②
③	111118A	⑥ • Includes: Valve clearance adjustment Replace rocker arm add ..... 1.0	⑤

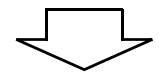
- ① Reference No. of the illustration of part that shows location of the replacement work.
- ② FRT is an abbreviation of Flat Rate Time indicating the standard service time required for the replacement.
- ③ LON is an abbreviation of Labor Operation Number, and it is a classification of the service items by the work unit code.  
  
The same operation code is used regardless of the models.  
  
Standard operation is indicated with 6 digits code, and additional operation is indicated with 7 digits code.
- ④ Indicating the camshaft replacement and FRT4.5.
- ⑤ Indicating FRT1.0 that will be added when additional operation (replace rocker arm) is done in association with camshaft replacement.

- ⑥ Indicating work contents that are included in the service item.
- ⑦ Indicating a reference No. whose operation and time are the same as FRT4.5 for the camshaft.

(The application range is limited to the service items without an LON setting within a same block.)

**How to refer to the service item by using the sample  
(camshaft replacement)**

Open to the page of the block where the camshaft's spare part illustration is shown.



Look for the camshaft illustration, and refer to the service item and FRT that agree with the reference No.

Indication mark for the listing of service items that continues to the following page

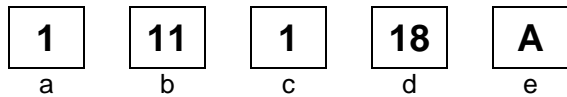
Ref. No.	L.O.N.	(Relative ref. Number) Description	F.R.T.
2	111118	CAMSHAFT .....	4.5
	.	.	.
	.	.	.

+  
Mark indicated at the last line.

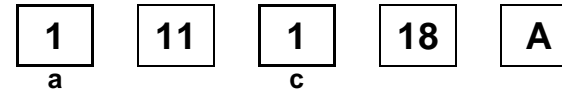
Indication of the block with no setting of FRT

Ref. No.	L.O.N.	(Relative ref. Number) Description	F.R.T.
NO INFORMATION .....			

• LON code system



- a) Category code..... Engine
- b) Location/function code ..... Engine upper
- c) Operation code..... Replace
- d) Operation sequence number (Unit code can be shown with alphabet) ..... camshaft (No regular rule of code)
- e) Additional code ..... replace rocker arm (No regular rule of code)



a) Category codes and classification

Code	Category
1	Engine
2	Transmission
3	Fuel & Exhaust
4	Frame & Body
5	Steering/Suspension
6	Electrical
7	Wheels/Brakes
8	Controls/instrument
9	-
0	-

c) Operation codes and classification

Code	Operation category
1	Replace, Removal/Installation, Change
2	Overhaul
3	Adjust, Balance
4	(Paint-related work: Top-coat)
5	Test, Inspect/diagnose, Measurement, Check
6	(Overhaul-related work: Rebore)
7	(Overhaul-related work: Reseal)
8	(Resurface)
9	(Paint-related work: Refinish)
0	Repair, Cleaning, Air bleeding

Major service items without using spare parts

(1) Removal/Installation, (2) Adjustment,  
(3) Inspection/Measurement, (5) Other work

[ E: Engine, F: Frame ]

1

### \* OPERATIONS OTHER THAN REPLACING PARTS

#### (1) Removal and installation

Set for the configuration with the parts removed from the vehicle.

	LON	DESCRIPTION	FRT
E	1101E5	<b>TILTING ENGINE ASSEMBLY-REMOVAL/INSTALLATION</b> INCLUDES: All necessary adjustment	2.4
	1111K0	<b>CYLINDER HEAD ASSEMBLY-REMOVAL/INSTALLATION</b> INCLUDES: Engine removal and installation	3.0
	3111D5	<b>THROTTLE BODY ASSEMBLY-REMOVAL/INSTALLATION</b>	0.7
	1101E6	<b>CRANKCASE SEPARATION</b> INCLUDES: Engine removal and installation	4.7
F	1151E6	<b>RADIATOR ASSEMBLY-REMOVAL/INSTALLATION</b>	0.3

#### (2) Adjustment

	LON	DESCRIPTION	FRT
E	2123A0	<b>CLUTCH-ADJUSTMENT</b>	0.1
	1113A0	<b>VALVE CLEARANCE-ADJUSTMENT</b> NOTE: For 1 vehicle	0.8
F	6163A0	<b>HEADLIGHT-AIMING</b>	0.1
	2133A0	<b>DRIVE CHAIN-ADJUSTMENT</b>	0.1
	3113A3	<b>THROTTLE OPERATION-ADJUSTMENT</b>	0.1

#### (3) Inspection, Measurement

	LON	DESCRIPTION	FRT
E	1115A0	<b>COMPRESSION PRESSURE-MEASUREMENT</b>	0.1
	6145A0	<b>IGNITION TIMING-INSPECTION</b>	0.2
F	6105A0	<b>BATTERY-CHECKING OF ELECTROLYTE LEVEL &amp; CHARGE</b>	0.2

#### (5) Other work

	LON	DESCRIPTION	FRT
E	1130A1	<b>OIL FILTER SCREEN-CLEANING</b>	0.8
F	7110A0	<b>FRONT BRAKE-AIR BLEEDING</b>	0.2
	7110A1	<b>REAR BRAKE-AIR BLEEDING</b>	0.2
	1151E7	<b>RADIATOR COOLANT-CHANGE</b>	0.3

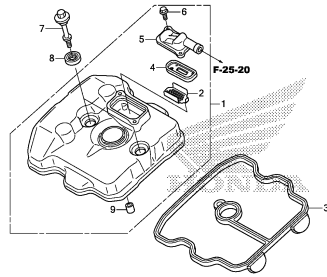
# ENGINE GROUP

C 3

E-1

CYLINDER HEAD COVER

D 1

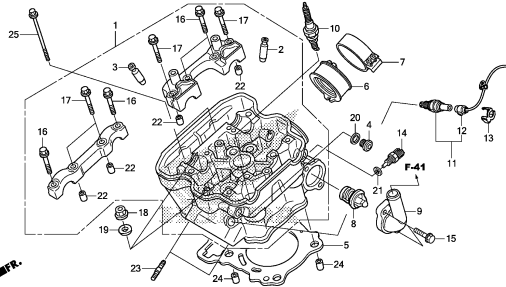


KZZ3E100

E-2

CYLINDER HEAD

D 2

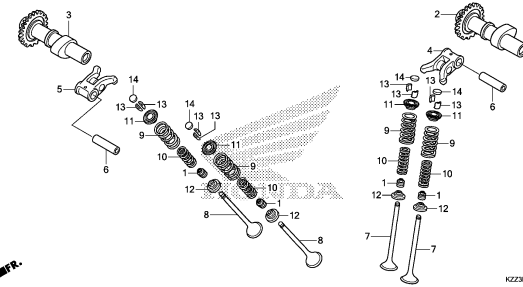


KZZ3E000

E-3

CAMSHAFT/VALVE

D 4

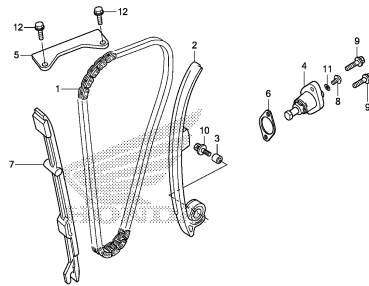


KZZ3E000

E-4

CAM CHAIN/TENSIONER

D 7

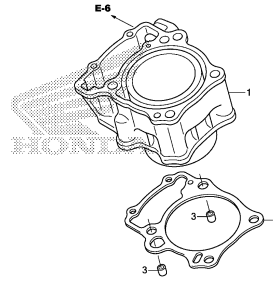


KZZ3E040

E-5

CYLINDER

D 8

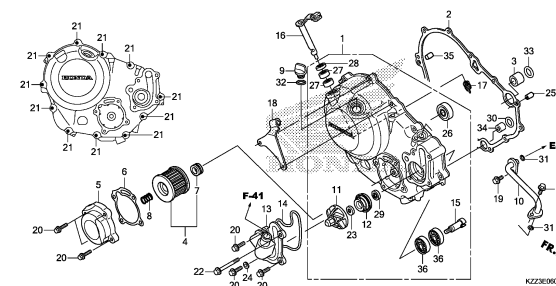


KZZ3E000

E-6

RIGHT CRANKCASE COVER

D 9

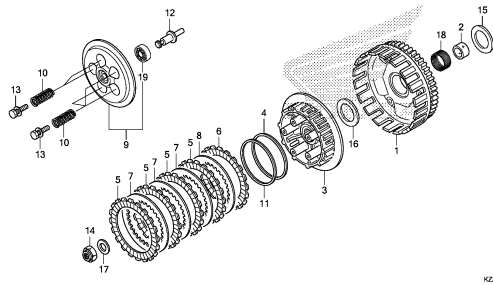


KZZ3E000

E-8

CLUTCH

D11

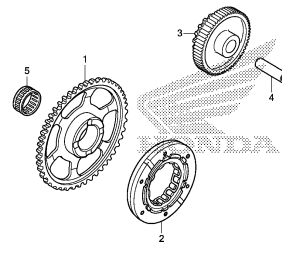


KZZ3E080

E-9

STARTING CLUTCH

D12

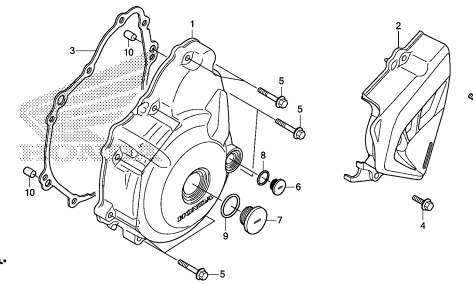


KZZ3E090

E-10

LEFT CRANKCASE COVER

D13



KZZ3E100

2

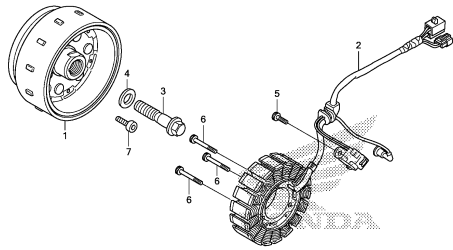
# ENGINE GROUP

C 4

E-11

GENERATOR

D14

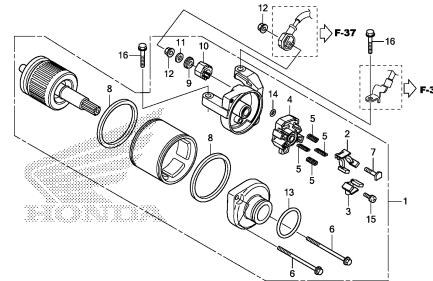


KZZ3E1100

E-13

STARTER MOTOR

D15

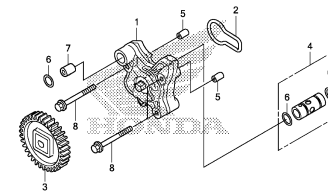


KZZ3E1300

E-14

OIL PUMP

D16

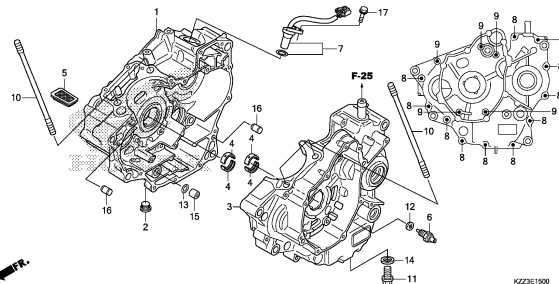


KZZ3E1400

E-15

CRANKCASE

E 1

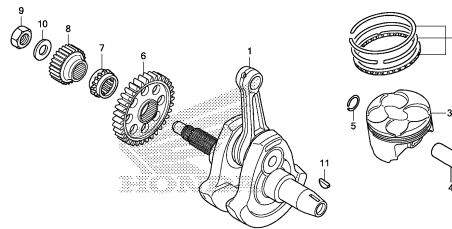


KZZ3E1500

E-16

CRANKSHAFT/PISTON

E 2

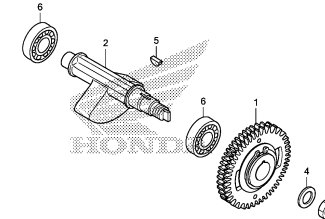


KZZ3E1600

E-16-10

BALANCER SHAFT

E 3

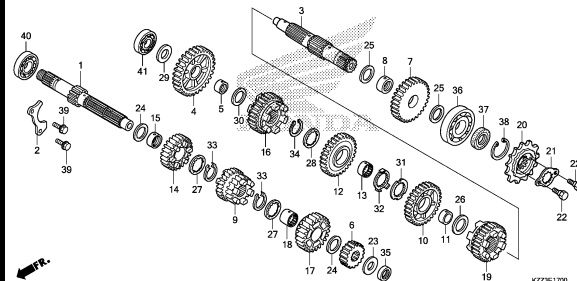


KZZ3E1610

E-17

TRANSMISSION

E 4

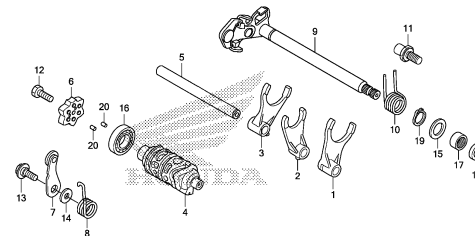


KZZ3E1700

E-19

GEARSHIFT DRUM

E 6

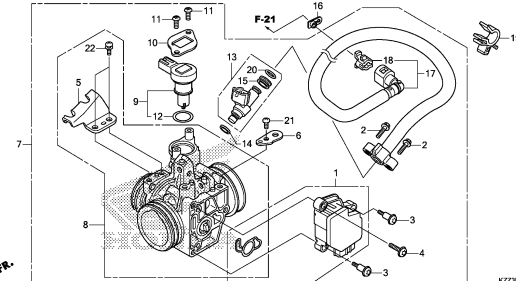


KZZ3E1900

E-23

THROTTLE BODY

E 7



KZZ3E2300

2

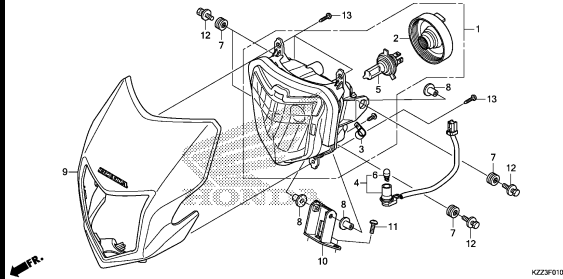
# FRAME GROUP

C 5

F-1

HEADLIGHT

F 1

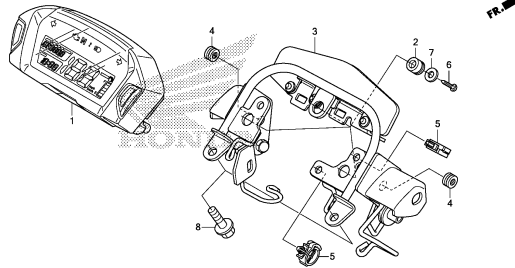


KZZ3F0100

F-2

METER

F 2

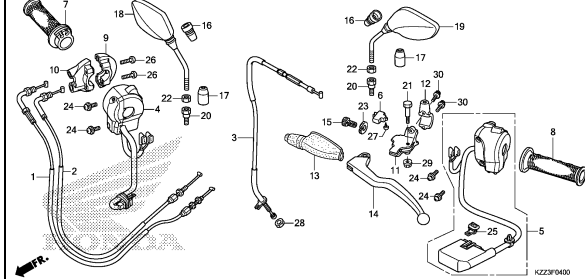


KZZ3F0200

F-4

HANDLE LEVER/SWITCH/CABLE/MIRROR

F 3

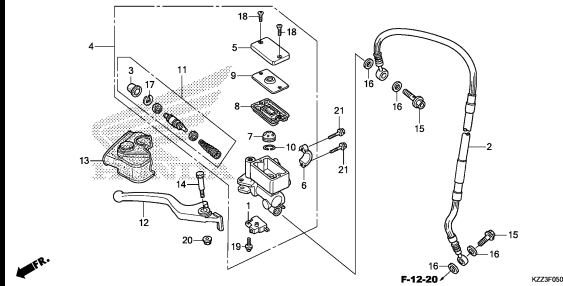


KZZ3F0400

F-5

FRONT BRAKE MASTER CYLINDER

F 5

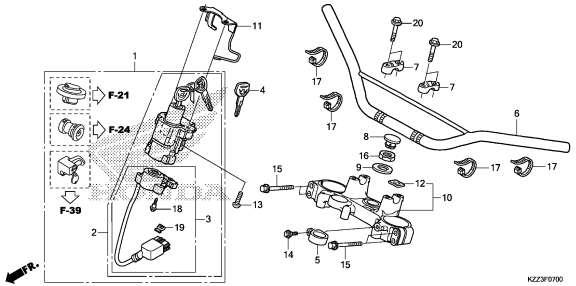


KZZ3F0500

F-7

HANDLE PIPE/TOP BRIDGE

F 6

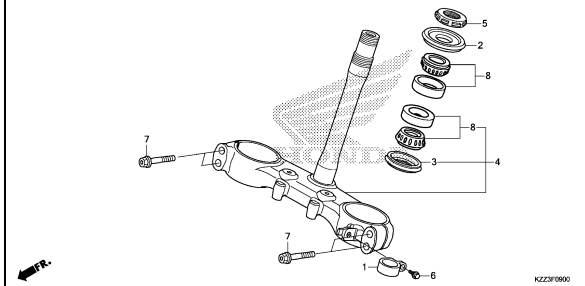


KZZ3F0700

F-9

STEERING STEM

F 7

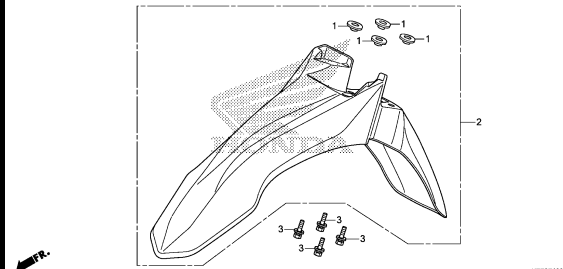


KZZ3F0900

F-10

FRONT FENDER

F 8

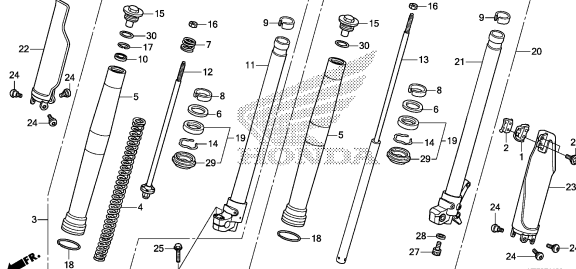


KZZ3F1000

F-11

FRONT FORK

F 9

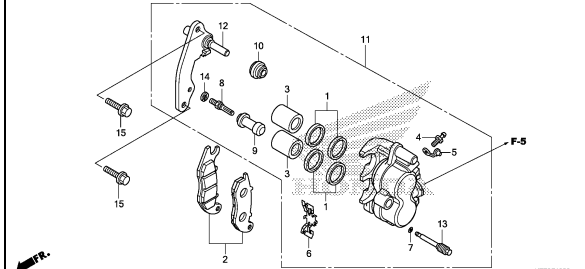


KZZ3F1100

F-12-20

FRONT BRAKE CALIPER

F 11



KZZ3F1220

3

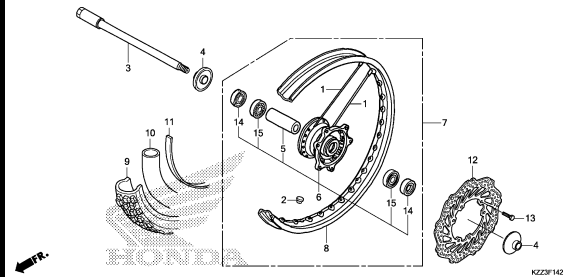
# FRAME GROUP

C 6

F-14-20

FRONT WHEEL

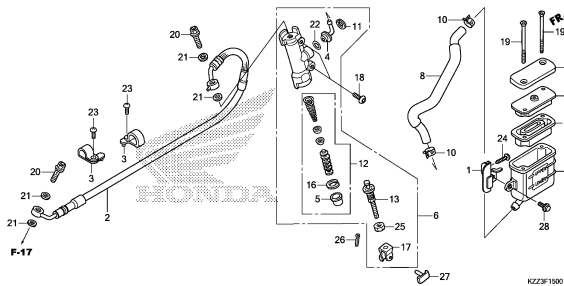
F12



F-15

REAR BRAKE MASTER CYLINDER

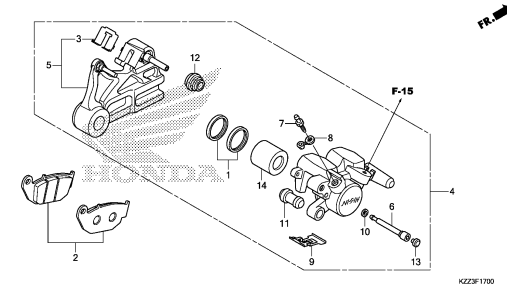
F13



F-17

REAR BRAKE CALIPER

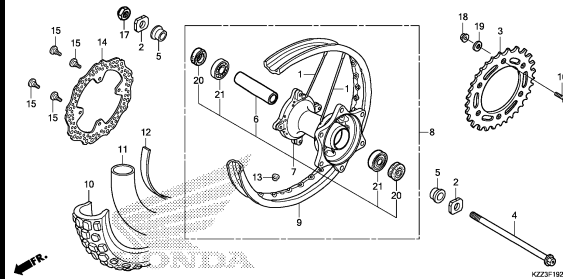
F15



F-19-20

REAR WHEEL

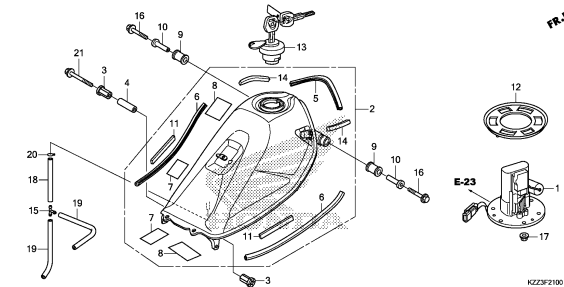
F16



F-21

FUEL TANK

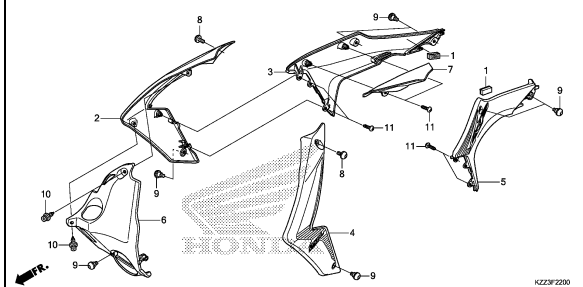
G 1



F-22

RADIATOR SHROUD

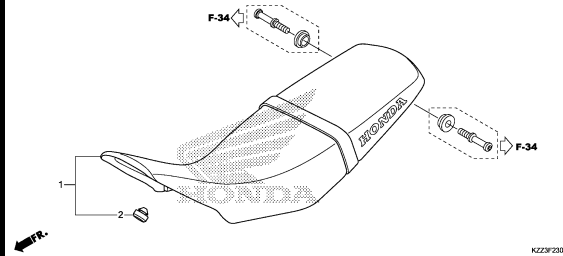
G 2



F-23

SEAT

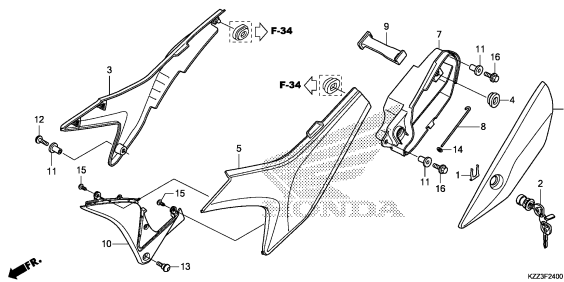
G 3



F-24

SIDE COVER

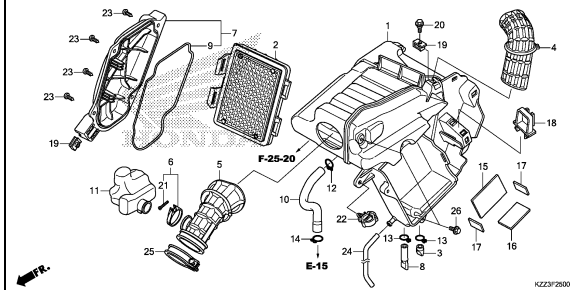
G 4



F-25

AIR CLEANER

G 5



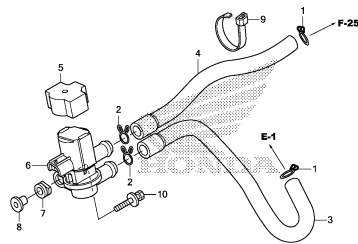
# FRAME GROUP

C 7

F-25-20

AIR INJECTION SOLENOID VALVE

G 7

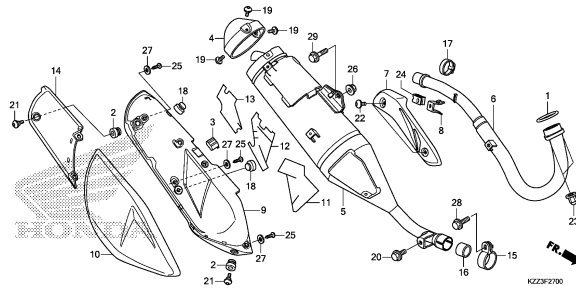


KZZ3F2520

F-27

EXHAUST MUFFLER

G 8

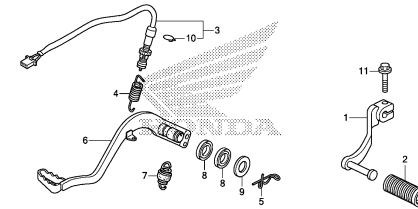


KZZ3F2700

F-29

PEDAL

G10

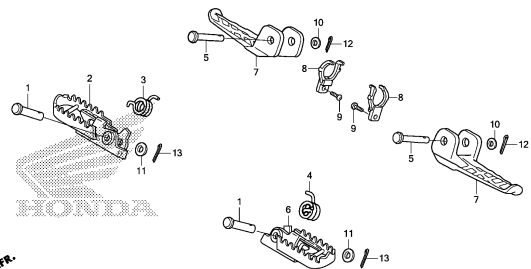


KZZ3F2900

F-30

STEP

G11

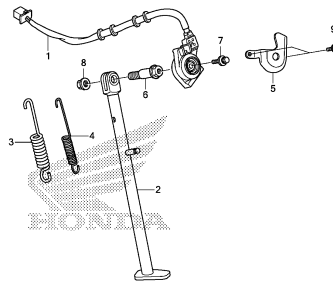


KZZ3F3000

F-31

STAND

G12

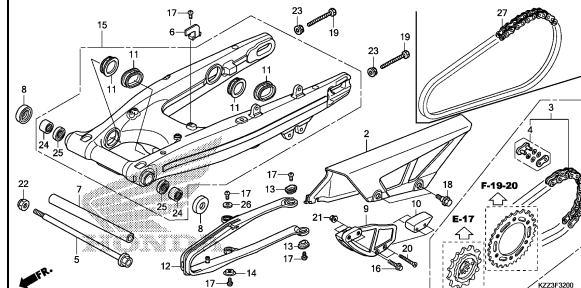


KZZ3F3100

F-32

SWINGARM

G13

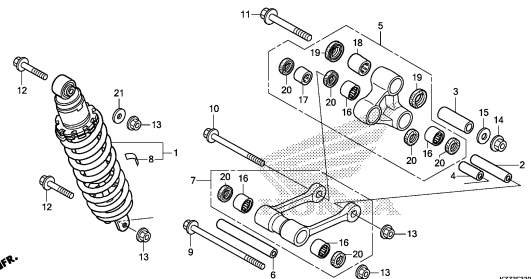


KZZ3F3200

F-33

REAR CUSHION

G15

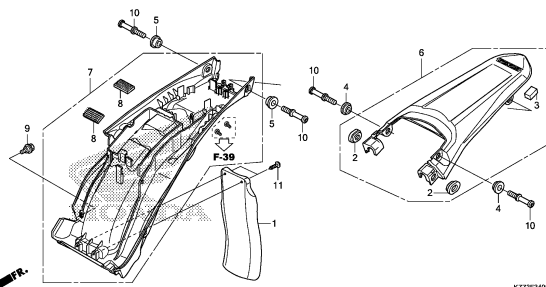


KZZ3F3300

F-34

REAR FENDER

G16

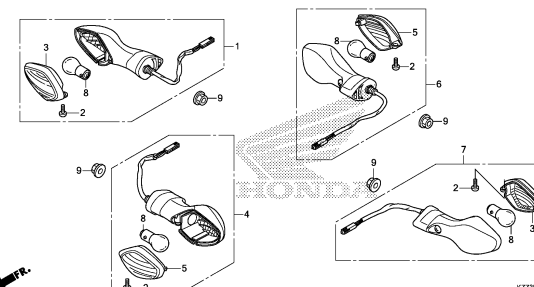


KZZ3F3400

F-35

WINKER

H 1



KZZ3F3500

3

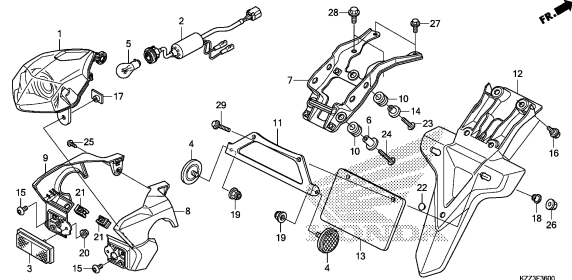
# FRAME GROUP

C 8

F-36

TAILLIGHT

H 2

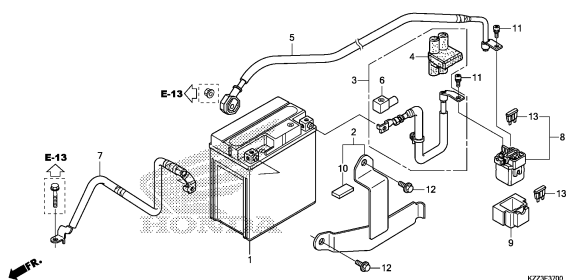


KZZ3F3600

F-37

BATTERY

H 4

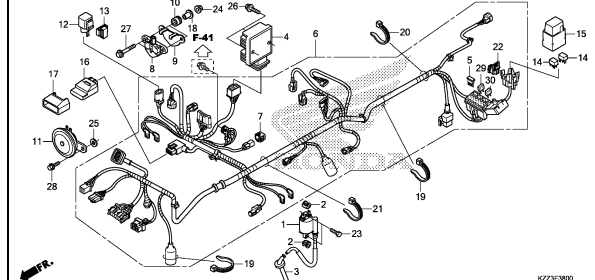


KZZ3F3700

F-38

WIRE HARNESS

H 5

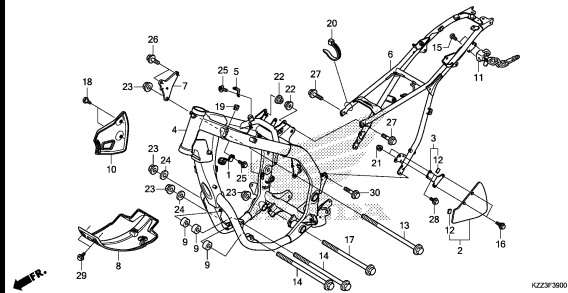


KZZ3F3800

F-39

FRAME BODY

H 7

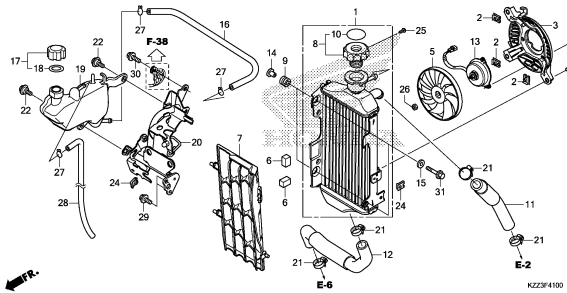


KZZ3F3900

F-41

RADIATOR

H 9

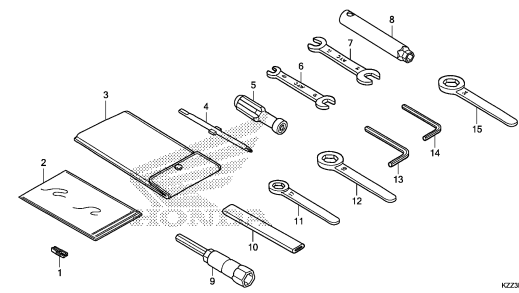


KZZ3F4100

F-48

TOOLS

H11

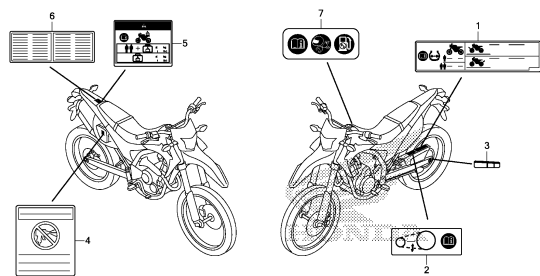


KZZ3F4800

F-49

CAUTION LABEL

H12

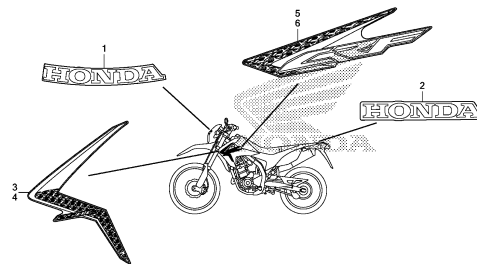


KZZ3F4900

F-50

MARK/STRIPE

H13

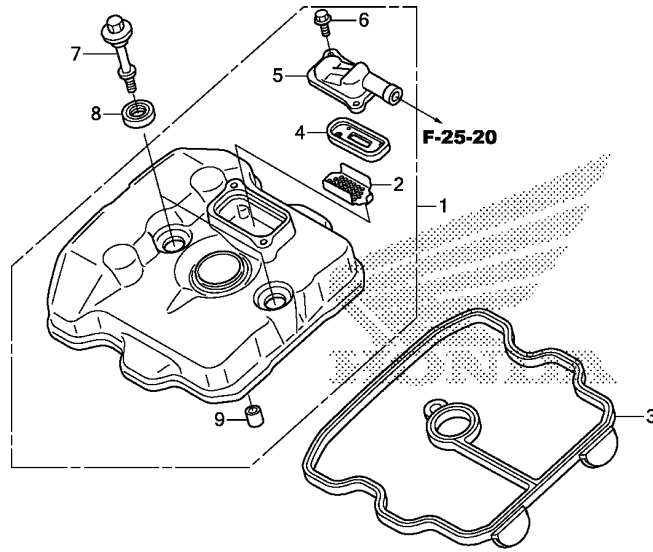


KZZ3F5000

E-1

CYLINDER HEAD COVER

D 1

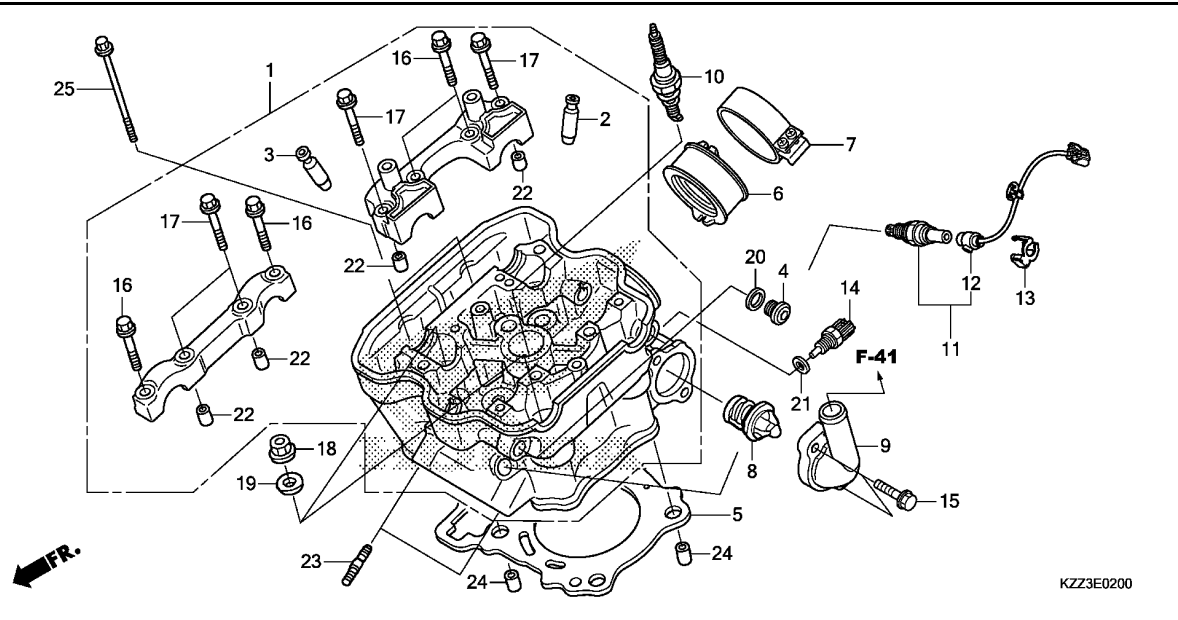


KZZ3E0100

Ref. No.	L.O.N.	(Relative ref. Number) Description	F.R.T.
1	1111C4	COVER, CYLINDER HEAD .....	0.5
3	1111D2	GASKET, CYLINDER HEAD COVER ..	0.5
4	314125	VALVE, PAIR CHECK .....	0.1

Ref. No.	Part No.	Description	Reqd. QTY	Serial No.	Parts catalogue code
1	12300-KZZ-900	COVER ASSY., CYLINDER HEAD ..	1		
2	12341-MAT-750	PLATE, PORT(AI) .....	1		
3	12391-KYJ-901	GASKET COMP., CYLINDER HEAD COVER	1		
4	18601-KEA-741	VALVE COMP., REED(ARAI) .....	1		
5	18612-KYJ-900	COVER, REED VALVE .....	1		
6	90002-KGH-900	BOLT, FLANGE, 5X14 .....	2		
7	90018-KYJ-900	BOLT, HEAD COVER .....	2		
8	90543-MV9-670	RUBBER, MOUNTING .....	2		
9	94301-10160	DOWEL PIN, 10X16 .....	1		

2



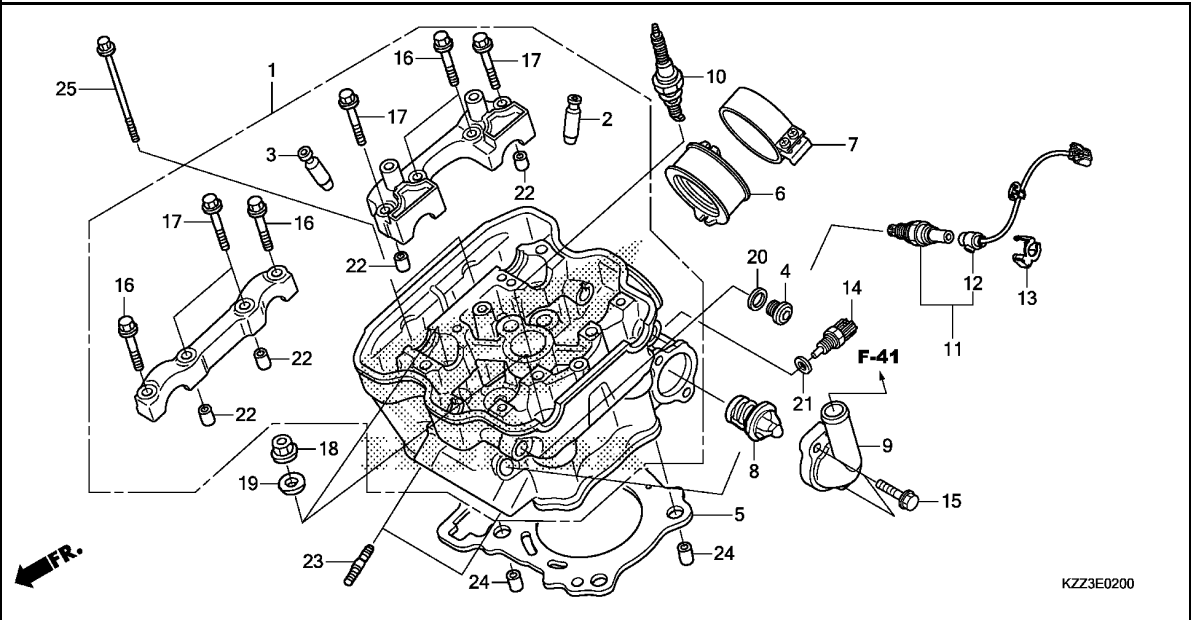
Ref. No.	L.O.N.	(Relative ref. Number) Description	F.R.T.
1	111106	HEAD, CYLINDER ..... .INCLUDES: Engine removal and installation .INCLUDES: Valve adjust and reface	4.3
2	1111L9	GUIDE, INTAKE VALVE(ONE) ..... .INCLUDES: Engine removal and installation .INCLUDES: Reaming .INCLUDES: Valve adjust and reface	3.9
	1111L9A	.Replace all intake valve guide add .....	0.3
3	1111M0	GUIDE, EXHAUST VALVE(ONE) ..... .INCLUDES: Engine removal and installation .INCLUDES: Reaming .INCLUDES: Valve adjust and reface	3.9
	1111M0A	.Replace all exhaust valve guide add .....	0.3
	1111M9	GUIDE, VALVE :FOR 1 VEHICLE .. .INCLUDES: Engine removal and installation .INCLUDES: Reaming	4.8

Ref. No.	Part No.	Description	Reqd. QTY	Serial No.	Parts catalogue code
			CRF 250L D		
1	12010-KZZ-920	HEAD ASSY., CYLINDER .....	1		
2	12204-KYJ-305	GUIDE, IN. VALVE(O.S.) .....	2		
3	12205-KYJ-305	GUIDE, EX. VALVE(O.S.) .....	2		
4	12207-KYJ-900	BOLT, SEALING, 12MM .....	2		
5	12251-KYJ-901	GASKET, CYLINDER HEAD .....	1		
6	16211-KZZ-900	INSULATOR, THROTTLE BODY .....	1		
7	16217-KYJ-900	BAND, INSULATOR .....	1		
8	19300-KGF-911	THERMOSTAT .....	1		
9	19321-KZZ-900	COVER, THERMOSTAT .....	1		
10	31916-MEH-003	PLUG, SPARK(SIMR8A9)(NGK) ...	1		
11	36532-KZZ-901	SENSOR, OXYGEN .....	1		
12	36533-KZZ-900	CORD COMP., OXYGEN SENSOR ...	1		
13	36538-KPP-T00	COVER, O2 SENSOR .....	1		
14	37870-KRJ-901	SENSOR ASSY., WATER TEMP ...	1		
15	90011-KYJ-900	BOLT, FLANGE, 6X22(NSHF) .....	2		
16	90017-KYJ-900	BOLT, FLANGE, 6X32 .....	4		
17	90019-KYJ-900	BOLT, FLANGE, 6X39.5 .....	4		
18	90204-634-000	NUT, FLANGE, 10MM .....	4		
19	90410-GCC-000	WASHER, 10MM .....	4		
20	90418-KYJ-900	WASHER, 12.2X17X1.5 .....	2		
21	90454-MC7-000	WASHER, SPECIAL, 12MM .....	1		
22	91105-KSP-910	DOWEL PIN, 8X14 .....	4		
	94301-08140	.....	4		
23	92900-08022-3E	BOLT, STUD, 8X22 .....	2		
24	94301-12160	PIN A, DOWEL, 12X16 .....	2		
25	95701-06120-00	BOLT, FLANGE, 6X120 .....	2		

E-2

CYLINDER HEAD

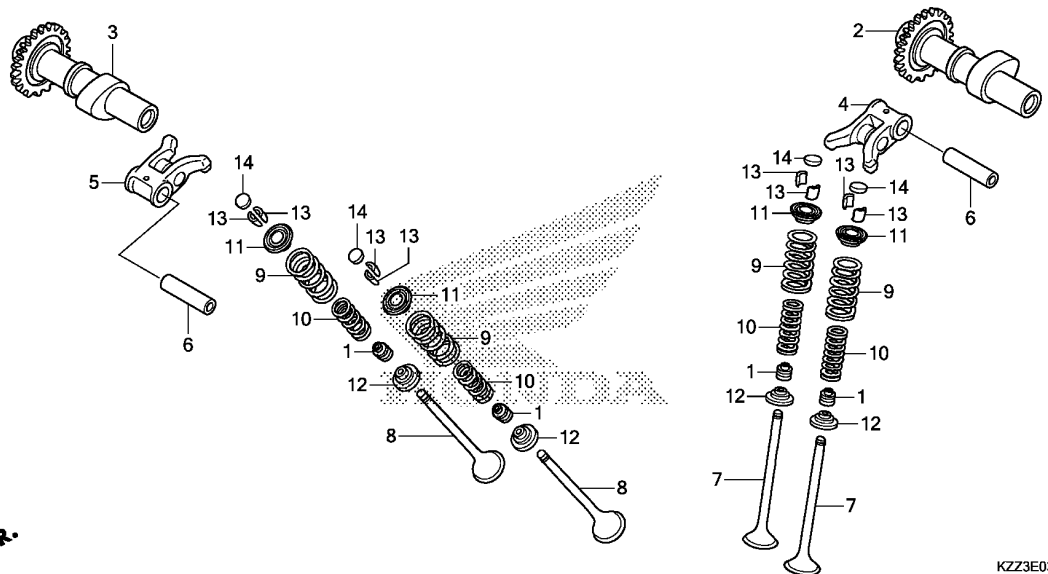
D 3



KZZ3E0200

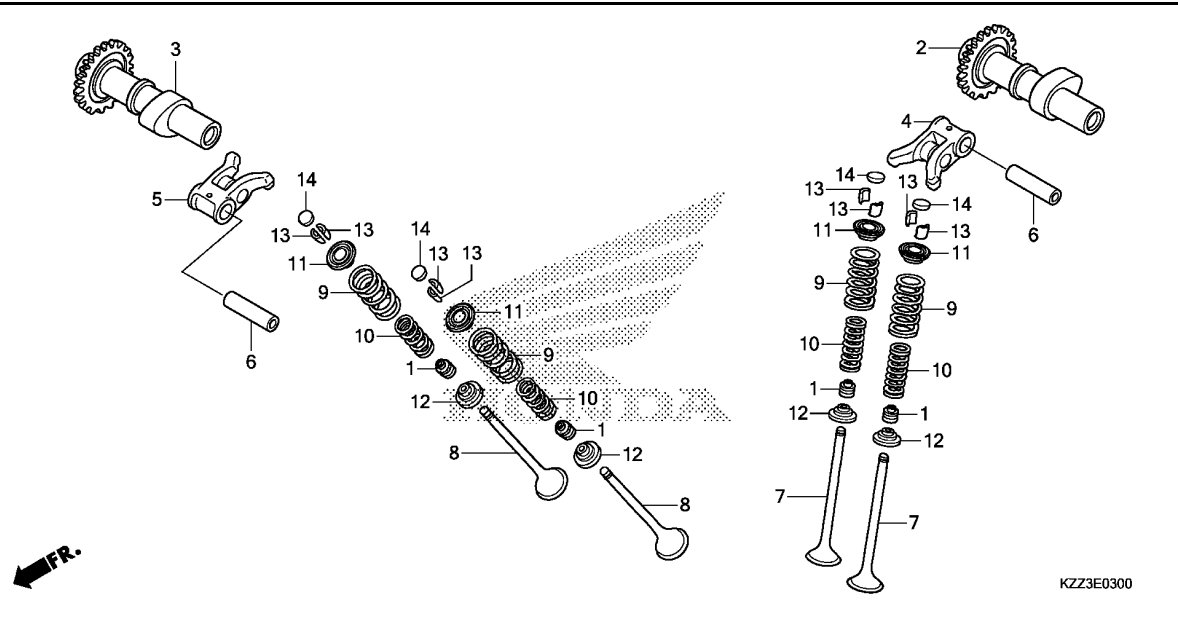
Ref. No.	L.O.N.	(Relative ref. Number) Description	F.R.T.
+ 3		.INCLUDES: Valve adjust and reface	
5	111115	GASKET, CYLINDER HEAD .....	3.0
		.INCLUDES: Engine removal and installation	
6	311131	INSULATOR, THROTTLE BODY/ CARBURETOR .....	0.7
8	114116	THERMOSTAT .....	0.4
9	1141B3	COVER, THERMOSTAT .....	0.3
10	614130	PLUG, SPARK .....	0.1
11	617121	SENSOR, OXYGEN .....	0.2
12	6111P8	SUB CORD, OXYGEN SENSOR .....	0.1
14	6171A9	SENSOR, WATER TEMP .....	0.4

2



Ref. No.	L.O.N.	(Relative ref. Number) Description	F.R.T.
2	1111E5	CAMSHAFT :INTAKE ..... .INCLUDES: Valve clearance adjustment	1.1
3	1111E6	CAMSHAFT :EXHAUST ..... .INCLUDES: Valve clearance adjustment	1.1
	1111T4	CAMSHAFT :FOR 1 VEHICLE ..... .INCLUDES: Valve clearance adjustment	1.3
4	1111K8	ARM, INTAKE VALVE ROCKER(ONE) .INCLUDES: Valve adjustment	0.7
5	1111K9	ARM, EXHAUST VALVE ROCKER(ONE) .INCLUDES: Valve adjustment	0.7
	1111L8	ARM, VALVE ROCKER :FOR 1 VEHICLE ..... .INCLUDES: Valve adjustment	0.9
7	1111N0	VALVE, INTAKE(ONE) ..... .INCLUDES: Engine removal and installation .INCLUDES: Refacing	3.4
	1111NOA	.Replace all intake valve add	0.2
8	1111N1	VALVE, EXHAUST(ONE) ..... .INCLUDES: Engine removal and installation .INCLUDES: Refacing	3.4
+			

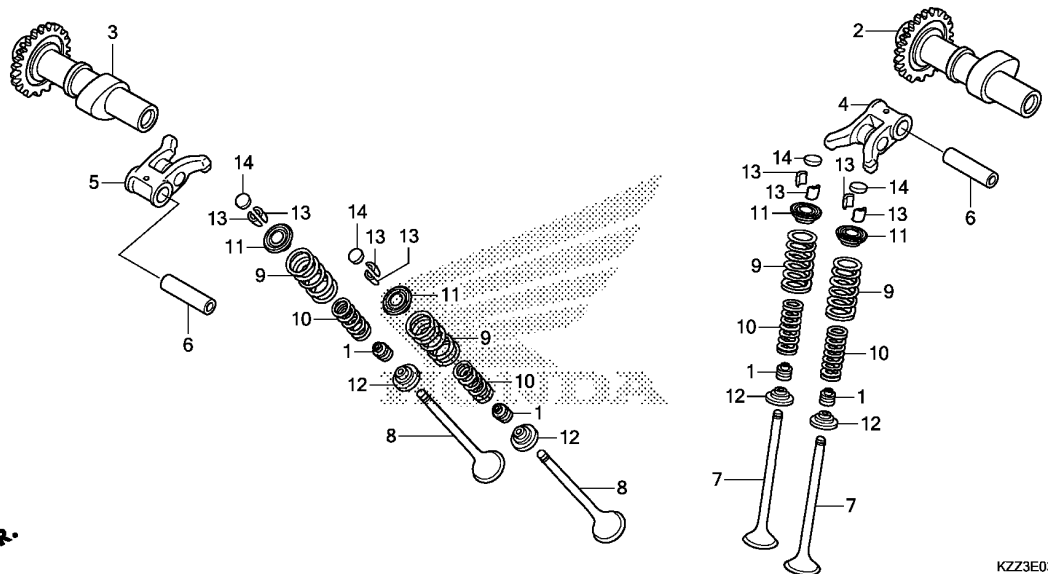
Ref. No.	Part No.	Description	Reqd. QTY	Serial No.	Parts catalogue code
			CRF 250L D		
1	12209-ML0-722	SEAL, VALVE STEM(ARAI) .....	4		
2	14110-KYJ-900	CAMSHAFT COMP., IN.(34T) ....	1		
3	14210-KYJ-900	CAMSHAFT COMP., EX.(34T) ....	1		
4	14430-KYJ-900	ARM COMP., IN. VALVE ROCKER ..	1		
5	14440-KYJ-900	ARM COMP., EX. VALVE ROCKER ..	1		
6	14451-KYJ-900	SHAFT, ROCKER ARM .....	2		
7	14711-KYJ-900	VALVE, IN. ....	2		
8	14721-KYJ-900	VALVE, EX. ....	2		
9	14751-KYJ-900	SPRING, VALVE OUTER .....	4		
10	14761-KYJ-900	SPRING, VALVE INNER .....	4		
11	14771-MFL-000	RETAINER, VALVE SPRING .....	4		
12	14775-KYJ-900	SEAT, VALVE SPRING .....	4		
13	14781-ML0-720	COTTER, VALVE .....	8		
14	14901-KT7-013	SHIM, TAPPET(1.200) .....	4		
	14902-KT7-013	SHIM, TAPPET(1.225) .....	4		
	14903-KT7-013	SHIM, TAPPET(1.250) .....	4		
	14904-KT7-013	SHIM, TAPPET(1.275) .....	4		
	14905-KT7-013	SHIM, TAPPET(1.300) .....	4		
	14906-KT7-013	SHIM, TAPPET(1.325) .....	4		
	14907-KT7-013	SHIM, TAPPET(1.350) .....	4		
	14908-KT7-013	SHIM, TAPPET(1.375) .....	4		
	14909-KT7-013	SHIM, TAPPET(1.400) .....	4		
	14910-KT7-013	SHIM, TAPPET(1.425) .....	4		
	14911-KT7-013	SHIM, TAPPET(1.450) .....	4		
	14912-KT7-013	SHIM, TAPPET(1.475) .....	4		
	14913-KT7-013	SHIM, TAPPET(1.500) .....	4		
	14914-KT7-013	SHIM, TAPPET(1.525) .....	4		



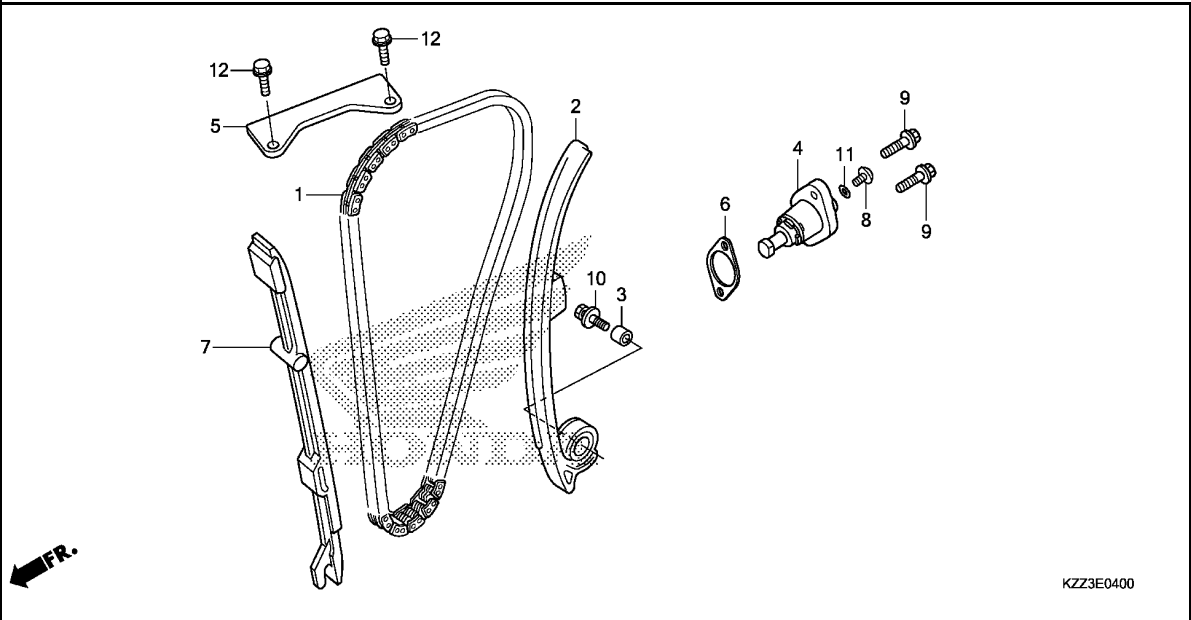
Ref. No.	L.O.N.	(Relative ref. Number) Description	F.R.T.
+ 8	1111N1A	.Replace all exhaust valve add	0.2
	1111P0	VALVE :FOR 1 VEHICLE ..... .INCLUDES: Engine removal and installation .INCLUDES: Refacing (1,10,11,12,13)	4.0
9	1111P2	INTAKE VALVE SPRING AND/OR STEM SEAL(ONE) ..... .INCLUDES: Engine removal and installation	3.2
	1111P2A	.Replace all intake spring add	0.1
	1111P3	EXHAUST VALVE SPRING AND/OR STEM SEAL(ONE) ..... .INCLUDES: Engine removal and installation	3.2
	1111P3A	.Replace all exhaust spring add .....	0.1
	1111Q2	VALVE SPRING AND/OR STEM SEAL :FOR 1 VEHICLE ..... .INCLUDES: Engine removal and installation	3.5

Ref. No.	Part No.	Description	Reqd. QTY	CRF 250L D	Serial No.	Parts catalogue code
14)	14915-KT7-013	SHIM, TAPPET(1.550) .....	4			
	14916-KT7-013	SHIM, TAPPET(1.575) .....	4			
	14917-KT7-013	SHIM, TAPPET(1.600) .....	4			
	14918-KT7-013	SHIM, TAPPET(1.625) .....	4			
	14919-KT7-013	SHIM, TAPPET(1.650) .....	4			
	14920-KT7-013	SHIM, TAPPET(1.675) .....	4			
	14921-KT7-013	SHIM, TAPPET(1.700) .....	4			
	14922-KT7-013	SHIM, TAPPET(1.725) .....	4			
	14923-KT7-013	SHIM, TAPPET(1.750) .....	4			
	14924-KT7-013	SHIM, TAPPET(1.775) .....	4			
	14925-KT7-013	SHIM, TAPPET(1.800) .....	4			
	14926-KT7-013	SHIM, TAPPET(1.825) .....	4			
	14927-KT7-013	SHIM, TAPPET(1.850) .....	4			
	14928-KT7-013	SHIM, TAPPET(1.875) .....	4			
	14929-KT7-013	SHIM, TAPPET(1.900) .....	4			
	14930-KT7-013	SHIM, TAPPET(1.925) .....	4			
	14931-KT7-013	SHIM, TAPPET(1.950) .....	4			
	14932-KT7-013	SHIM, TAPPET(1.975) .....	4			
	14933-KT7-013	SHIM, TAPPET(2.000) .....	4			
	14934-KT7-013	SHIM, TAPPET(2.025) .....	4			
	14935-KT7-013	SHIM, TAPPET(2.050) .....	4			
	14936-KT7-013	SHIM, TAPPET(2.075) .....	4			
	14937-KT7-013	SHIM, TAPPET(2.100) .....	4			
	14938-KT7-013	SHIM, TAPPET(2.125) .....	4			
	14939-KT7-013	SHIM, TAPPET(2.150) .....	4			
	14940-KT7-013	SHIM, TAPPET(2.175) .....	4			
	14941-KT7-013	SHIM, TAPPET(2.200) .....	4			
	14942-KT7-013	SHIM, TAPPET(2.225) .....	4			
	14943-KT7-013	SHIM, TAPPET(2.250) .....	4			





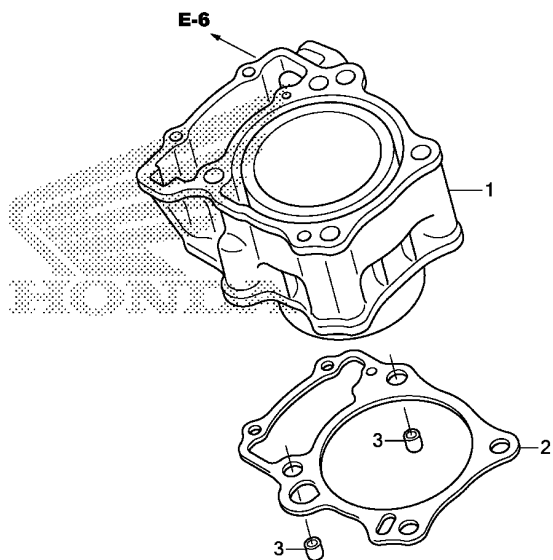
Ref. No.	Part No.	Description	Reqd. QTY	Serial No.	Parts catalogue code
14)	14944-KT7-013	SHIM, TAPPET (2.275)	4		
	14945-KT7-013	SHIM, TAPPET (2.300)	4		
	14946-KT7-013	SHIM, TAPPET (2.325)	4		
	14947-KT7-013	SHIM, TAPPET (2.350)	4		
	14948-KT7-013	SHIM, TAPPET (2.375)	4		
	14949-KT7-013	SHIM, TAPPET (2.400)	4		
	14950-KT7-013	SHIM, TAPPET (2.425)	4		
	14951-KT7-013	SHIM, TAPPET (2.450)	4		
	14952-KT7-013	SHIM, TAPPET (2.475)	4		
	14953-KT7-013	SHIM, TAPPET (2.500)	4		
	14954-KT7-013	SHIM, TAPPET (2.525)	4		
	14955-KT7-013	SHIM, TAPPET (2.550)	4		
	14956-KT7-013	SHIM, TAPPET (2.575)	4		
	14957-KT7-013	SHIM, TAPPET (2.600)	4		
	14958-KT7-013	SHIM, TAPPET (2.625)	4		
	14959-KT7-013	SHIM, TAPPET (2.650)	4		
	14960-KT7-013	SHIM, TAPPET (2.675)	4		
	14961-KT7-013	SHIM, TAPPET (2.700)	4		
	14962-KT7-013	SHIM, TAPPET (2.725)	4		
	14963-KT7-013	SHIM, TAPPET (2.750)	4		
	14964-KT7-013	SHIM, TAPPET (2.775)	4		
	14965-KT7-013	SHIM, TAPPET (2.800)	4		
	14966-KT7-013	SHIM, TAPPET (2.825)	4		
	14967-KT7-013	SHIM, TAPPET (2.850)	4		
	14968-KT7-013	SHIM, TAPPET (2.875)	4		
	14969-KT7-013	SHIM, TAPPET (2.900)	4		



Ref. No.	L.O.N.	(Relative ref. Number) Description	F.R.T.
1	110140	CHAIN, CAM ..... .INCLUDES: Engine removal and installation	3.7
2	111130	TENSIONER, CAM CHAIN ..... .INCLUDES: Engine removal and installation	3.5
4	111133	LIFTER, TENSIONER ..... (6)	0.2
5	1111G9	GUIDE B, CAM CHAIN ..... (6)	0.5
7	111139	GUIDE, CAM CHAIN ..... .INCLUDES: Engine removal and installation	3.0

Ref. No.	Part No.	Description	Reqd. QTY	Serial No.	Parts catalogue code
			CRF 250L D		
1	14401-KYJ-901	CHAIN, CAM(128L)(DAIDO) .....	1		
2	14510-KYJ-900	TENSIONER COMP., CAM CHAIN ..	1		
3	14517-KYJ-900	COLLAR, TENSIONER .....	1		
4	14520-KZZ-901	LIFTER ASSY., TENSIONER .....	1		
5	14546-KYJ-900	GUIDE B, CAM CHAIN .....	1		
6	14560-KGH-900	GASKET, TENSIONER LIFTER .....	1		
7	14611-KYJ-900	GUIDE A, CAM CHAIN .....	1		
8	90005-KYJ-900	SCREW, PAN, 6X6 .....	1		
9	90011-KYJ-900	BOLT, FLANGE, 6X22(NSHF) .....	2		
10	90022-KYJ-900	BOLT-WASHER, 6X25 .....	1		
11	91306-MG3-000	O-RING, 1.5X9.5 .....	1		
12	95701-06014-00	BOLT, FLANGE, 6X14 .....	2		





FR.

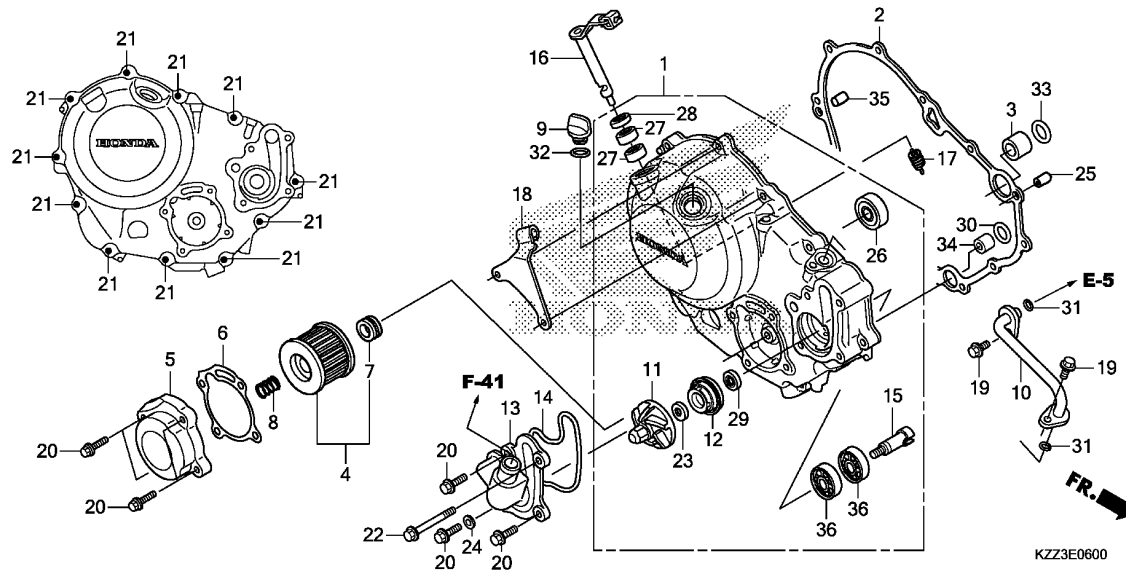
KZZ3E0500

Ref. No.	L.O.N.	(Relative ref. Number) Description	F.R.T.
1	1111A5	CYLINDER ..... .INCLUDES: Engine removal and installation	3.4
2	111102	GASKET, CYLINDER ..... .INCLUDES: Engine removal and installation	3.3

Ref. No.	Part No.	Description	Reqd. QTY	Serial No.	Parts catalogue code
			CRF 250L D		
1	12100-KZZ-900	CYLINDER COMP. ....	1		
2	12191-KYJ-900	GASKET, CYLINDER ....	1		
3	94301-12160	PIN A, DOWEL, 12X16 .....	2		

E-6

RIGHT CRANKCASE COVER

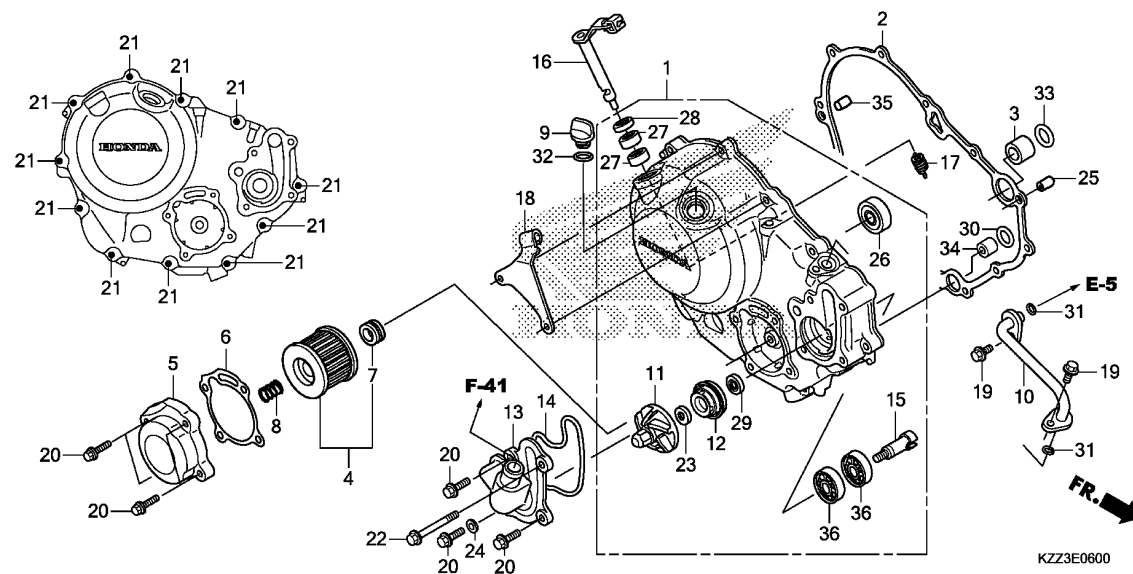


Ref. No.	L.O.N.	(Relative ref. Number) Description	F.R.T.
1	110159	COVER, CRANKCASE :RIGHT (30,33)	0.9
2	110158	GASKET, CRANKCASE COVER :RIGHT (6,7,8)	0.8
4	113127	ELEMENT, OIL FILTER (31)	0.3
10	114125	PIPE, WATER CONNECTING	0.3
11	114105	IMPELLER, WATER PUMP (29)	0.9
12	114110	MECHANICAL SEAL, WATER PUMP (14)	1.2
13	1141B0	COVER, WATER PUMP	0.3
15	1141E7	SHAFT, WATER PUMP	0.9
16	2121A7	LEVER, CLUTCH	0.9
26	1101V8	BEARING, CRANKSHAFT :CRANKCASE COVER SIDE	1.0
36	114144	BEARING, WATER PUMP	1.2

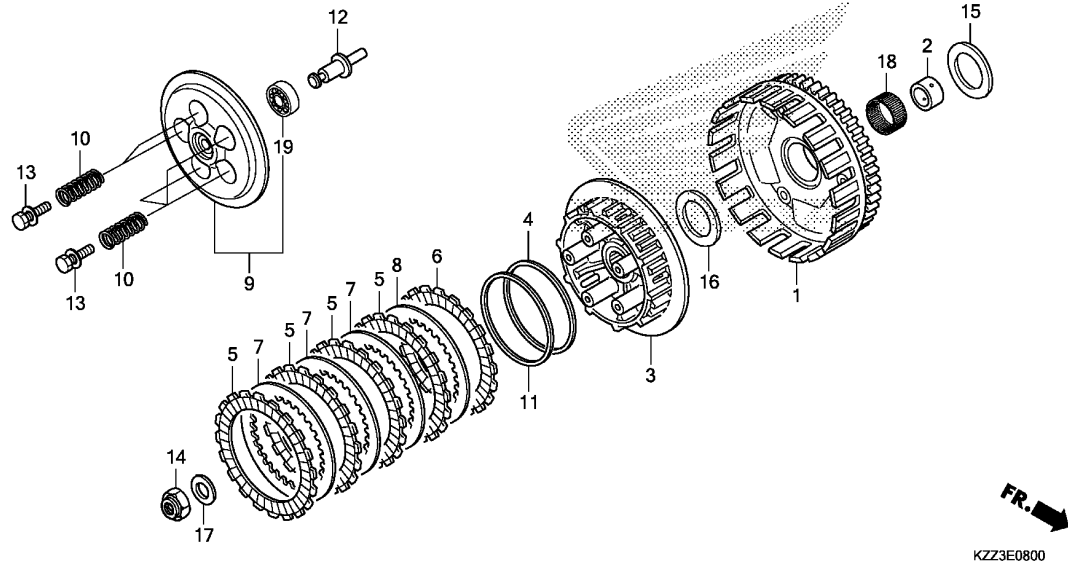
.NOTE: Same time for two units

Ref. No.	Part No.	Description	Reqd. QTY	CRF 250L D	Serial No.	Parts catalogue code
1	11300-KZZ-900	COVER ASSY., R. CRANKCASE	1			
2	11394-KYJ-900	GASKET, R. CRANKCASE COVER	1			
3	15326-KT7-000	COLLAR, OIL PATH, 18MM	1			
4	15410-KYJ-901	ELEMENT, OIL FILTER	1			
5	15411-KZZ-900	COVER, OIL FILTER	1			
6	15412-KYJ-901	GASKET, OIL FILTER COVER	1			
7	15413-MC8-000	RUBBER, FILTER	1			
8	15414-KF0-000	SPRING, OIL FILTER ELEMENT SETTING	1			
9	15611-KA4-710	CAP, OIL FILLER	1			
10	19120-KZZ-900	PIPE COMP., WATER	1			
11	19215-KGH-900	IMPELLER, WATER PUMP	1			
12	19217-P72-013	SEAL, MECHANICAL	1			
13	19220-KZZ-900	COVER COMP., WATER PUMP	1			
14	19226-KYJ-901	GASKET, WATER PUMP COVER	1			
15	19241-KYJ-900	SHAFT, WATER PUMP	1			
16	22810-KZZ-900	LEVER COMP., CLUTCH	1			
17	22815-KM7-700	SPRING, CLUTCH LEVER	1			
18	22821-KZZ-900	RECEIVER, CLUTCH CABLE	1			
19	90010-KYJ-900	BOLT, FLANGE, 6X16(NSHF)	2			
20	90012-KYJ-900	BOLT, FLANGE, 6X25(NSHF)	7			
21	90013-KYJ-900	BOLT, FLANGE, 6X30(NSHF)	11			
22	90015-KYJ-900	BOLT, FLANGE, 6X60(NSHF)	1			
23	90423-KW6-900	WASHER, 7X13X1.2	1			
24	90463-ML7-000	WASHER, SEALING, 6.5MM	1			





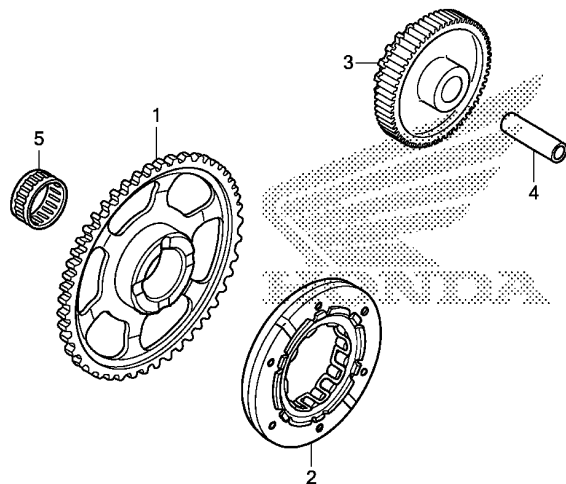
Ref. No.	Part No.	Description	Reqd. QTY		Serial No.	Parts catalogue code
			CRF	250L D		
25	90702-KFM-900	DOWEL PIN, 8X12	1			
26	91009-KYJ-901	BEARING, RADIAL BALL, 6001U	1			
27	91053-719-005	BEARING, NEEDLE, 12X16X10 (NTN)	2			
28	91204-KK0-003	OIL SEAL, 12X18X5 (ARAI)	1			
29	91205-KF0-003	OIL SEAL, 12X20X5 (ARAI)	1			
30	91301-KYJ-901	O-RING, 11.8X1.9	1			
31	91302-KYJ-901	O-RING, 9.8X2.4	2			
32	91307-035-000	O-RING, 18X3	1			
33	91322-PT0-004	O-RING, 17.8X1.9 (ARAI)	1			
34	94301-12160	PIN A, DOWEL, 12X16	1			
35	94302-08140	PIN B, DOWEL, 8X14	1			
36	96100-60013-00	BEARING, RADIAL BALL, 6001	2			



Ref. No.	L.O.N.	(Relative ref. Number) Description	F.R.T.
1	2121A0	(18) OUTER, CLUTCH .....	1.2
3	212112	CENTER, CLUTCH .....	1.2
5	2121A1	(4,6,7,8,11) DISC, CLUTCH FRICTION .....	1.0
		.NOTE: Same time for two units or more	
9	2121A3	(19) PLATE, CLUTCH PRESSURE .....	0.9
10	212107	SPRING, CLUTCH .....	0.9
		.NOTE: Same time for two units or more	
12	2121B6	ROD, CLUTCH LIFTER .....	0.9

Ref. No.	Part No.	Description	Reqd. QTY	Serial No.	Parts catalogue code
			CRF 250L D		
1	22100-KZZ-901	OUTER COMP., CLUTCH(73T) ....	1		
2	22116-KYJ-900	GUIDE, CLUTCH OUTER .....	1		
3	22121-KZZ-901	CENTER, CLUTCH .....	1		
4	22125-KZZ-901	SEAT, JUDDER SPRING .....	1		
5	22201-KYJ-902	DISK, CLUTCH FRICTION .....	4		
6	22202-KZZ-901	DISK B, CLUTCH FRICTION .....	1		
7	22321-KYJ-902	PLATE, CLUTCH .....	3		
8	22322-KZZ-901	PLATE B, CLUTCH .....	1		
9	22350-KYJ-902	PLATE COMP., CLUTCH PRESSURE	1		
10	22401-KYJ-902	SPRING, CLUTCH .....	5		
11	22402-KZZ-902	SPRING, JUDDER .....	1		
12	22847-KZZ-900	PIN, CLUTCH LIFTER .....	1		
13	90050-KYJ-902	BOLT, 6X1.0 .....	5		
14	90201-KYJ-900	NUT, SPECIAL, 16MM .....	1		
15	90404-KVK-900	WASHER, 20X40X2 .....	1		
16	90404-KYJ-902	WASHER, 20X40X2 .....	1		
17	90434-KPS-900	WASHER, 16MM .....	1		
18	91012-KYJ-901	BEARING, NEEDLE, 28X33X16.8	1		
19	96100-60010-00	BEARING, RADIAL BALL, 6001 ..	1		





FR.

KZZ3E0900

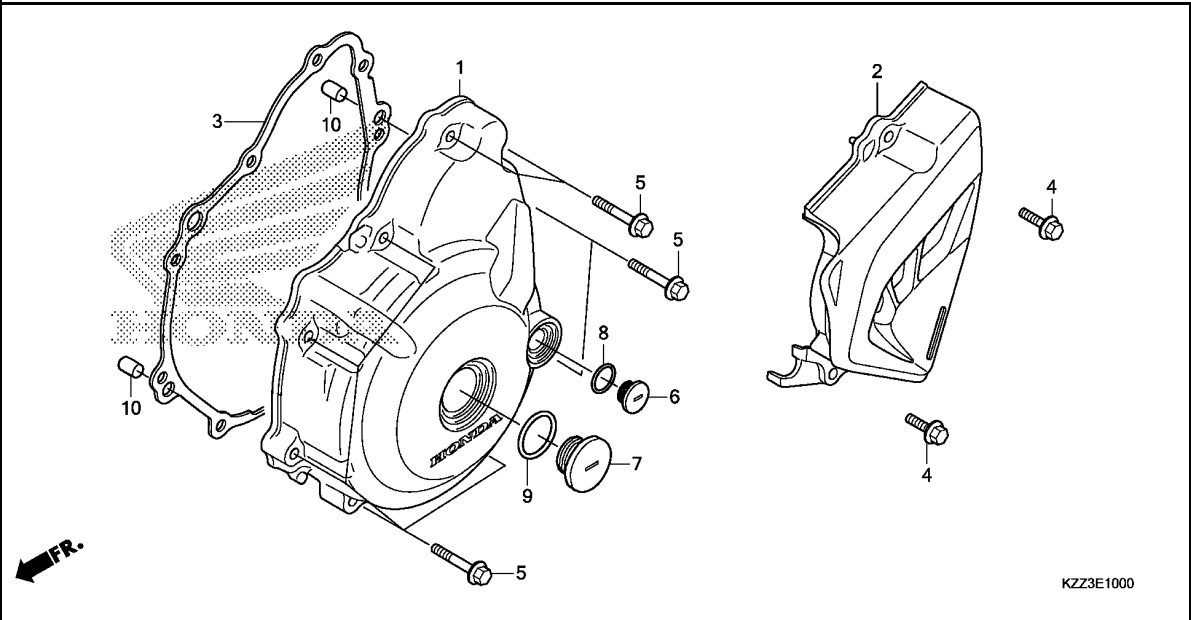
Ref. No.	L.O.N.	(Relative ref. Number) Description	F.R.T.
1		(5)	
612120		GEAR, STARTER DRIVEN .....	0.6
612131		OUTER, STARTING CLUTCH .....	0.7
612125		GEAR, STARTER REDUCTION .....	0.4

Ref. No.	Part No.	Description	Reqd. QTY	Serial No.	Parts catalogue code
			CRF 250L D		
1	28110-KYJ-900	GEAR COMP., STARTER DRIVEN (68T)	1		
2	28125-KYJ-901	OUTER COMP., STARTING CLUTCH	1		
3	28130-KYJ-900	GEAR, STARTER REDUCTION (17T/60T)	1		
4	28132-MK5-000	SHAFT C, IDLE GEAR .....	1		
5	91107-KYJ-902	BEARING, NEEDLE, 29X34X24 ...	1		

E-10

LEFT CRANKCASE COVER

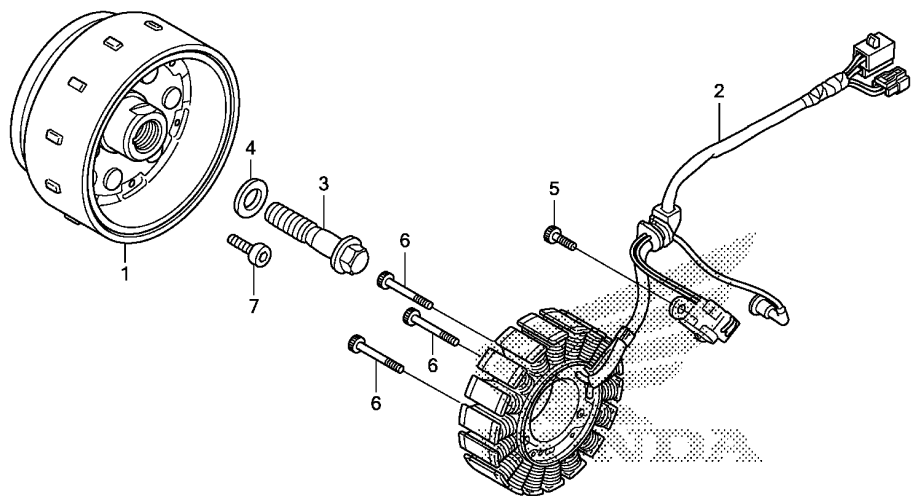
D13



Ref. No.	L.O.N.	(Relative ref. Number) Description	F.R.T.
1	1101A6	COVER, CRANKCASE :LEFT .....	0.5
2	1101B0	COVER, CRANKCASE :LEFT REAR ..	0.1
3	1101A3	GASKET, CRANKCASE COVER :LEFT	0.4

Ref. No.	Part No.	Description	Reqd. QTY	Serial No.	Parts catalogue code
			CRF 250L D		
1	11341-KZZ-900	COVER, L. CRANKCASE .....	1		
2	11360-KZZ-900	COVER COMP., L. RR. ....	1		
3	11395-KYJ-900	GASKET, L. CRANKCASE COVER ..	1		
4	90012-KYJ-900	BOLT, FLANGE, 6X25(NSHF) ....	2		
5	90013-KYJ-900	BOLT, FLANGE, 6X30(NSHF) ....	9		
6	90084-KPP-860	CAP, A.C. GENERATOR .....	1		
7	90087-KPP-860	CAP, 30MM .....	1		
8	91303-377-000	O-RING, 13.8X2.5 .....	1		
9	91356-KWV-000	O-RING, 30MM .....	1		
10	94302-08140	PIN B, DOWEL, 8X14 .....	2		

2

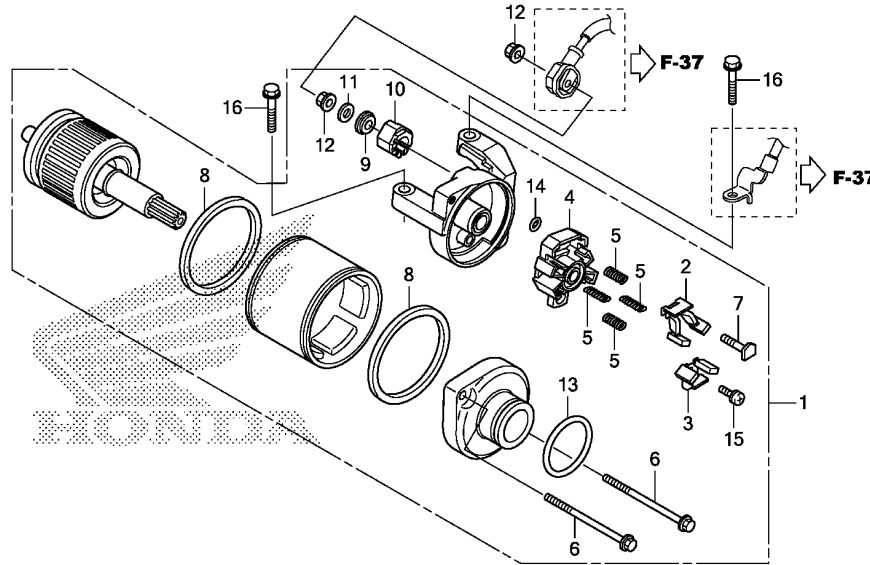


KZZ3E1100

Ref. No.	L.O.N.	(Relative ref. Number) Description	F.R.T.
1	613105	ROTOR OR FLYWHEEL .....	0.7
2	6131A3	STATOR .....	0.7

Ref. No.	Part No.	Description	Reqd. QTY	Serial No.	Parts catalogue code
			CRF 250L D		
1	31110-KYJ-901	FLYWHEEL COMP. (DENSO) .....	1		
2	31120-KZZ-901	STATOR COMP. (DENSO) .....	1		
3	90023-KYJ-900	BOLT, FLANGE, 12X50 .....	1		
4	90401-KCY-670	WASHER, 12.5X30X5 .....	1		
5	96600-06016-00	BOLT, SOCKET, 6X16 .....	2		
6	96600-06035-00	BOLT, SOCKET, 6X35 .....	3		
7	96600-08020-10	BOLT, SOCKET, 8X20 .....	6		

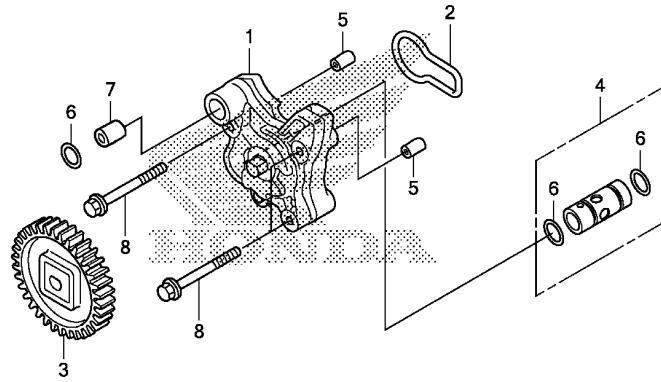
2



Ref. No.	L.O.N.	(Relative ref. Number) Description	F.R.T.
1		(13) MOTOR, STARTING .....	0.5
2		(3,4,5,8) TERMINAL, BRUSH(STARTER) .....	0.6
.NOTE: Same time for two units			

Ref. No.	Part No.	Description	Reqd. QTY	Serial No.	Parts catalogue code
			CRF 250L D		
1	31200-KZZ-901	MOTOR ASSY., STARTER(MITSUBA)	1		
2	31201-MEW-921	BRUSH SET A, CARBON .....	1		
3	31202-MEW-921	BRUSH SET B, CARBON .....	1		
4	31203-MEW-921	HOLDER, BRUSH .....	1		
5	31204-MEW-921	SPRING, CARBON BRUSH .....	4		
6	31205-HP5-601	BOLT, SETTING .....	2		
7	31206-MEW-921	BOLT, TERMINAL .....	1		
8	31207-HP5-601	RING .....	2		
9	31208-MEW-921	INSULATOR .....	1		
10	31209-MEW-921	STOPPER, TERMINAL .....	1		
11	31210-MEW-921	WASHER .....	1		
12	90071-MB0-000	NUT-WASHER, 6MM .....	2		
13	91309-425-003	O-RING, 24.4X3.1(ARAI) .....	1		
14	91320-MB0-000	O-RING, 4X2 .....	1		
15	93892-05012-08	SCREW-WASHER, 5X12 .....	1		
16	95701-06025-00	BOLT, FLANGE, 6X25 .....	2		





KZZ3E1400

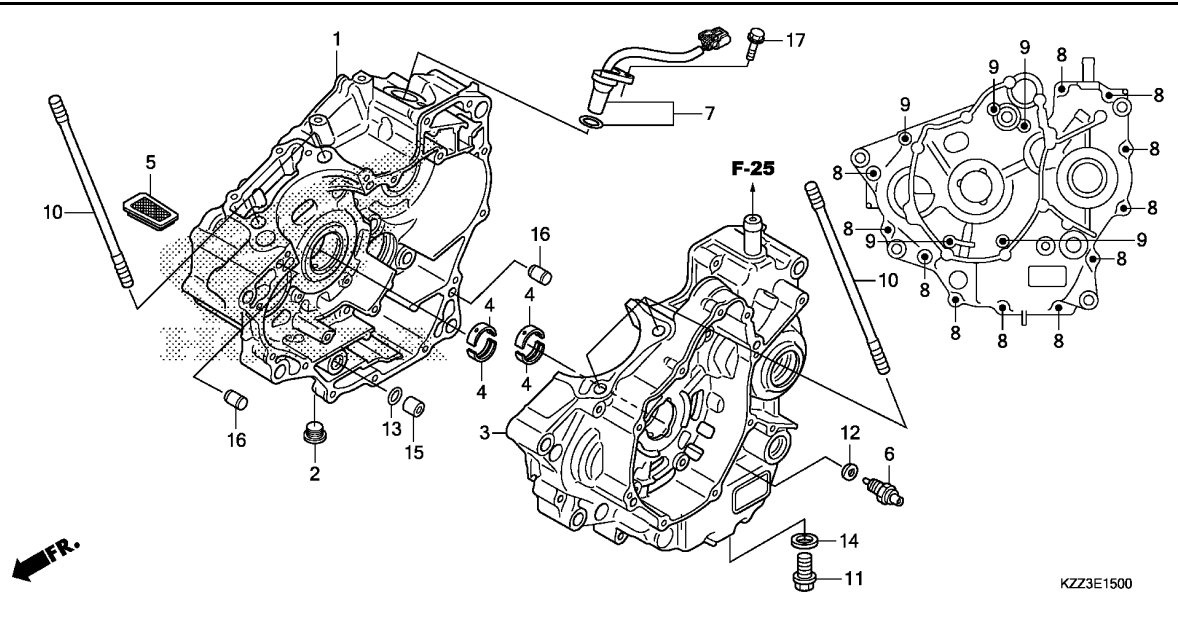
Ref. No.	L.O.N.	(Relative ref. Number) Description	F.R.T.
1		(2) PUMP ASSY., OIL .....	1.0
3		(6) SPROCKET, OIL PUMP DRIVE .....	0.8
4		(6) VALVE, RELIEF .....	1.0

Ref. No.	Part No.	Description	Reqd. QTY	Serial No.	Parts catalogue code
			CRF 250L D		
1	15100-KYJ-900	PUMP ASSY., OIL .....	1		
2	15119-KYJ-901	GASKET, OIL PUMP .....	1		
3	15130-KYJ-900	GEAR COMP., OIL PUMP(32T) ...	1		
4	15220-KYJ-900	VALVE ASSY., RELIEF .....	1		
5	90702-KFM-900	DOWEL PIN, 8X12 .....	2		
6	91301-KYJ-901	O-RING, 11.8X1.9 .....	3		
7	94301-12160	PIN A, DOWEL, 12X16 .....	1		
8	95701-06045-00	BOLT, FLANGE, 6X45 .....	3		

E-15

CRANKCASE

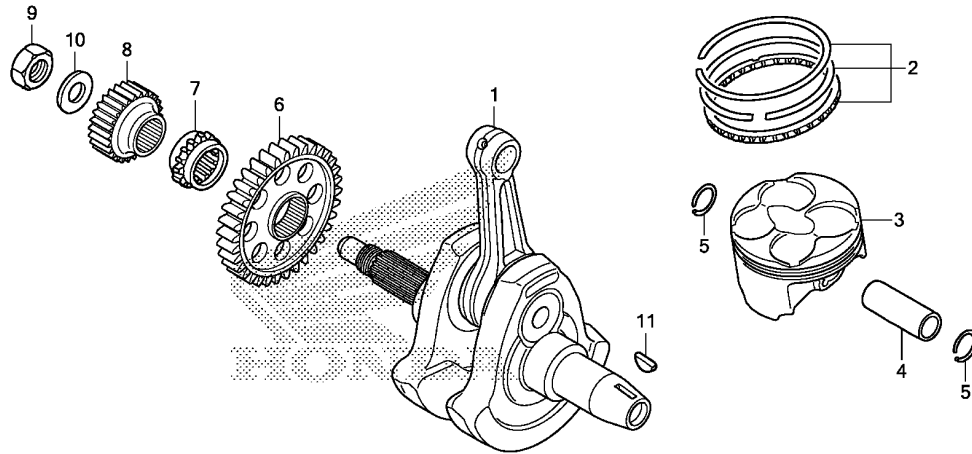
E 1



Ref. No.	L.O.N.	(Relative ref. Number) Description	F.R.T.
1	110120	(13) CRANKCASE :RIGHT ..... .INCLUDES: Engine removal and installation	5.6
3	110115	(13) CRANKCASE :LEFT ..... .INCLUDES: Engine removal and installation	5.6
	1101A2	CRANKCASE :BOTH ..... .INCLUDES: Engine removal and installation	6.2
4	1101B6	BEARING, CRANKSHAFT :LEFT .... .INCLUDES: Engine removal and installation	5.1
	1101B7	BEARING, CRANKSHAFT :RIGHT ... .INCLUDES: Engine removal and installation	5.1
	1101G0	BEARING, CRANKSHAFT :BOTH .... .INCLUDES: Engine removal and installation	5.3
5	1131B5	SCREEN, OIL FILTER .....	0.8
6	6151B8	SWITCH, NEUTRAL .....	0.2
7	617198	SENSOR, SPEEDOMETER .....	0.3

Ref. No.	Part No.	Description	Reqd. QTY	Serial No.	Parts catalogue code
			CRF 250L D		
1	11100-KZZ-900	CRANKCASE COMP., R. ....	1		
2	11107-KYJ-900	BOLT, SEALING, 16MM .....	1		
3	11200-KZZ-900	CRANKCASE COMP., L. ....	1		
4	13312-KYJ-901	BEARING A, CRANKSHAFT (BLUE) -	4		
	13313-KYJ-901	BEARING B, CRANKSHAFT (BLACK)	4		
	13314-KYJ-901	BEARING C, CRANKSHAFT (BROWN)	4		
	13315-KYJ-305	BEARING D, CRANKSHAFT (RED)	(4)		
	13316-KYJ-305	BEARING E, CRANKSHAFT (GREEN)	(4)		
	13317-KYJ-305	BEARING F, CRANKSHAFT (YELLOW)	(4)		
	13318-KYJ-305	BEARING G, CRANKSHAFT (PINK)	(4)		
5	15421-KYJ-900	SCREEN, OIL FILTER .....	1		
6	35600-HA0-003	SWITCH ASSY., NEUTRAL (TOYO) -	1		
7	37700-KZZ-901	SENSOR ASSY., SPEED .....	1		
8	90014-KYJ-900	BOLT, FLANGE, 6X40(NSHF) ....	11		
9	90016-KYJ-900	BOLT, FLANGE, 6X70(NSHF) ....	5		
10	90032-KYJ-900	BOLT, STUD, 10X178 .....	4		
11	90061-KYJ-900	BOLT, DRAIN PLUG, 12MM .....	1		
12	90443-KR0-000	WASHER, NEUTRAL SWITCH .....	1		
13	91301-KYJ-901	O-RING, 11.8X1.9 .....	1		
14	94109-12000	WASHER, DRAIN PLUG, 12MM ....	1		
15	94301-12160	PIN A, DOWEL, 12X16 .....	1		
16	94302-08140	PIN B, DOWEL, 8X14 .....	2		
17	95701-06018-00	BOLT, FLANGE, 6X18 .....	1		

2



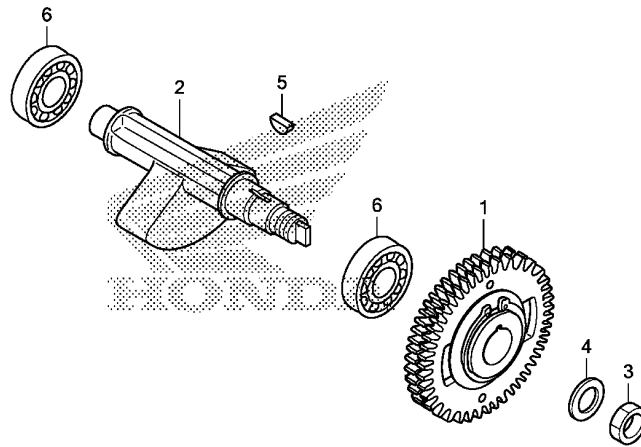
Ref. No.	L.O.N.	(Relative ref. Number) Description	F.R.T.
1	1101B5	CRANKSHAFT ..... .INCLUDES: Engine removal and installation (2,4,5)	5.3
3	111103	PISTON RING AND/OR PISTON(ONE) ..... .INCLUDES: Engine removal and installation	3.5
6	110183	GEAR, BALANCER DRIVE ..... .INCLUDES: Engine removal and installation	3.7
7	1101C8	SPROCKET, TIMING ..... .INCLUDES: Engine removal and installation	3.7
8	211105	GEAR, PRIMARY DRIVE ..... .INCLUDES: Engine removal and installation	1.2

Ref. No.	Part No.	Description	Reqd. QTY	Serial No.	Parts catalogue code
			CRF 250L D		
1	13000-KYJ-902	CRANKSHAFT COMP. ....	1		
2	13010-KYJ-305	RING SET, PISTON(STD.) ....	1		
3	13101-KYJ-900	PISTON(STD.) ....	1		
4	13111-MEL-000	PIN, PISTON ....	1		
5	13112-KYJ-900	CLIP, PISTON PIN, 17MM ....	2		
6	13417-KYJ-900	GEAR, BALANCER DRIVE(34T) ...	1		
7	14311-KYJ-900	SPROCKET, TIMING(17T) ....	1		
8	23121-KYJ-900	GEAR, PRIMARY DRIVE(26T) ....	1		
9	90235-KYJ-900	NUT, LOCK, 16MM ....	1		
10	90434-KPS-900	WASHER, 16MM ....	1		
11	90742-KYJ-900	KEY, WOODRUFF, 25X18 ....	1		

**E-16-10**

**BALANCER SHAFT**

**E 3**



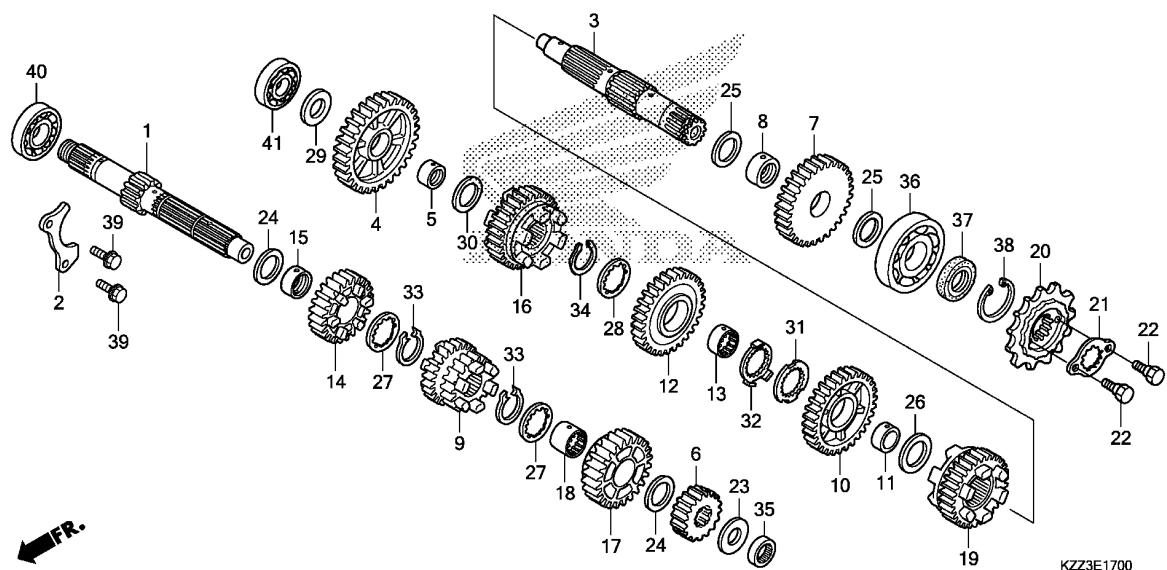
FR. →

Ref. No.	L.O.N.	(Relative ref. Number) Description	F.R.T.
1	1101L5	GEAR, BALANCER DRIVEN ..... .INCLUDES: Engine removal and installation	3.8
2	110185	SHAFT, BALANCER ..... .INCLUDES: Engine removal and installation	4.7
6	1101G3	BEARING, BALANCER SHAFT :LEFT .INCLUDES: Engine removal and installation	4.9
	1101G4	BEARING, BALANCER SHAFT :RIGHT .INCLUDES: Engine removal and installation	4.9
	1101G5	BEARING, BALANCER SHAFT :BOTH .INCLUDES: Engine removal and installation	5.1

KZZ3E1610

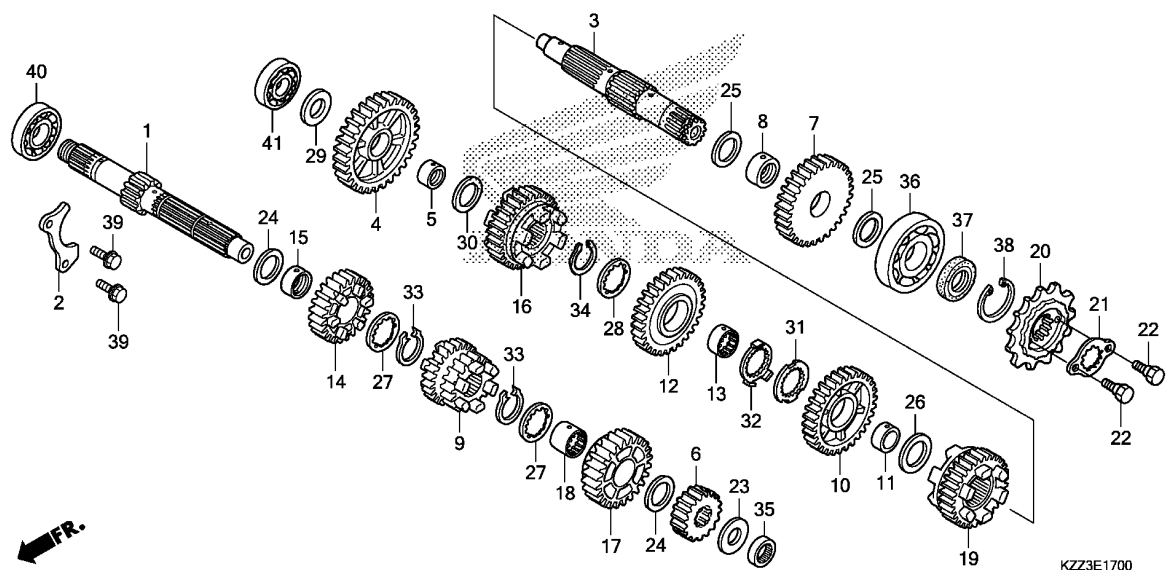
Ref. No.	Part No.	Description	Reqd. QTY	Serial No.	Parts catalogue code
			CRF 250L D		
1	13410-KYJ-901	GEAR ASSY., BALANCER DRIVEN (34T)	1		
2	13421-KYJ-900	SHAFT, BALANCER .....	1		
3	90204-KYJ-900	NUT, HEX., 14MM .....	1		
4	90433-MEY-670	WASHER, 14.2X24 .....	1		
5	90741-KFB-000	KEY, WOODRUFF, 4MM .....	1		
6	91008-KYJ-901	BEARING, RADIAL BALL, 6204 (SPECIAL)	2		

**2**



Ref. No.	L.O.N.	(Relative ref. Number) Description	F.R.T.
1		(6,9,14,17)	
210141		MAINSHAFT, TRANSMISSION ..... .INCLUDES: Engine removal and installation	4.9
210141A		.Replace countershaft add ....	0.2
3		(4,7,10,12,16,19)	
210142		COUNTERSHAFT, TRANSMISSION ... .INCLUDES: Engine removal and installation	4.9
210142A		.Replace mainshaft add .....	0.2
20	213135	SPROCKET, DRIVE .....	0.3
35	2101C2	BEARING, MAINSHAFT :LEFT ..... .INCLUDES: Engine removal and installation	4.9
36	2101C7	BEARING, COUNTERSHAFT :LEFT .. .INCLUDES: Engine removal and installation	4.9
40	2101C5	BEARING, MAINSHAFT :RIGHT .... .INCLUDES: Engine removal and installation	4.9
	2101C6	BEARING, MAINSHAFT :BOTH ..... .INCLUDES: Engine removal and installation	5.1
+41	2101C8	BEARING, COUNTERSHAFT :RIGHT -	4.9

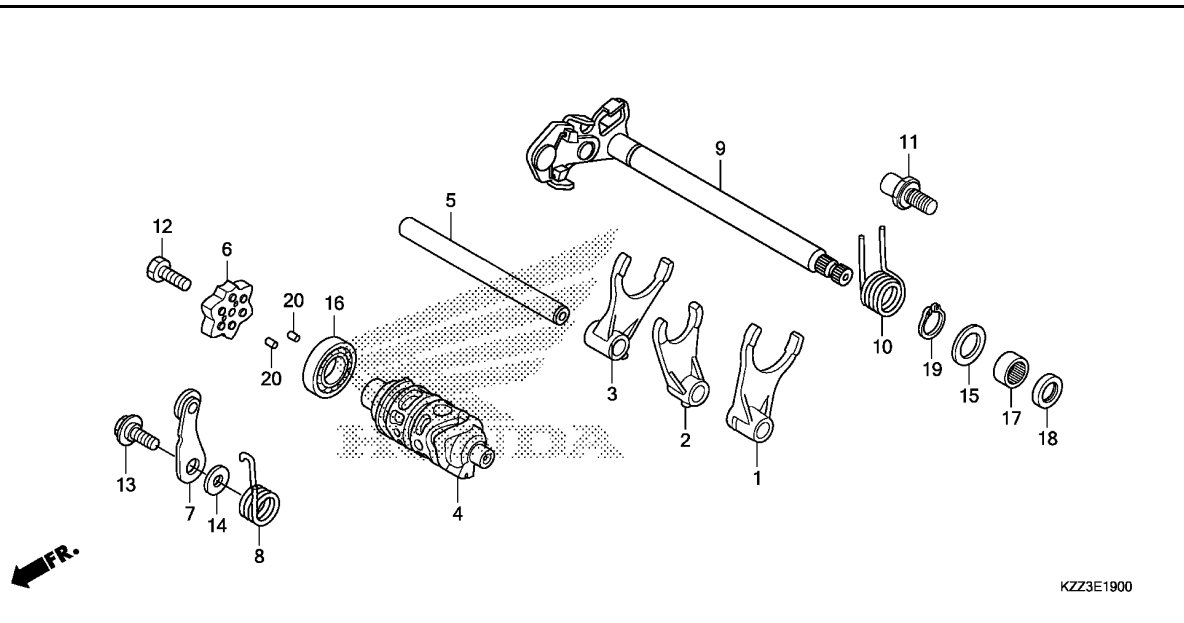
Ref. No.	Part No.	Description	Reqd. QTY	CRF 250L D	Serial No.	Parts catalogue code
1	23211-KZZ-900	MAINSHAFT(12T) .....	1			
2	23212-KYJ-900	PLATE, BEARING SETTING .....	1			
3	23221-KZZ-900	COUNTERSHAFT .....	1			
4	23411-KZZ-900	GEAR, COUNTERSHAFT LOW(40T) -	1			
5	23412-KYJ-900	COLLAR, 20X23X10.5 .....	1			
6	23421-KZZ-900	GEAR, MAINSHAFT SECOND(17T) -	1			
7	23431-KZZ-900	GEAR, COUNTERSHAFT SECOND(36T)	1			
8	23432-KYJ-900	COLLAR, 22X25X11 .....	1			
9	23441-KZZ-900	GEAR, MAINSHAFT THIRD & FOURTH (21T/23T)	1			
10	23451-KZZ-900	GEAR, COUNTERSHAFT THIRD(33T)	1			
11	23452-KYJ-900	COLLAR, 25X28X10 .....	1			
12	23471-KZZ-900	GEAR, COUNTERSHAFT FOURTH(30T)	1			
13	23472-KYJ-900	COLLAR, SPLINE, 25X10 .....	1			
14	23481-KZZ-900	GEAR, MAINSHAFT FIFTH(26T) ..	1			
15	23482-KYJ-900	BUSH, 20X23X17.4 .....	1			
16	23491-KZZ-900	GEAR, COUNTERSHAFT FIFTH(29T)	1			
17	23501-KZZ-900	GEAR, MAINSHAFT SIXTH(27T) ..	1			
18	23502-KYJ-900	COLLAR, SPLINE, 23MM .....	1			
19	23511-KZZ-900	GEAR, COUNTERSHAFT SIXTH(26T)	1			
20	23801-KYJ-940	SPROCKET COMP., DRIVE(14T) ..	1			
21	23802-KYJ-900	PLATE, FIXING .....	1			
22	90084-041-000	BOLT, DRIVE SPROCKET FIXING -	2			
23	90405-KYJ-900	WASHER, 17X26X1.0 .....	1			
24	90406-KYJ-900	WASHER, 20X27X1.0 .....	2			



Ref. No.	L.O.N.	(Relative ref. Number) Description	F.R.T.
+41		.INCLUDES: Engine removal and installation	
2101C9		BEARING, COUNTERSHAFT :BOTH ..	5.1
		.INCLUDES: Engine removal and installation	
2101D4		BEARING, MAINSHAFT AND COUNTERSHAFT :ALL .....	5.3
		.INCLUDES: Engine removal and installation	

Ref. No.	Part No.	Description	Reqd. QTY	Serial No.	Parts catalogue code
			CRF 250L D		
25	90407-KYJ-900	WASHER, 22X29X1.0 .....	2		
26	90408-KYJ-900	WASHER, 25X32X1.0 .....	1		
27	90451-KYJ-900	WASHER, SPLINE, 20X26X1.6 ...	2		
28	90452-KYJ-900	WASHER, SPLINE, 25X31X1.0 ...	1		
29	90453-KYJ-900	WASHER, 17X28X1.0 .....	1		
30	90454-KPS-900	WASHER B, THRUST, 20MM .....	1		
31	90454-KYJ-900	WASHER, SPLINE, 25X42X1.6 ...	1		
32	90455-KYJ-900	WASHER, LOCK, 25MM .....	1		
33	90601-KYJ-900	CIRCLIP, EXTERNAL, 20MM .....	2		
34	90602-KYJ-900	CIRCLIP, EXTERNAL, 25MM .....	1		
35	91003-KYJ-901	BEARING, NEEDLE, 17X27X13 ...	1		
36	91005-KYJ-901	BEARING, RADIAL BALL (63/22) ..	1		
37	91207-KYJ-901	OIL SEAL, 22X36X5 .....	1		
38	94520-37000	CIRCLIP, INTERNAL, 37MM .....	1		
39	95701-06014-00	BOLT, FLANGE, 6X14 .....	2		
40	96100-63040-00	BEARING, RADIAL BALL, 6304 ..	1		
41	96140-62030-00	BEARING, RADIAL BALL, 6203U ..	1		





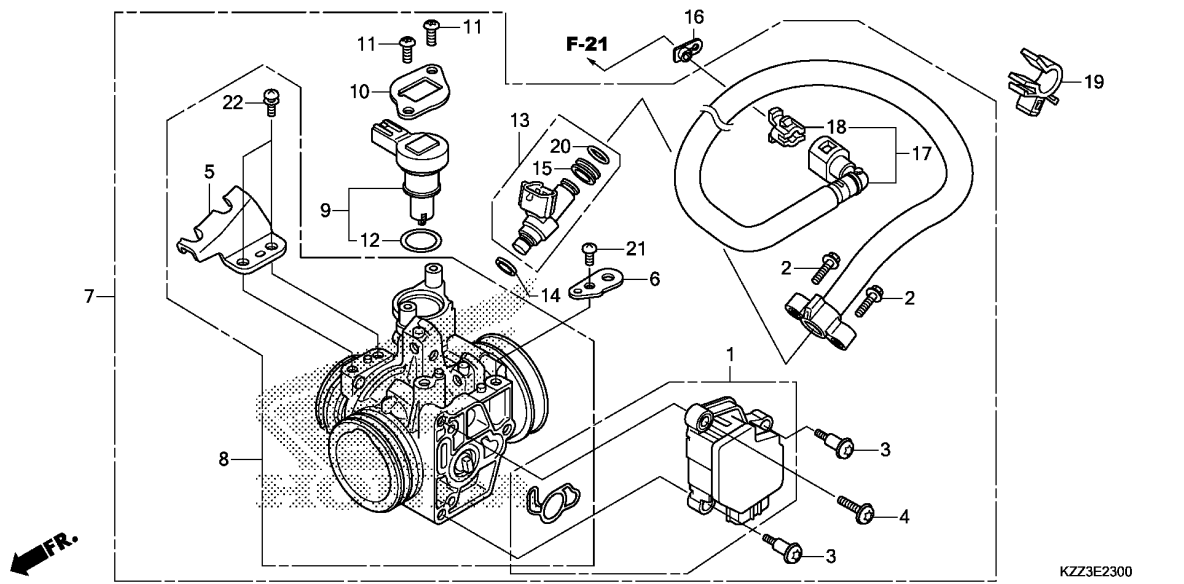
Ref. No.	L.O.N.	(Relative ref. Number) Description	F.R.T.
1		(2,3)	
210112		FORK, GEARSHIFT ..... .INCLUDES: Engine removal and installation .NOTE: Same time for two units or more	4.9
4	2101A9	DRUM, GEARSHIFT ..... .INCLUDES: Engine removal and installation	4.9
6	2101D6	PLATE, GEARSHIFT DRUM STOPPER (8)	1.3
7	210125	STOPPER OR SPRING, SHIFT DRUM (10)	1.3
9	210122	SPINDLE, GEARSHIFT .....	1.3
18	1101F9	OIL SEAL, GEARSHIFT SPINDLE ..	1.3

Ref. No.	Part No.	Description	Reqd. QTY	Serial No.	Parts catalogue code
			CRF 250L D		
1	24211-KZZ-900	FORK, L. GEARSHIFT .....	1		
2	24212-KZZ-900	FORK, CENTER GEARSHIFT .....	1		
3	24213-KZZ-900	FORK, R. GEARSHIFT .....	1		
4	24301-KYJ-900	DRUM, GEARSHIFT .....	1		
5	24321-KYJ-900	SHAFT, GEARSHIFT FORK .....	1		
6	24410-KYJ-900	PLATE COMP., GEARSHIFT DRUM STOPPER	1		
7	24430-KGH-901	STOPPER COMP., GEARSHIFT DRUM	1		
8	24435-KYJ-900	SPRING, DRUM STOPPER .....	1		
9	24610-KYJ-900	SPINDLE COMP., GEARSHIFT .....	1		
10	24651-KRM-840	SPRING, GEARSHIFT RETURN .....	1		
11	24652-KRM-840	PIN, SHIFT RETURN SPRING .....	1		
12	90003-KVS-900	BOLT, HEX., 6X20 .....	1		
13	90022-MG8-000	PIVOT, SHIFT DRUM STOPPER ARM	1		
14	90435-HB3-000	WASHER, 6.1MM .....	1		
15	90457-KRM-840	WASHER, 14MM .....	1		
16	91015-MCA-003	BEARING, RADIAL BALL, 6905 ..	1		
17	91101-121-691	BEARING, NEEDLE, 14MM(TOYO) ..	1		
18	91203-KSP-911	OIL SEAL, 14X22X5 .....	1		
19	94510-14000	CIRCLIP, EXTERNAL, 14MM .....	1		
20	96220-30085	ROLLER, 3X8.5 .....	2		

E-23

THROTTLE BODY

E 7



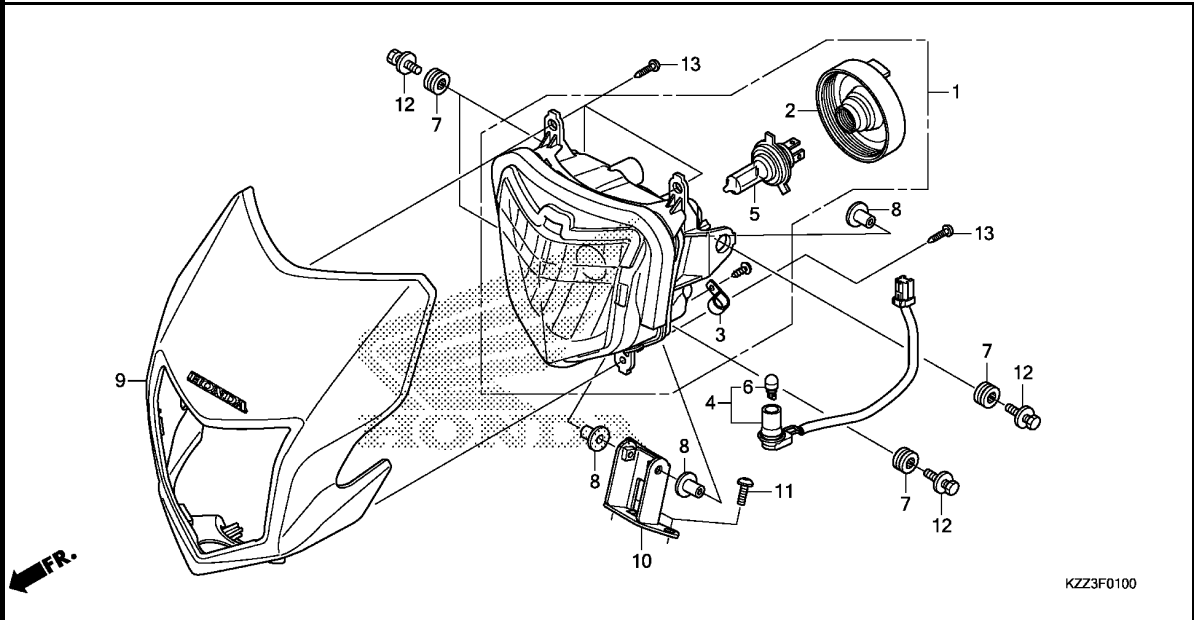
Ref. No.	L.O.N.	(Relative ref. Number) Description	F.R.T.
1	617115	SENSOR, THROTTLE .....	0.8
7	311132	BODY ASSY., THROTTLE .....	0.7
8	311130	BODY, THROTTLE .....	0.8
9		(12)	
	3111N5	VALVE, IDLE AIR CONTROL .....	0.5
13		(14,20)	
	311145	INJECTOR, FUEL .....	0.6
17	310162	HOSE, FUEL FEED .....	0.5

Ref. No.	Part No.	Description	Reqd. QTY	Serial No.	Parts catalogue code
			CRF 250L D		
1	16060-KYJ-901	SENSOR SET .....	1		
2	16080-KPH-701	BOLT, FLANGE, 5X20 .....	2		
3	16081-KYJ-901	SCREW, TORX, 5X8.7 .....	2		
4	16082-KYJ-901	SCREW, TORX, 5X17 .....	1		
5	16169-MFR-671	STAY, WIRE .....	1		
6	16196-HP6-A01	STAY, HARNESS CLAMPER .....	1		
7	16400-KZZ-901	BODY ASSY., THROTTLE(GQ32A A)	1		
8	16410-KZZ-901	BODY SET .....	1		
9	16430-KYJ-901	VALVE SET, IDLE AIR CONTROL	1		
10	16432-MFE-641	PLATE, IDLE AIR CONTROL VALVE	1		
11	16433-HN8-A61	SCREW, TORX .....	2		
12	16435-HN8-A61	O-RING, 17.8X1.9 .....	1		
13	16450-MFE-641	INJECTOR ASSY., FUEL .....	1		
14	16472-MCW-000	SEAL RING, INJECTOR .....	1		
15	16473-P7A-004	CUSHION RING, INJECTOR .....	1		
16	16719-MEW-920	DAMPER, CONNECTOR .....	1		
17	17526-KZZ-901	HOSE COMP., FUEL FEED .....	1		
18	17711-MGE-003	RETAINER .....	1		
19	90611-KZZ-901	CLAMP, HOSE (BLACK) .....	1		
20	91301-P7A-004	O-RING, 7.8X1.9 .....	1		
21	93500-05010-1H	SCREW, PAN, 5X10 .....	1		
22	93892-05012-18	SCREW-WASHER, 5X12 .....	2		

2

F-1

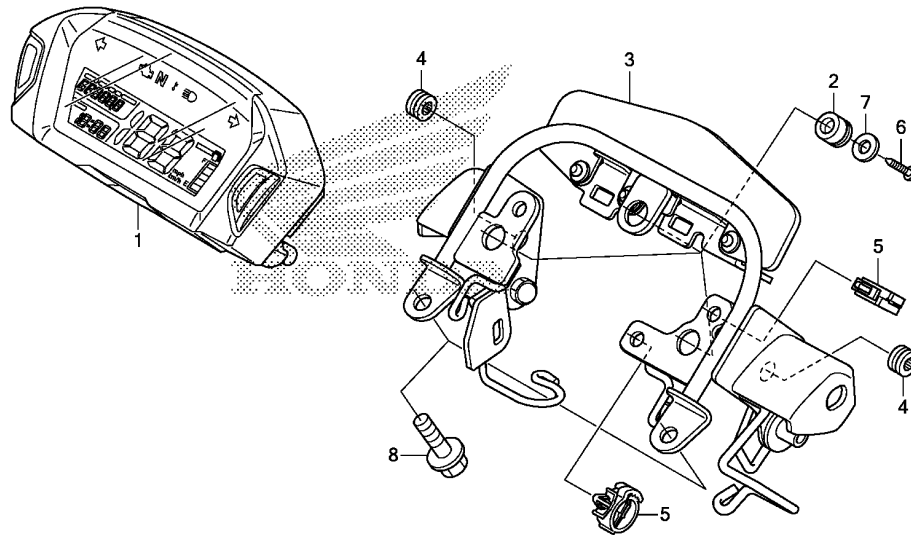
HEADLIGHT



Ref. No.	L.O.N.	(Relative ref. Number) Description	F.R.T.
1	6161A7	HEADLIGHT UNIT .....	0.3
5		(2)	
5	616118	BULB, HEADLIGHT .....	0.1
9	4111L3	COWL, FRONT CENTER .....	0.2



Ref. No.	Part No.	Description	Reqd. QTY	Serial No.	Parts catalogue code
			CRF 250L D		
1	33110-KZZ-931	HEADLIGHT UNIT COMP. (12V 60/55W)	1		
2	33112-KWR-003	COVER, RUBBER .....	1		
3	33116-KPP-T01	CLAMP, CORD .....	1		
4	33150-KZZ-931	SOCKET COMP., POSITION LIGHT	1		
5	34901-KWR-003	BULB, HEADLIGHT(H4) (12V 60/55W)(KOITO)	1		
6	34908-SB6-003	BULB(12V 5W)(KOITO) .....	1		
7	61103-357-000	RUBBER, FR. FENDER MOUNTING	4		
8	61104-KZZ-900	COLLAR .....	3		
9	61140-KZZ-900ZD	VISOR SET, FR.(WL) *TYPE1*	1		
10	61330-KZZ-900	STAY, HEADLIGHT LOWER .....	1		
11	90006-KTW-900	BOLT, SPECIAL, 6X18 .....	2		
12	90104-KZZ-900	BOLT, WASHER, 6X22 .....	4		
13	93913-25480	SCREW, TAPPING, 5X16(PO) ....	4		

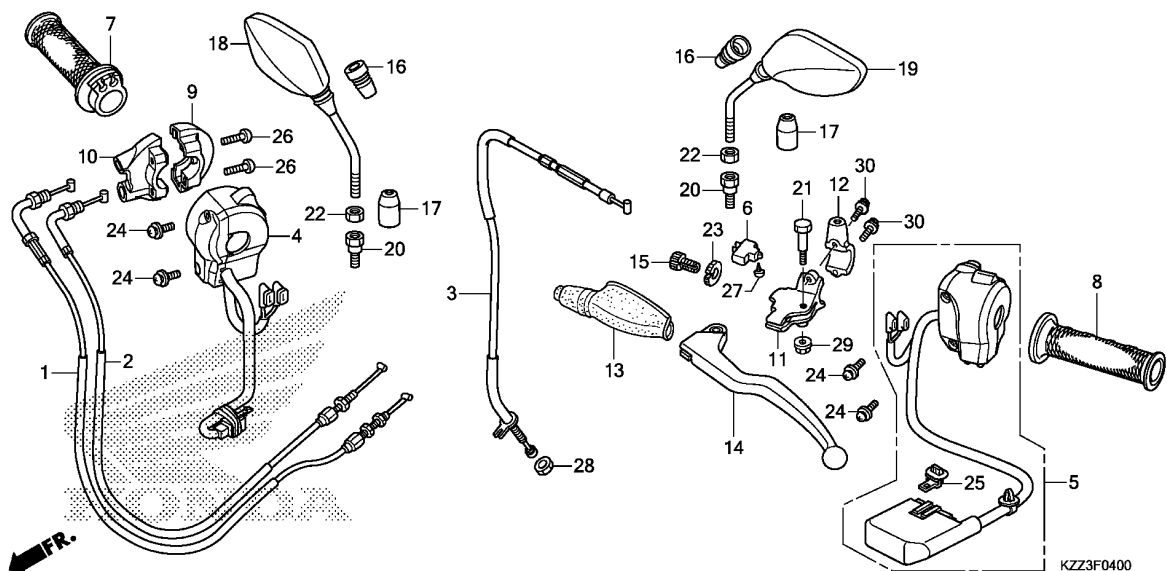


KZZ3F0200

Ref. No.	L.O.N.	(Relative ref. Number) Description	F.R.T.
1	8121A2	METER, COMBINATION .....	0.3
3	8121A4	BRACKET, METER .....	0.5

Ref. No.	Part No.	Description	Reqd. QTY		Serial No.	Parts catalogue code
			CRF	250L		
1	37100-KZZ-871	METER ASSY., COMBINATION (MPH/KPH)	1		----- E	
	37100-KZZ-901	METER ASSY., COMBINATION(KPH)	1		----- ED,F,PH,U	
2	37215-KZZ-900	RUBBER, METER SETTING .....	3			
3	61315-KZZ-900	STAY COMP., METER .....	1			
4	61328-MJ6-000	RUBBER, HEADLIGHT MOUNTING ..	2			
5	90652-KZZ-901	CLIP .....	2			
6	93913-25380	SCREW, TAPPING, 5X14(P0) ....	3			
7	94103-05700	WASHER, PLAIN, 5MM .....	3			
8	95701-08020-00	BOLT, FLANGE, 8X20 .....	2			



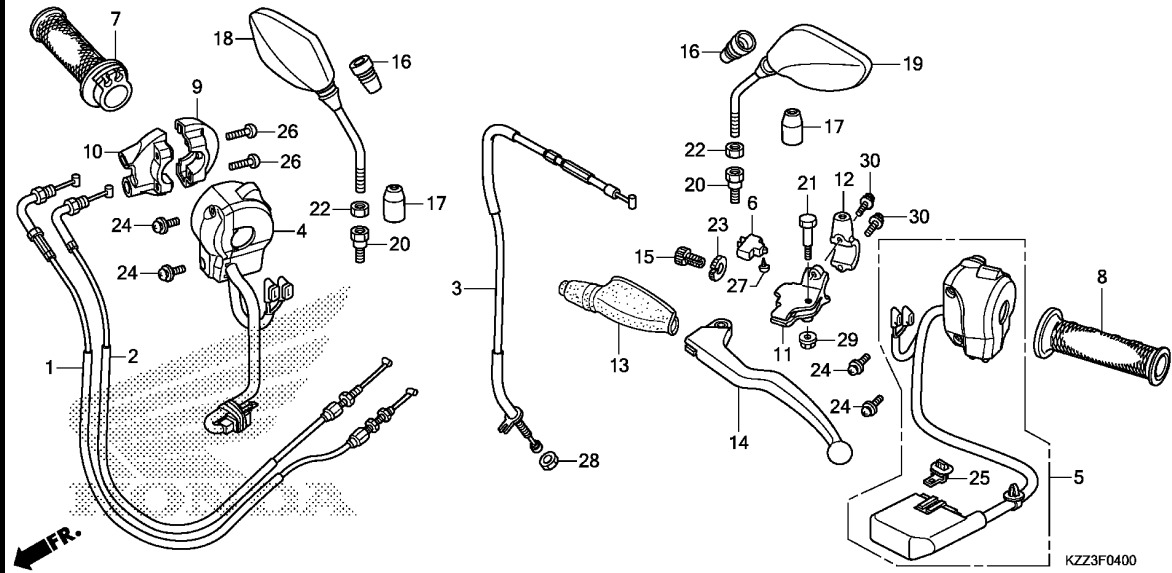


Ref. No.	L.O.N.	(Relative ref. Number) Description	F.R.T.
1		(2)	
1	811100	CABLE, THROTTLE .....	0.4
		.NOTE: Same time for two units	
3	811115	CABLE, CLUTCH .....	0.3
4	6151D8	SWITCH, ENGINE STOP .....	0.4
5	615118	SWITCH, WINKER .....	0.4
6	6151A9	SWITCH, CLUTCH .....	0.1
7	810150	GRIP, THROTTLE .....	0.3
8	8101C0	GRIP, HANDLE :LEFT .....	0.1
10	810155	HOUSING, THROTTLE .....	0.4
11	8101C8	BRACKET, HANDLE LEVER :LEFT ..	0.2
14	8101C6	LEVER, HANDLE :LEFT .....	0.1
	8101F5	LEVER, HANDLE :BOTH .....	0.2

Ref. No.	Part No.	Description	Reqd. QTY	Serial No.	Parts catalogue code
			CRF 250L D		
1	17910-KZZ-900	CABLE COMP. A, THROTTLE .....	1		
2	17920-KZZ-900	CABLE COMP. B, THROTTLE .....	1		
3	22870-KZZ-900	CABLE COMP., CLUTCH .....	1		
4	35130-KZZ-901	SWITCH ASSY., ENGINE STOP ...	1		
5	35200-KZZ-931	SWITCH ASSY., WINKER .....	1		
6	35330-MK5-003	SWITCH ASSY., CLUTCH .....	1		
7	53140-KZZ-900	GRIP COMP., THROTTLE .....	1		
8	53150-KZZ-900	GRIP, L. HANDLE .....	1		
9	53167-MGS-D30	HOUSING, UPPER THROTTLE .....	1		
10	53168-MGS-D30	HOUSING, UNDER THROTTLE .....	1		
11	53172-KZZ-900	BRACKET, L. HANDLE LEVER ....	1		
12	53174-KZZ-900	HOLDER, L. LEVER BRACKET ....	1		
13	53177-KZZ-900	COVER, L. HANDLE LEVER .....	1		
14	53178-KZZ-900	LEVER, L. HANDLE .....	1		
15	53192-268-000	BOLT, WIRE ADJUSTING .....	1		
16	88114-KWN-900	BOOT, MIRROR .....	2		
17	88115-KWN-900	CAP, LOCK NUT .....	2		
18	88210-KWN-900	MIRROR COMP., R. .....	1		
19	88220-KWN-900	MIRROR COMP., L. .....	1		
20	90103-KZR-701	BOLT B, ADAPTER, 10MM .....	2		
21	90113-HA0-770	BOLT, HANDLE LEVER PIVOT ....	1		
22	90302-KZR-701	NUT, HEX., 10MM (LEFT HAND THREAD)	2		
23	90321-315-670	NUT, FIXING .....	1		
24	90508-KZZ-900	SCREW-WASHER, 5X16 .....	4		

F-4

HANDLE LEVER/SWITCH/CABLE/MIRROR



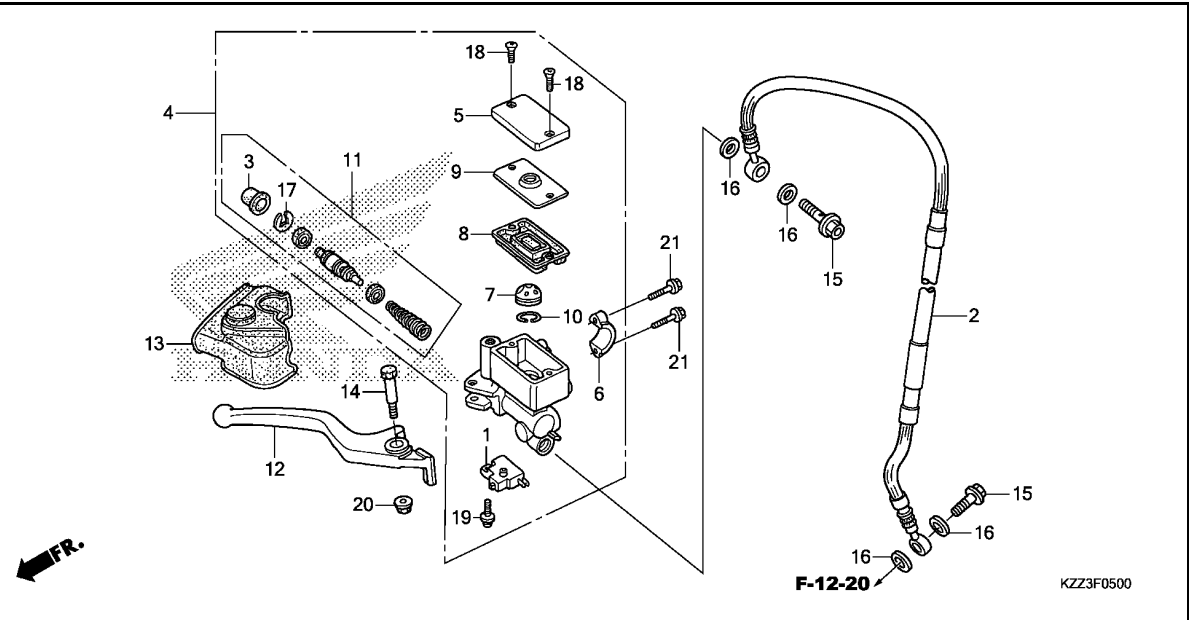
Ref. No.	Part No.	Description	Reqd. QTY		Serial No.	Parts catalogue code
			CRF	250L D		

25	91533-S04-003	CLIP, COUPLER(NATURAL)	1			
26	93500-05022-0G	SCREW, PAN, 5X22	2			
27	93901-32320	SCREW, TAPPING, 3X12	1			
28	94002-08000-0S	NUT, HEX., 8MM	1			
29	94050-06070	NUT, FLANGE, 6MM	1			
30	96001-06020-07	BOLT, FLANGE, 6X20	2			



**F-5**

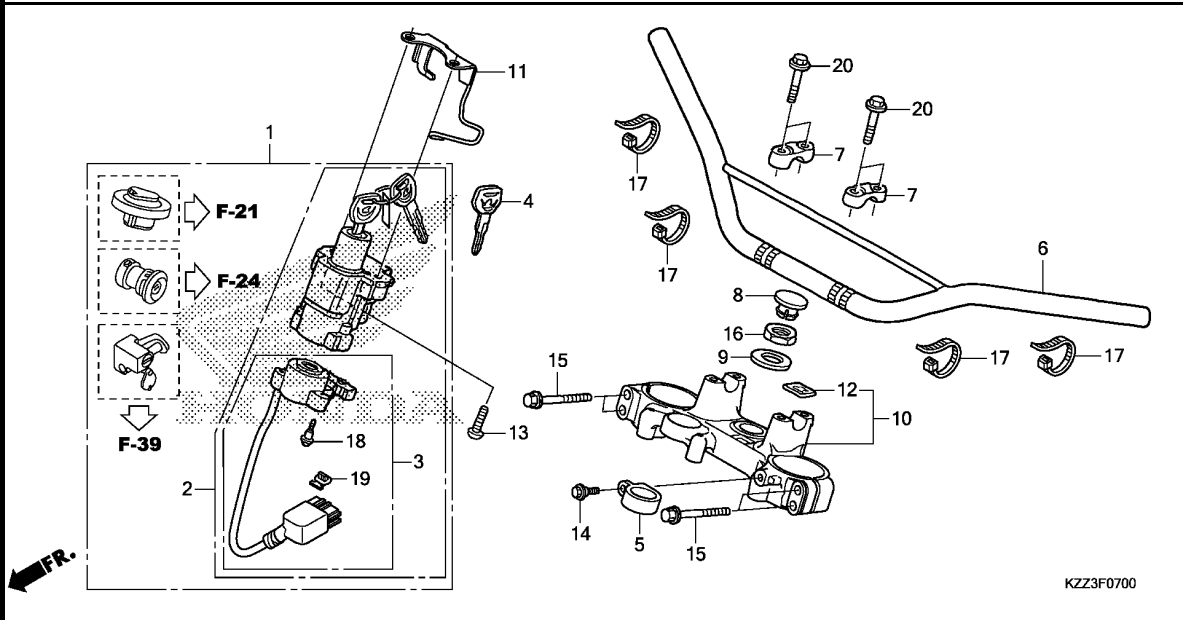
**FRONT BRAKE MASTER CYLINDER**



Ref. No.	L.O.N.	(Relative ref. Number) Description	F.R.T.
1	6151B2	SWITCH, FRONT STOP .....	0.1
2	7121A0	HOSE, FRONT BRAKE .....	0.4
		.INCLUDES: Bleed brakes	
4	712105	CYLINDER, FRONT BRAKE MASTER .	0.4
		.INCLUDES: Bleed brakes	
8	7121G6	DIAPHRAGM, FRONT BRAKE MASTER	
		CYLINDER .....	0.1
11	7121G9	PISTON SET, FRONT BRAKE MASTER	0.4
		.INCLUDES: Bleed brakes	
12	8101C7	LEVER, HANDLE :RIGHT .....	0.1
	8101F5	LEVER, HANDLE :BOTH .....	0.2



Ref. No.	Part No.	Description	Reqd. QTY	Serial No.	Parts catalogue code
			CRF 250L D		
1	35340-MGS-D31	SWITCH ASSY., FR. STOP .....	1		
2	45125-KZZ-901	HOSE COMP., FR. BRAKE .....	1		
3	45504-410-003	BOOT COMP. ....	1		
4	45510-KZZ-901	CYLINDER SUB ASSY., FR. BRAKE MASTER(NISSIN)	1		
5	45513-HA2-006	CAP, MASTER CYLINDER .....	1		
6	45517-166-006	HOLDER, MASTER CYLINDER .....	1		
7	45518-MEN-J01	SEPARATOR COMP. ....	1		
8	45520-MG7-006	DIAPHRAGM .....	1		
9	45521-HA2-006	PLATE, DIAPHRAGM .....	1		
10	45523-KA3-731	RING .....	1		
11	45530-471-831	CYLINDER SET, MASTER .....	1		
12	53175-KZZ-900	LEVER, R. STEERING HANDLE ...	1		
13	53176-KZZ-901	COVER, R. HANDLE LEVER .....	1		
14	90114-166-006	BOLT, HANDLE LEVER PIVOT ....	1		
15	90145-MS9-612	BOLT, OIL, 10X22 .....	2		
16	90545-300-000	WASHER, OIL BOLT .....	4		
17	90651-MA5-671	CIRCLIP .....	1		
18	93600-04012-1G	SCREW, FLAT, 4X12 .....	2		
19	93893-04012-17	SCREW-WASHER, 4X12 .....	1		
20	94050-06000	NUT, FLANGE, 6MM .....	1		
21	96001-06022-07	BOLT, FLANGE, 6X22 .....	2		



Ref. No.	L.O.N.	(Relative ref. Number) Description	F.R.T.
1	6151A1	KEY SET .....	1.4
2	615145	SWITCH, COMBINATION & LOCK ...	1.1
3	6151C2	BASE, CONTACT .....	0.9
6	810100	PIPE, STEERING HANDLE .....	0.4
10	510110	BRIDGE, FORK TOP .....	1.0

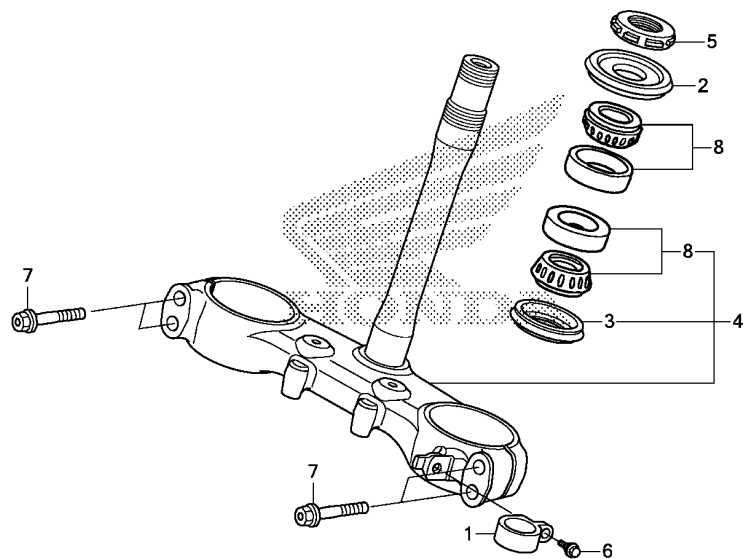
Ref. No.	Part No.	Description	Reqd. QTY	Serial No.	Parts catalogue code
			CRF 250L D		
1	35010-KZZ-900	KEY SET .....	1		
2	35100-KZZ-901	SWITCH ASSY., COMBINATION & LOCK	1		
3	35101-KZZ-901	BASE COMP., CONTACT .....	1		
4	35121-MAS-G01	KEY, BLANK(TYPE 1) .....	(1)		
5	45468-KZZ-900	GUIDE, FR. BRAKE HOSE .....	1		
6	53100-KZZ-900	PIPE, STEERING HANDLE .....	1		
7	53131-KZZ-900	HOLDER, UPPER .....	2		
8	53208-KCH-900	CAP, STEERING STEM .....	1		
9	53215-GF8-000	WASHER, DUST SEAL .....	1		
10	53300-KZZ-900	BRIDGE COMP., FORK TOP .....	1		
11	61325-KZZ-900	GUIDE, CLUTCH CABLE .....	1		
12	86150-KPG-901	EMBLEM, PRODUCT(MARUI) .....	1		
	86150-KPG-902	EMBLEM, PRODUCT(UEHARA) .....	1		
13	90107-MBG-000	BOLT, ONE-WAY, 8MM .....	2		
14	90113-KZZ-900	BOLT, FLANGE, 6MM .....	1		
15	90155-KZZ-900	BOLT, FLANGE, 8X45 .....	4		
16	90304-425-000	NUT, STEERING STEM .....	1		
17	90650-KW3-000	BAND, WIRE .....	4		
18	91059-KY2-711	SCREW, TAPPING, 3X16 .....	3		
19	91533-S04-003	CLIP, COUPLER(NATURAL) .....	1		
20	96300-08035-00	BOLT, FLANGE, 8X35 .....	4		



F-9

STEERING STEM

F 7



Ref. No.	L.O.N.	(Relative ref. Number) Description	F.R.T.
4	510100	STEM OR SHAFT ASSY., STEERING (2)	1.4
5	5101B2	THREAD, STEERING HEAD TOP .... (3)	1.2
8	5101B6	BEARING, HEAD PIPE :UPPER ....	1.4
	5101B7	BEARING, HEAD PIPE :LOWER ....	1.6
	5101C7	BEARING, HEAD PIPE :BOTH .....	1.6

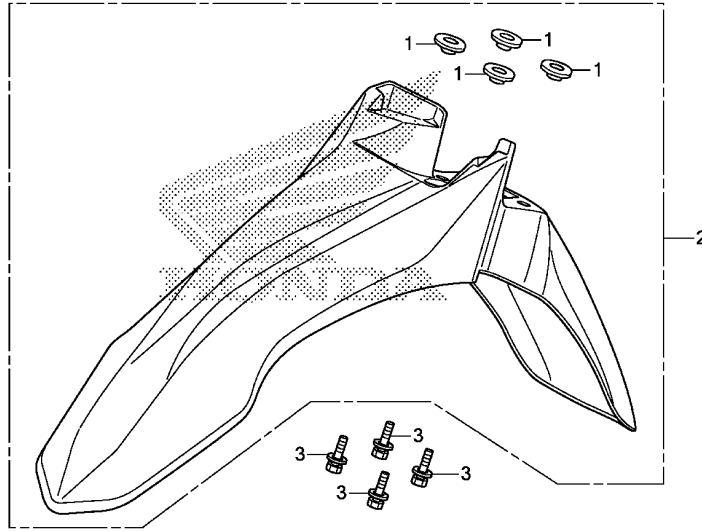
Ref. No.	Part No.	Description	Reqd. QTY	Serial No.	Parts catalogue code
			CRF 250L D		
1	45468-KZZ-900	GUIDE, FR. BRAKE HOSE .....	1		
2	53214-KZZ-901	DUST SEAL, STEERING UPPER ...	1		
3	53214-MCJ-751	DUST SEAL, STEERING HEAD(ARAI)	1		
4	53219-KZZ-900	STEM SUB ASSY., STEERING ....	1		
5	53229-MN1-650	THREAD, STEERING HEAD TOP ...	1		
6	90113-KZZ-900	BOLT, FLANGE, 6MM .....	1		
7	90155-KZZ-900	BOLT, FLANGE, 8X45 .....	4		
8	91015-425-831	BEARING, HEAD PIPE UPPER(NTN)	2		

3

**F-10**

**FRONT FENDER**

**F 8**



KZZ3F1000

Ref. No.	L.O.N.	(Relative ref. Number) Description	F.R.T.
2	4131B7	FENDER, FRONT .....	0.1

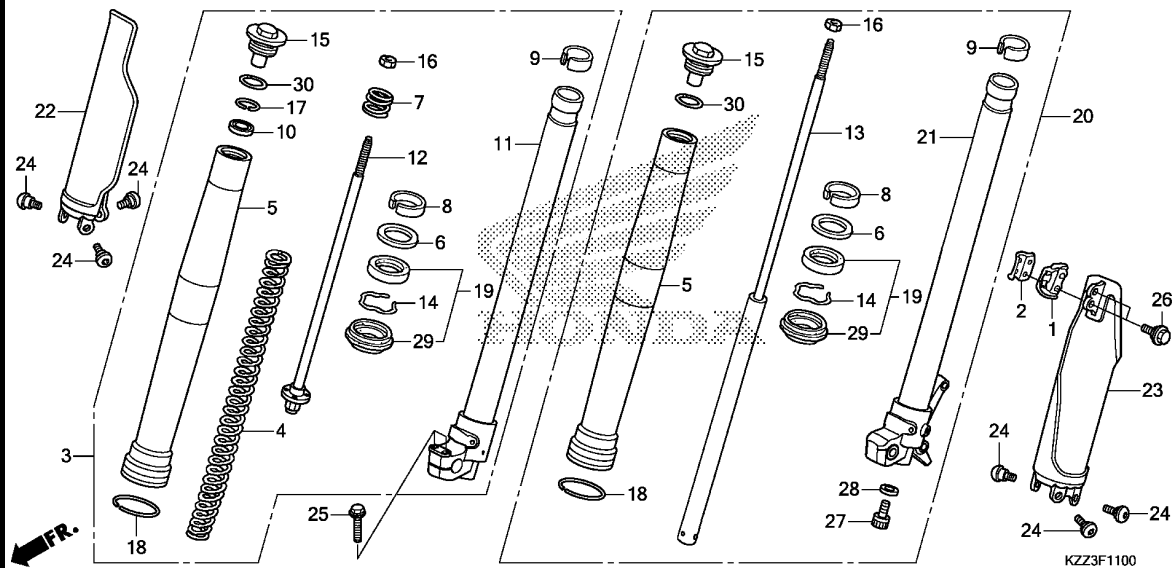
Ref. No.	Part No.	Description	Reqd. QTY	Serial No.	Parts catalogue code
			CRF 250L D		
1	61101-KZZ-900	COLLAR, FR. FENDER .....	4		
2	61200-KZZ-900ZB	FENDER SUB ASSY., FR. *R292R*.....EXTREME RED	1		
3	93404-06020-00	BOLT-WASHER, 6X20 .....	4		

**3**

# F-11

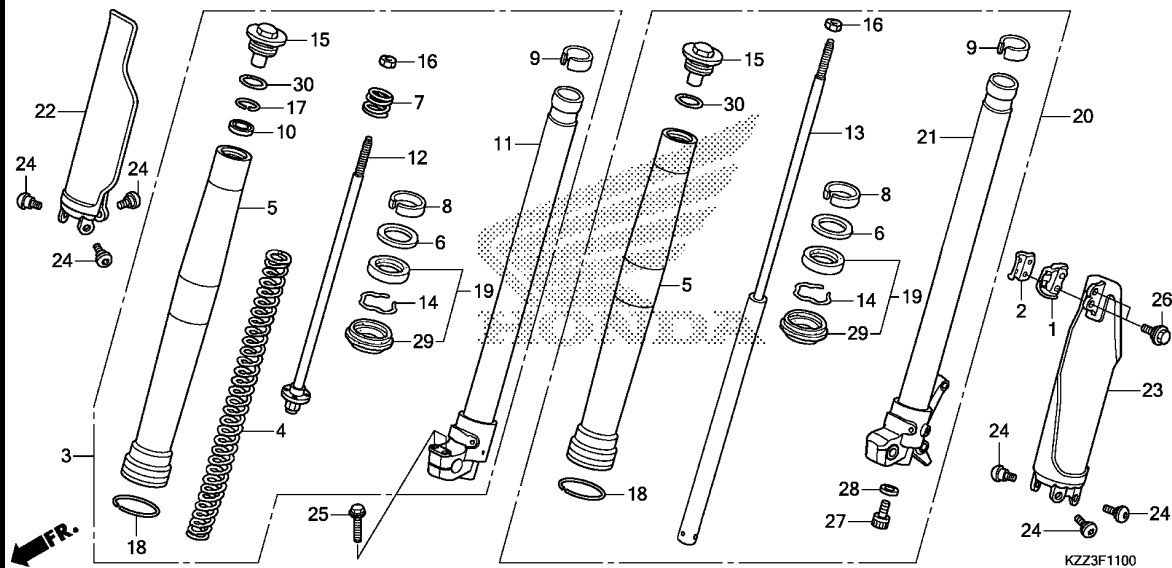
# FRONT FORK

# F 9



Ref. No.	L.O.N.	(Relative ref. Number) Description	F.R.T.
3	5111C3	FORK ASSY., FRONT :RIGHT (12)	0.4
4	5111C6	SPRING, FRONT FORK :RIGHT	0.5
5	5111C8	TUBE, OUTER :LEFT	0.6
	5111C9	TUBE, OUTER :RIGHT	0.6
	5111D0	TUBE, OUTER :BOTH	1.1
11	5111D5	PIPE, SLIDE :RIGHT	0.6
13	5111D8	DAMPER, FRONT FORK :LEFT (8,9)	0.5
19	5111E7	SEAL SET, FRONT FORK :LEFT	0.6
	5111E8	SEAL SET, FRONT FORK :RIGHT	0.6
	5111E9	SEAL SET, FRONT FORK :BOTH	1.1
20	5111C2	FORK ASSY., FRONT :LEFT	0.4
	5111C4	FORK ASSY., FRONT :BOTH	0.5
21	5111D4	PIPE, SLIDE :LEFT	0.6
	5111D6	PIPE, SLIDE :BOTH	1.1
22	5111F5	PROTECTOR, FRONT FORK :RIGHT	0.2
23	5111F4	PROTECTOR, FRONT FORK :LEFT	0.3
	5111H6	PROTECTOR, FRONT FORK :BOTH	0.3

Ref. No.	Part No.	Description	Reqd. QTY	Serial No.	Parts catalogue code
			CRF 250L D		
1	45461-KZZ-900	CLAMPER A, BRAKE HOSE	1		
2	45462-KZZ-900	CLAMPER B, BRAKE HOSE	1		
3	51400-KZZ-901	FORK ASSY., R. FR.(SHOWA)	1		
4	51401-KZZ-901	SPRING, FR. FORK	1		
5	51410-KZZ-901	TUBE, OUTER	2		
6	51412-KA4-711	RING, BACK UP	2		
7	51412-KZZ-901	SPRING, REBOUND	1		
8	51414-MFN-D01	BUSH, GUIDE	2		
9	51415-MGP-D01	BUSH, SLIDER	2		
10	51419-KZZ-901	SEAT, STOPPER	1		
11	51425-KZZ-901	PIPE COMP., R. SLIDE	1		
12	51426-KZZ-901	ROD COMP.	1		
13	51430-KZZ-901	DAMPER COMP., FR.	1		
14	51447-KA4-711	RING, OIL SEAL STOPPER(SHOWA)	2		
15	51450-KZZ-901	BOLT COMP., FR. FORK	2		
16	51451-MAJ-G41	NUT, HEX., 10MM	2		
17	51456-KZZ-901	RING, STOPPER	1		
18	51476-KZZ-901	RING, WEAR	2		
19	51490-MFL-003	SEAL SET, FR. FORK	2		
20	51500-KZZ-901	FORK ASSY., L. FR.(SHOWA)	1		
21	51525-KZZ-901	PIPE COMP., L. SLIDE	1		
22	51610-KZZ-900ZC	PROTECTOR, R. FR. FORK	1		
	*TYPE1*		1		
23	51620-KZZ-900ZC	PROTECTOR, L. FR. FORK	1		
	*TYPE1*		1		

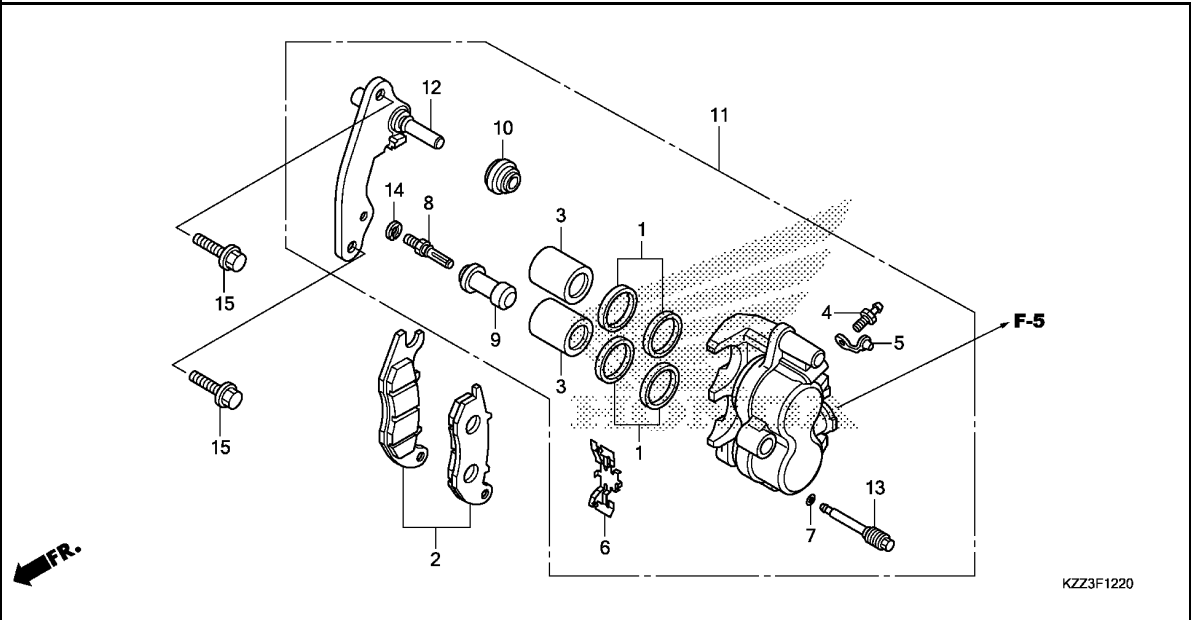


Ref. No.	Part No.	Description	Reqd. QTY		Serial No.	Parts catalogue code
			CRF	250L D		
24	90106-KZZ-900	BOLT, PROTECTOR(6MM)	6			
25	90108-KZZ-900	BOLT, FLANGE, 8X40	2			
26	90113-KZZ-900	BOLT, FLANGE, 6MM	2			
27	90116-KV3-701	BOLT, SOCKET, 8MM(SHOWA)	1			
28	90544-283-000	WASHER, SPECIAL, 8MM(SHOWA)	1			
29	91254-MEJ-003	SEAL, DUST	2			
30	91356-KZ3-003	O-RING, 44.7X2.4	2			

# F-12-20

# FRONT BRAKE CALIPER

**F11**



Ref. No.	L.O.N.	(Relative ref. Number) Description	F.R.T.
2	711115	SHOE(PAD) SET, BRAKE :FRONT ..	0.1
3		(1)	
	7111D1	PISTON, FRONT BRAKE CALIPER ..	0.5
		.INCLUDES: Bleed brakes	
		.NOTE: Same time for two units	
11	711130	CALIPER, FRONT BRAKE .....	0.4
		.INCLUDES: Bleed brakes	
12	7111G0	BRACKET, FRONT CALIPER .....	0.2

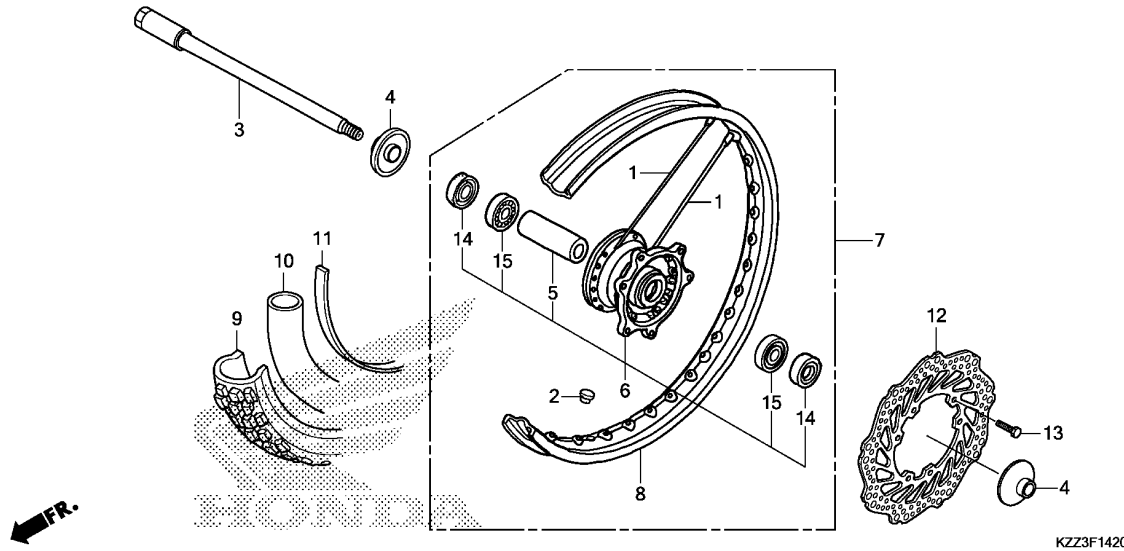
Ref. No.	Part No.	Description	Reqd. QTY	Serial No.	Parts catalogue code
			CRF 250L D		
1	06431-MA3-405	SEAL SET, PISTON .....	2		
2	06451-KZZ-901	PAD SET, FR. ....	1		
3	43107-MBG-006	PISTON, 27X27 .....	2		
4	43352-568-003	SCREW, BLEEDER(NISSIN) .....	1		
5	43353-461-771	CAP, BLEEDER .....	1		
6	45108-KPH-951	SPRING, PAD .....	1		
7	45111-MAJ-G41	RING, STOPPER .....	1		
8	45131-GZO-006	BOLT, PIN .....	1		
9	45132-166-016	BOOT, PIN BUSH(NISSIN) .....	1		
10	45133-MA3-006	BOOT B .....	1		
11	45150-KZZ-901	CALIPER SUB ASSY., L. FR. (NISSIN)	1		
12	45190-KZZ-901	BRACKET SUB ASSY., FR. CALIPER	1		
13	45215-KPH-951	PIN, HANGER .....	1		
14	45216-166-006	WASHER, WAVE .....	1		
15	90131-KZZ-900	BOLT, FLANGE, 8X32 .....	2		

**3**

# F-14-20

# FRONT WHEEL

**F12**



Ref. No.	L.O.N.	(Relative ref. Number) Description	F.R.T.
3		(14)	
710151		AXLE, FRONT WHEEL .....	0.3
6	710103	HUB, FRONT WHEEL .....	2.4
7	710104	FRONT WHEEL .....	0.9
8	710109	RIM, WHEEL :FRONT .....	2.3
9		(11)	
710139		FRONT TIRE(ONE) .....	0.8
10		(11)	
710140		TUBE, FRONT TIRE(ONE) .....	0.8
12	711120	DISC, FRONT BRAKE .....	0.4
15	710115	BEARING, FRONT WHEEL(ONE) .....	0.5
	710115G	.Replace 1 bearing add .....	0.1

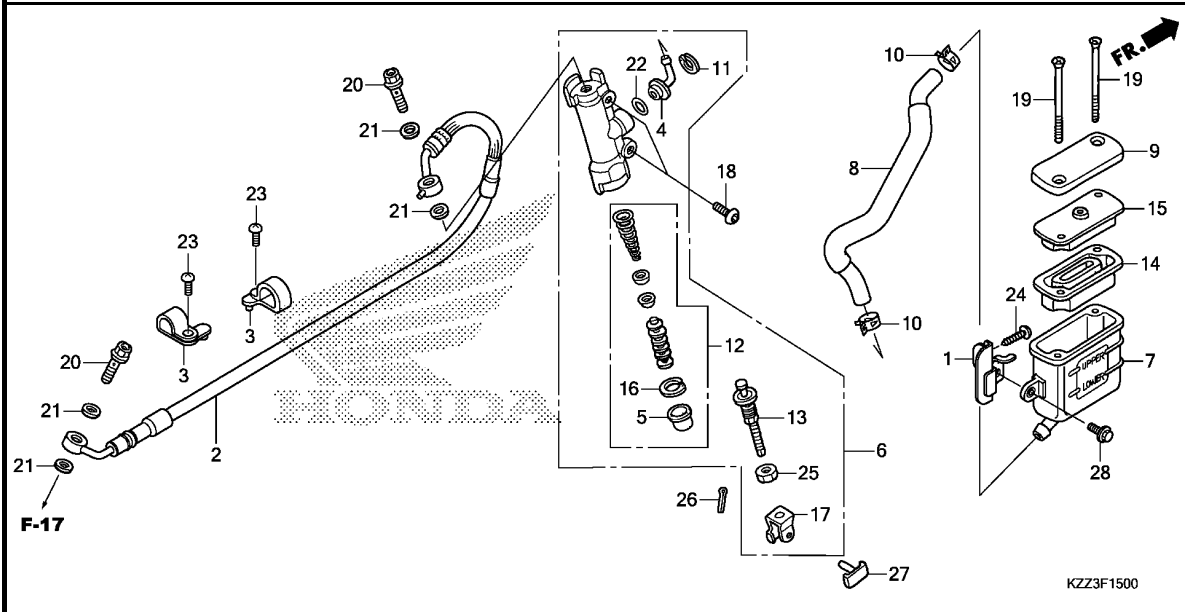
Ref. No.	Part No.	Description	Reqd. QTY		Serial No.	Parts catalogue code
			CRF	250L D		
1	06440-KZZ-900	SPOKE SET, FR. ....	36			
2	42717-329-000	CAP, RIM HOLE .....	1			
3	44301-KZZ-900	AXLE, FR. WHEEL .....	1			
4	44310-KZZ-900	COLLAR COMP., FR. WHEEL SIDE	2			
5	44620-KZZ-900	COLLAR, FR. AXLE DISTANCE ...	1			
6	44635-KZZ-900	HUB SUB ASSY., FR. ....	1			
7	44650-KZZ-900	WHEEL SUB ASSY., FR. ....	1			
8	44701-KZZ-901	RIM, FR. WHEEL(21X1.60) .....	1			
9	44711-KZZ-901	TIRE, FR.(IRC)(3.00-21 51P) -	1			
10	44712-KAE-005	TUBE, TIRE(IRC)(3.00-21) .....	1			
11	44713-KZZ-901	FLAP, TIRE(IRC) .....	1			
12	45351-KZZ-901	DISK, FR. BRAKE .....	1			
13	90105-KZZ-900	BOLT, DISK, 6X17 .....	6			
14	91251-KZZ-901	DUST SEAL, .....	2			
15	96140-62020-10	BEARING, RADIAL BALL, 6202U -	2			

**3**

# F-15

# REAR BRAKE MASTER CYLINDER

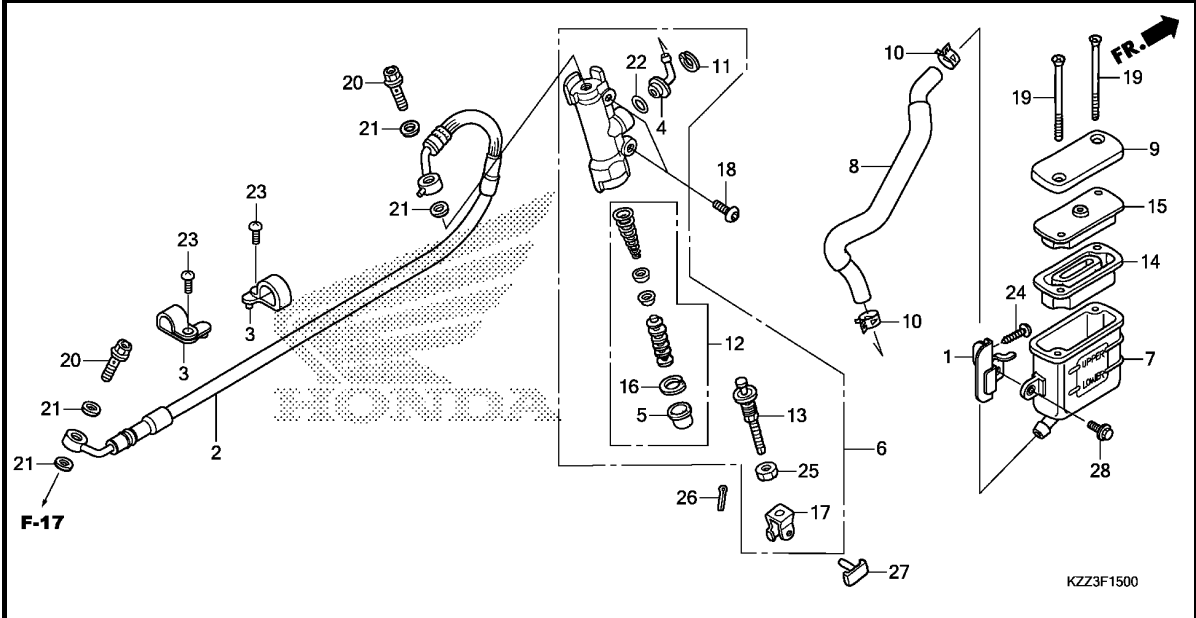
# F13



Ref. No.	L.O.N.	(Relative ref. Number) Description	F.R.T.
2	712130	HOSE, REAR BRAKE ..... .INCLUDES: Bleed brakes	0.4
6	712125	CYLINDER, REAR BRAKE MASTER .. .INCLUDES: Bleed brakes	0.5
7	7121F6	CUP, REAR MASTER CYLINDER OIL	0.2
8	7121C2	HOSE, REAR MASTER CYLINDER OIL CUP .....	0.3
12	7121H0	PISTON SET, REAR BRAKE MASTER .INCLUDES: Bleed brakes	0.5
14	7121G7	DIAPHRAGM, REAR BRAKE MASTER CYLINDER .....	0.1

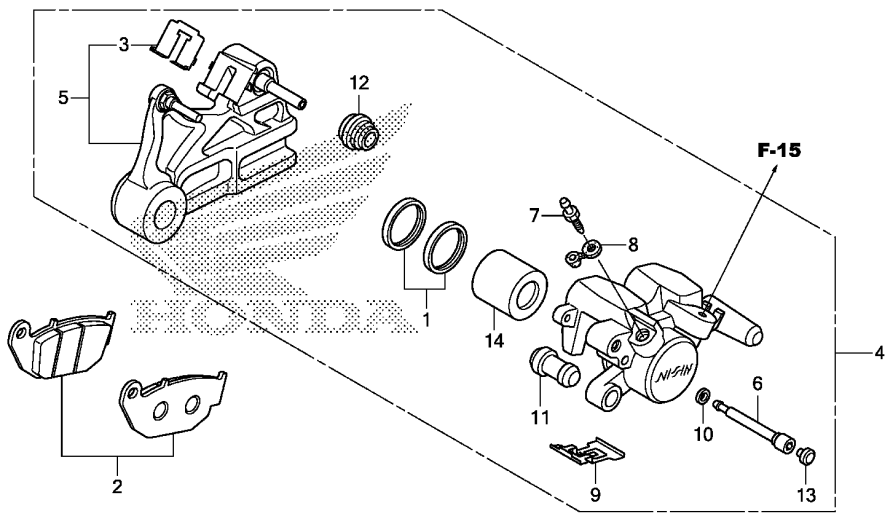
3

Ref. No.	Part No.	Description	Reqd. QTY	Serial No.	Parts catalogue code
			CRF 250L D		
1	17270-KZZ-900	STAY COMP., OIL CUP .....	1		
2	43310-KZZ-901	HOSE COMP., RR. BRAKE .....	1		
3	43468-KFB-000	GUIDE, BRAKE HOSE .....	2		
4	43503-KS6-701	CONNECTOR, MASTER CYLINDER ..	1		
5	43504-MB2-006	BOOT COMP. ....	1		
6	43510-KZZ-901	CYLINDER SUB ASSY., RR. BRAKE MASTER(NISSIN)	1		
7	43511-KW7-881	CUP COMP., OIL(NISSIN) .....	1		
8	43512-KZZ-901	HOSE COMP., RR. BRAKE MASTER CYLINDER	1		
9	43513-KTY-C01	CAP, MASTER CYLINDER .....	1		
10	43514-KS6-701	CLAMP, MASTER CYLINDER OIL HOSE	2		
11	43517-KS6-701	CIRCLIP, RR. MASTER CYLINDER	1		
12	43520-MJ6-315	PISTON SET, MASTER CYLINDER ..	1		
13	43530-KZZ-901	ROD COMP., PUSH .....	1		
14	45520-GW0-911	DIAPHRAGM .....	1		
15	45521-GW0-911	PLATE, DIAPHRAGM .....	1		
16	46182-MEL-D21	CIRCLIP .....	1		
17	46504-KV6-702	JOINT, BRAKE ROD .....	1		
18	90106-KGH-600	BOLT, BRAKE DISK, 6X17 .....	2		
19	90140-KZZ-901	SCREW, FLAT, 4X45 .....	2		
20	90145-MS9-612	BOLT, OIL, 10X22 .....	2		
21	90545-300-000	WASHER, OIL BOLT .....	4		
22	91212-422-006	O-RING, 14.8X2.4 .....	1		



Ref. No.	Part No.	Description	Reqd. QTY		Serial No.	Parts catalogue code
			CRF	250L		

23	93500-05016-0A	SCREW, PAN, 5X16 .....	2			
24	93903-26380	SCREW, TAPPING, 6X20 .....	1			
25	94002-08000-0S	NUT, HEX., 8MM .....	1			
26	94201-20120	PIN, SPLIT, 2.0X12 .....	1			
27	95015-54000	PIN D, JOINT .....	1			
28	96300-06014-00	BOLT, FLANGE, 6X14 .....	1			



KZZ3F1700

Ref. No.	L.O.N.	(Relative ref. Number) Description	F.R.T.
2	711140	SHOE(PAD) SET, BRAKE :REAR ...	0.1
4	711155	CALIPER, REAR BRAKE ..... .INCLUDES: Bleed brakes	0.5
5	7111C1	BRACKET, REAR CALIPER .....	0.5
14	7111D5	PISTON, REAR BRAKE CALIPER ... .INCLUDES: Bleed brakes	0.6

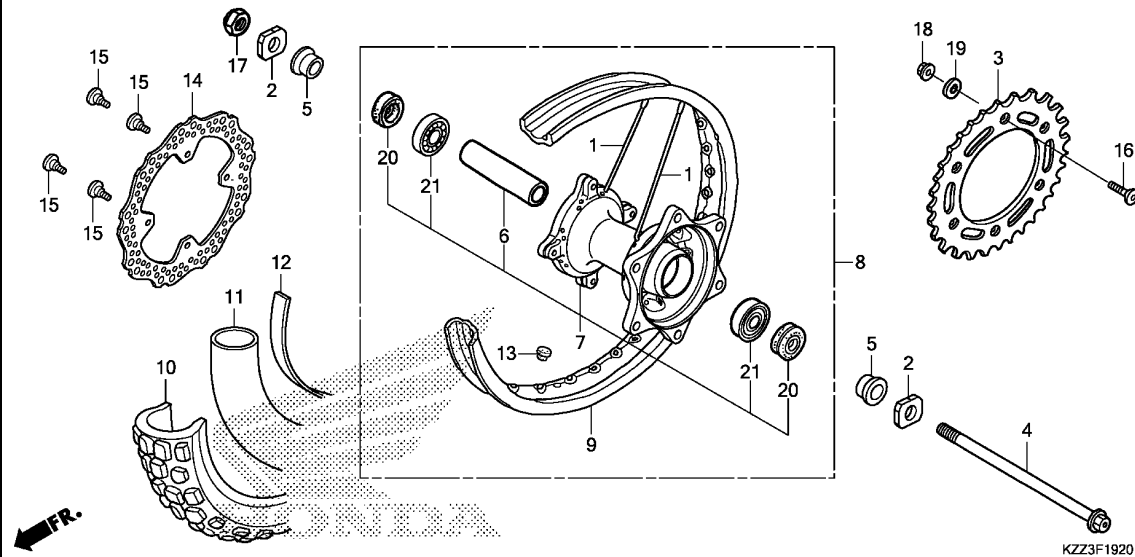
3

Ref. No.	Part No.	Description	Reqd. QTY	Serial No.	Parts catalogue code
			CRF 250L D		
1	06431-MA3-405	SEAL SET, PISTON .....	1		
2	06435-KZZ-901	PAD SET, RR. ....	1		
3	43112-KZZ-901	RETAINER .....	1		
4	43150-KZZ-901	CALIPER SUB ASSY., RR.(NISSIN)	1		
5	43190-KZZ-901	BRACKET SUB ASSY., RR. ....	1		
6	43215-KGH-901	PIN, HANGER .....	1		
7	43352-568-003	SCREW, BLEEDER(NISSIN) .....	1		
8	43353-461-771	CAP, BLEEDER .....	1		
9	45108-ML7-922	SPRING, PAD(NISSIN) .....	1		
10	45111-MAJ-G41	RING, STOPPER .....	1		
11	45132-166-016	BOOT, PIN BUSH(NISSIN) .....	1		
12	45133-MA3-006	BOOT B .....	1		
13	45203-MCC-006	PLUG, PIN .....	1		
14	45218-MAJ-G41	PISTON B, 27X35 .....	1		

# F-19-20

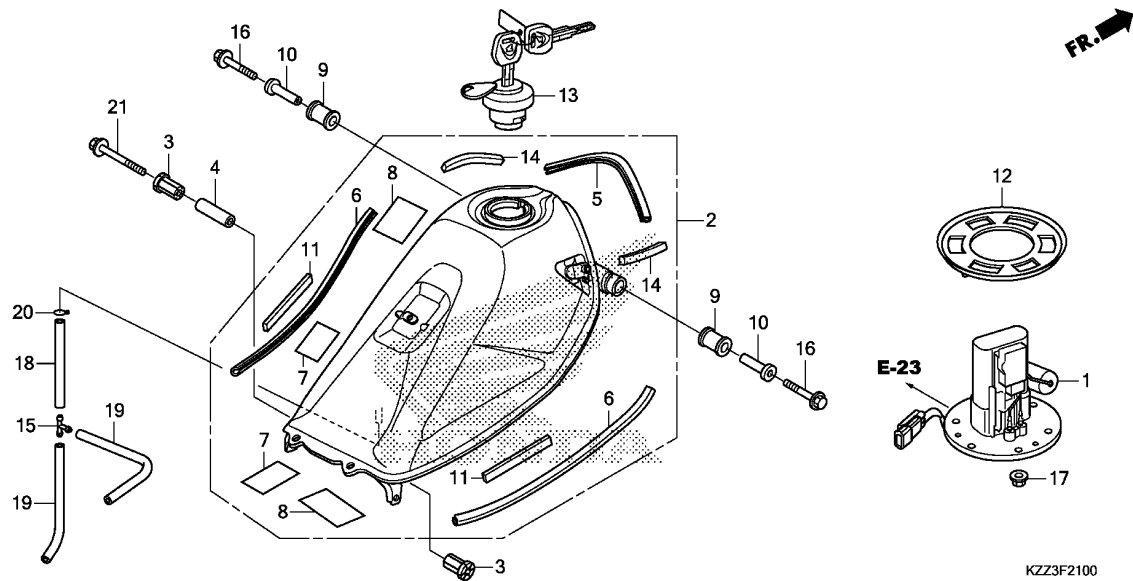
# REAR WHEEL

# F16



Ref. No.	L.O.N.	(Relative ref. Number) Description	F.R.T.
3	7101A0	SPROCKET, FINAL DRIVEN	0.4
4		(20)	
7	710121	HUB, REAR WHEEL	2.5
8	710118	REAR WHEEL	1.0
9	710127	RIM, WHEEL :REAR	2.4
10		(12)	
11	710142	REAR TIRE(ONE)	0.9
		(12)	
	7101A7	TUBE, REAR TIRE(ONE)	0.9
14	711145	DISC, REAR BRAKE	0.4
21	710133	BEARING, REAR WHEEL(ONE)	0.5
	710133G	.Replac 1 bearing add	0.1

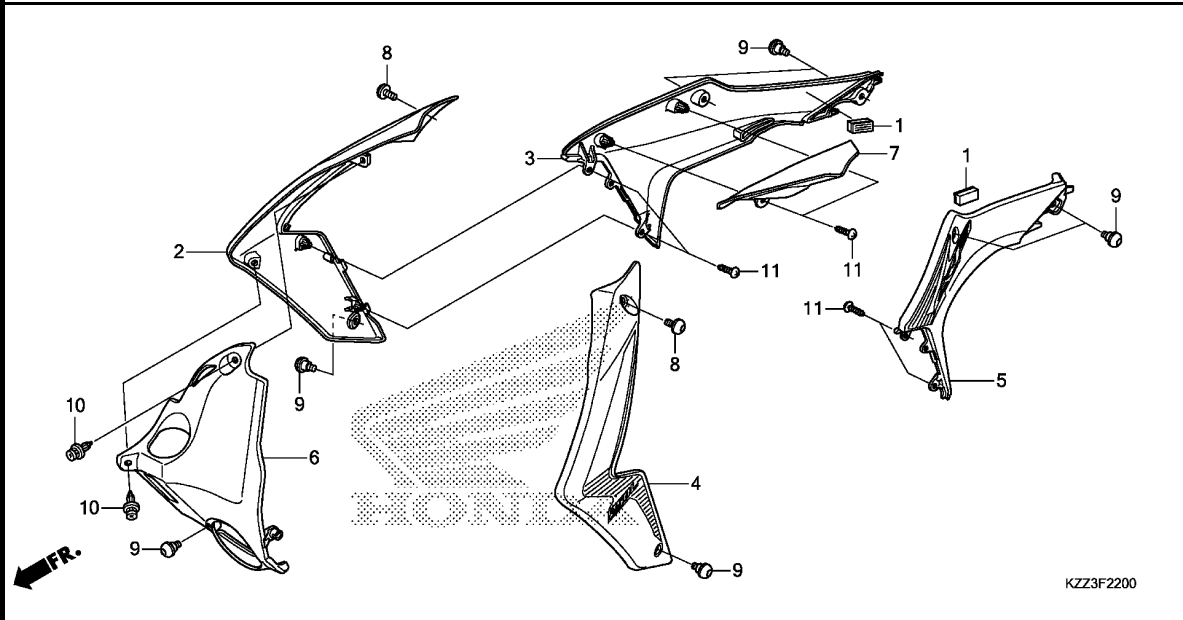
Ref. No.	Part No.	Description	Reqd. QTY	Serial No.	Parts catalogue code
			CRF 250L D		
1	06420-KZZ-900	SPOKE SET, RR.	32		
2	40544-KZZ-900	ADJUSTER, CHAIN	2		
3	41201-KCV-680	SPROCKET, FINAL DRIVEN(40T)	1		
4	42301-KZZ-900	AXLE, RR. WHEEL	1		
5	42312-KZZ-900	COLLAR, RR. WHEEL	2		
6	42620-KZZ-900	COLLAR, RR. AXLE DISTANCE	1		
7	42635-KZZ-900	HUB SUB ASSY., RR.	1		
8	42650-KZZ-900	WHEEL SUB ASSY., RR.	1		
9	42701-KZZ-901	RIM, RR. WHEEL(18X2.15)	1		
10	42711-KZZ-901	TIRE, RR.(IRC) (120/80-18 M/C 62P)	1		
11	42712-KT1-671	TUBE, TIRE(IRC)(120/80-18)	1		
12	42713-KZZ-901	FLAP, TIRE(IRC)	1		
13	42717-329-000	CAP, RIM HOLE	1		
14	43351-KZZ-901	DISK, RR. BRAKE	1		
15	90105-KSP-930	BOLT, DISK, 8X22	4		
16	90125-KZZ-900	BOLT, SPROCKET FIXING, 10X31	6		
17	90306-KCJ-951	NUT, U, 16MM	1		
18	90306-KZZ-901	NUT, U, 10MM	6		
19	90438-463-000	WASHER, SPECIAL, 11X21X2.3	6		
20	91253-033-003	OIL SEAL, 25X47X6.5	2		
21	96140-63030-10	BEARING, RADIAL BALL, 6303U	2		



Ref. No.	L.O.N.	(Relative ref. Number) Description	F.R.T.
1		(12)	
1	310120	PUMP ASSY., FUEL .....	0.6
2	310100	TANK, FUEL .....	0.4

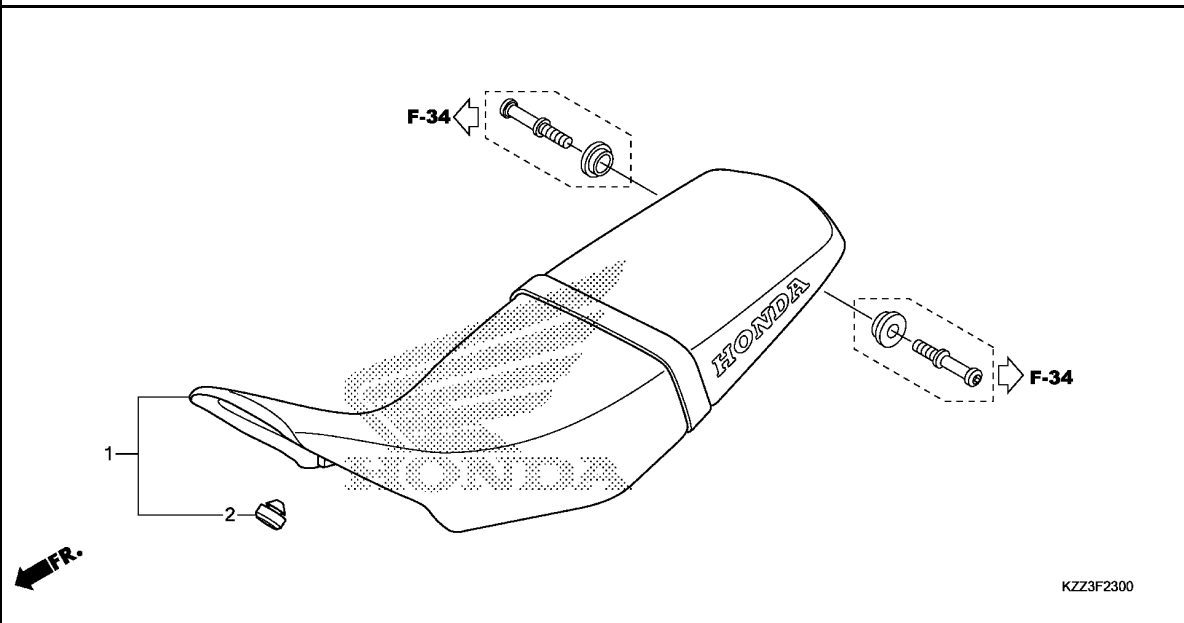
KZZ3F2100

Ref. No.	Part No.	Description	Reqd. QTY	Serial No.	Parts catalogue code
			CRF 250L D		
1	16700-KZZ-901	PUMP ASSY., FUEL .....	1		
2	17500-KZZ-900ZB	TANK ASSY., FUEL *NH105*...MAT BLACK (#15-#20)	1		
3	17506-KZZ-900	CUSHION, FUEL TANK PIVOT .....	2		
4	17507-KZZ-900	COLLAR, TANK SET .....	1		
5	17516-KZZ-900	TRIM A, FUEL TANK .....	1		
6	17517-KZZ-900	TRIM B, FUEL TANK .....	2		
7	17521-KY1-300	SEAL, TANK .....	2		
8	17528-KCZ-930	TAPE B, TANK GUARD .....	2		
9	17534-MFJ-D00	RUBBER, RR. TANK MOUNTING ... (FRONT SIDE)	2		
10	17538-KZZ-900	COLLAR .....	2		
11	17544-KZZ-900	RUBBER, TANK GUARD .....	2		
12	17574-MGS-D30	PACKING, BASE .....	1		
13	17620-MEG-003	CAP COMP., FUEL FILLER (HONDA LOCK)	1		
14	17850-KZZ-900	CUSHION, SHROUD .....	2		
15	38581-671-003	JOINT, TUBE .....	1		
16	90004-GHB-710	BOLT, FLANGE, 6X40(NSHF) .....	2		
17	94050-06080	NUT, FLANGE, 6MM .....	6		
18	95001-45300-40	TUBE, FUEL, 4.5X300 (95001-45001-60M)	1		
19	95001-45380-40	TUBE, FUEL, 4.5X380 (95001-45001-60M)	2		
20	95002-02080	CLIP, TUBE(B8) .....	1		
21	96001-06065-00	BOLT, FLANGE, 6X65 .....	1		



Ref. No.	L.O.N.	(Relative ref. Number) Description	F.R.T.
2		(3,7)	
	1151A0	SHROUD, RADIATOR :RIGHT	0.2
4		(5)	
	115126	SHROUD, RADIATOR :LEFT	0.1
	1151A5	SHROUD, RADIATOR :BOTH	0.3
6	1151H8	COVER, RADIATOR RESERVE TANK	0.1

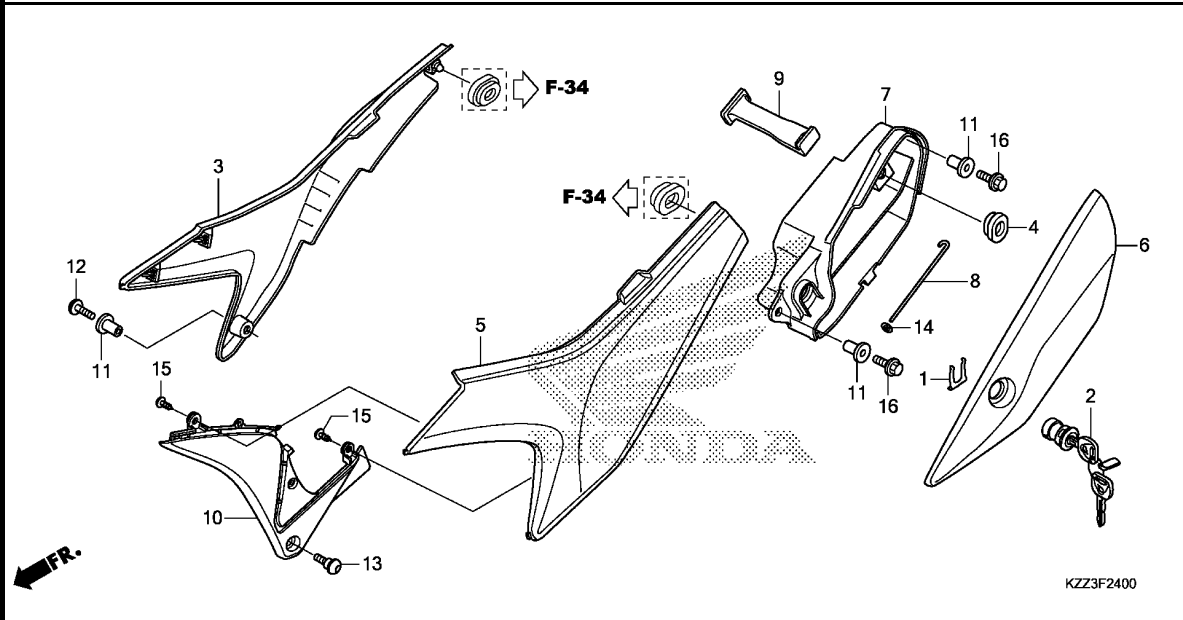
Ref. No.	Part No.	Description	Reqd. QTY	Serial No.	Parts catalogue code
			CRF 250L D		
1	19050-KZZ-900	FASTENER, DUAL LOCK(11X28)	2		
2	19070-KZZ-900ZD	SHROUD SET, R. FR.(WL)			
		*TYPE1*	1		
3	19075-KZZ-900ZD	SHROUD SET, R. RR.(WL)			
		*TYPE1*	1		
4	19090-KZZ-900ZD	SHROUD SET, L. FR.(WL)			
		*TYPE1*	1		
5	19095-KZZ-900ZD	SHROUD SET, L. RR.(WL)			
		*TYPE1*	1		
6	19160-KZZ-900	COVER, FR. RESERVE TANK	1		
7	19170-KZZ-900	COVER, RR. RESERVE TANK	1		
8	90132-KPP-T00	SCREW, PAN, 6X10	2		
9	90133-KPP-T00	SCREW, PAN, 6X14	7		
10	90683-MBW-003	CLIP, BODY	2		
11	93903-24320	SCREW, TAPPING, 4X12	6		



Ref. No.	L.O.N.	(Relative ref. Number) Description	F.R.T.
1	4131E4	SEAT :DOUBLE .....	0.1

3

Ref. No.	Part No.	Description	Reqd. QTY	Serial No.	Parts catalogue code
			CRF 250L D		
1	77200-KZZ-900ZD	SEAT ASSY., DOUBLE *TYPE1*	1		
2	77215-GC2-000	RUBBER B, SEAT STOPPER .....	1		



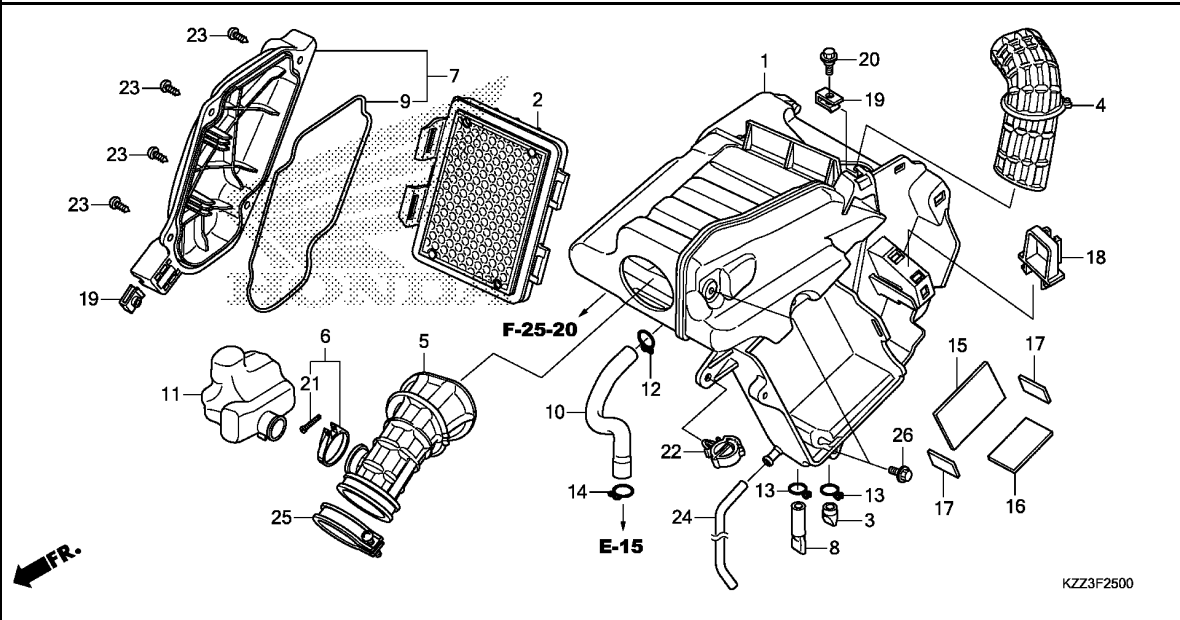
Ref. No.	L.O.N.	(Relative ref. Number) Description	F.R.T.
2	4101N3	KEY, TOOL BOX OR BAG .....	0.1
3	4111H9	COVER, SIDE :RIGHT .....	0.1
5		(10)	
	4111H8	COVER, SIDE :LEFT .....	0.1
	4111J0	COVER, SIDE :BOTH .....	0.1
6	4101B1	COVER, TOOL BOX .....	0.1
7	410190	BOX OR BAG, TOOL .....	0.1

Ref. No.	Part No.	Description	Reqd. QTY	Serial No.	Parts catalogue code
			CRF 250L D		
1	37222-MCS-600	SPRING, LOCK KEY SETTING ....	1		
2	77233-MBL-611	LOCK ASSY., POCKET LID .....	1		
3	83501-KZZ-900ZC	COVER, R. SIDE *NH196*.....ROSS WHITE	1		
4	83551-GE2-000	GROMMET, AIR CLEANER CASE ...	1		
5	83601-KZZ-900ZC	COVER, L. SIDE *NH196*.....ROSS WHITE	1		
6	83602-KZZ-900ZB	COVER, TOOL BOX *NH196*.....ROSS WHITE	1		
7	83603-KZZ-900	BOX, TOOL .....	1		
8	83604-KZZ-900	HINGE, TOOL BOX .....	1		
9	83607-KZZ-900	BAND, TOOL .....	1		
10	83701-KZZ-900	COVER, L. SIDE LOWER .....	1		
11	83905-KZZ-900	COLLAR, SIDE COVER .....	3		
12	90132-KZZ-900	SCREW, PAN, 6X18 .....	1		
13	90133-KPP-T00	SCREW, PAN, 6X14 .....	1		
14	90310-ZB7-701	NUT, PUSH, 2.6 .....	1		
15	93903-24280	SCREW, TAPPING, 4X10 .....	2		
16	96001-06018-00	BOLT, FLANGE, 6X18 .....	2		

# F-25

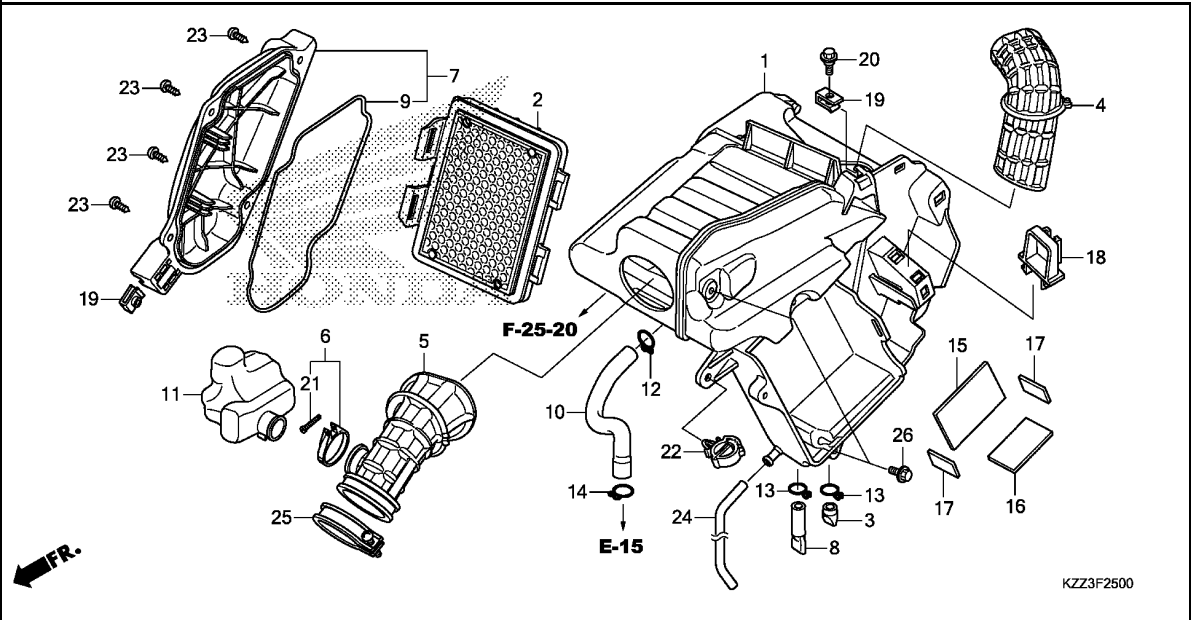
# AIR CLEANER

# G 5



Ref. No.	L.O.N.	(Relative ref. Number) Description	F.R.T.
1	3121A5	CASE, AIR CLEANER .....	1.2
2	312105	ELEMENT, AIR CLEANER .....	0.1
4	3121D3	DUCT, AIR INTAKE .....	1.1
5	3121B6	TUBE, AIR CLEANER CONNECTING (9) .....	1.1
7	312102	COVER, AIR CLEANER CASE .....	0.1
11	3121C1	RESONATOR .....	0.5

Ref. No.	Part No.	Description	Reqd. QTY	Serial No.	Parts catalogue code
			CRF 250L D		
1	17210-KZZ-900	CASE COMP., AIR CLEANER .....	1		
2	17220-KZZ-900	ELEMENT COMP., AIR CLEANER ..	1		
3	17234-KCW-871	TUBE, AIR CLEANER DRAIN .....	1		
4	17241-KZZ-900	DUCT, AIR CLEANER .....	1		
5	17251-KZZ-900	TUBE, AIR CLEANER CONNECTING	1		
6	17255-MCG-000	BAND, RESONATOR(28) .....	1		
7	17260-KZZ-900	LID COMP., AIR CLEANER .....	1		
8	17261-KVB-T00	TUBE, DRAIN .....	1		
9	17262-KZZ-900	SEAL, AIR CLEANER .....	1		
10	17265-KZZ-900	TUBE, BREATHER .....	1		
11	17311-KZZ-900	RESONATOR .....	1		
12	17316-611-000	CLIP, BREATHER TUBE .....	1		
13	17371-174-670	CLIP, BREATHER TUBE .....	2		
14	17724-102-700	CLIP, SUB TANK HOSE .....	1		
15	31511-KCZ-J60	RUBBER, BATTERY CUSHION .....	1		
16	31511-KE2-850	RUBBER, BATTERY CUSHION .....	1		
17	31511-KZZ-900	RUBBER, BATTERY CUSHION .....	2		
18	80105-KZZ-900	STAY, FUSE BOX .....	1		
19	84601-HC4-000	NUT, FENDER SETTING(6MM) .....	2		
20	90109-KZZ-900	BOLT, FLANGE, 6MM .....	1		
21	90227-GHR-E00	SCREW, PAN, 5X25 .....	1		
22	90652-KZZ-901	CLIP .....	1		
23	93903-25480	SCREW, TAPPING, 5X20 .....	4		
24	95003-19042-10	TUBE, VINYL, 7X11X420 .....	1		



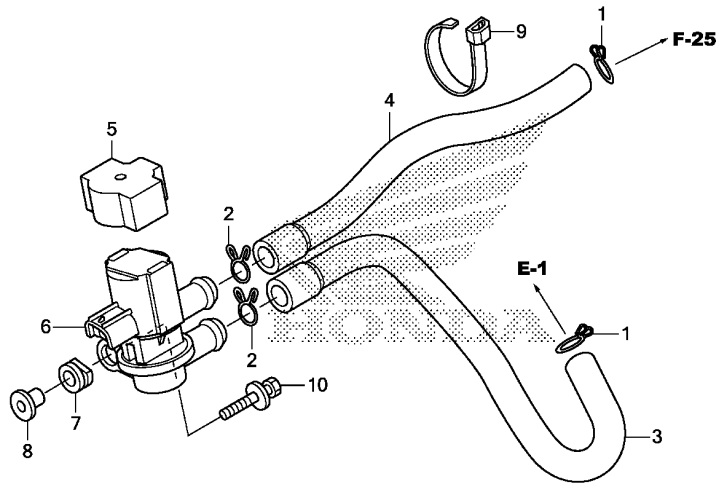
Ref. No.	Part No.	Description	Reqd. QTY		Serial No.	Parts catalogue code
			CRF	250L D		

25	95018-56250	BAND, AIR CLEANER CONNECTING TUBE (56)		1		
26	95701-06012-08	BOLT, FLANGE, 6X12 .....		2		

F-25-20

AIR INJECTION SOLENOID VALVE

G 7



KZZ3F2520

Ref. No.	L.O.N.	(Relative ref. Number) Description	F.R.T.
6	314130	VALVE, SECONDARY AIR CONTROL	0.3

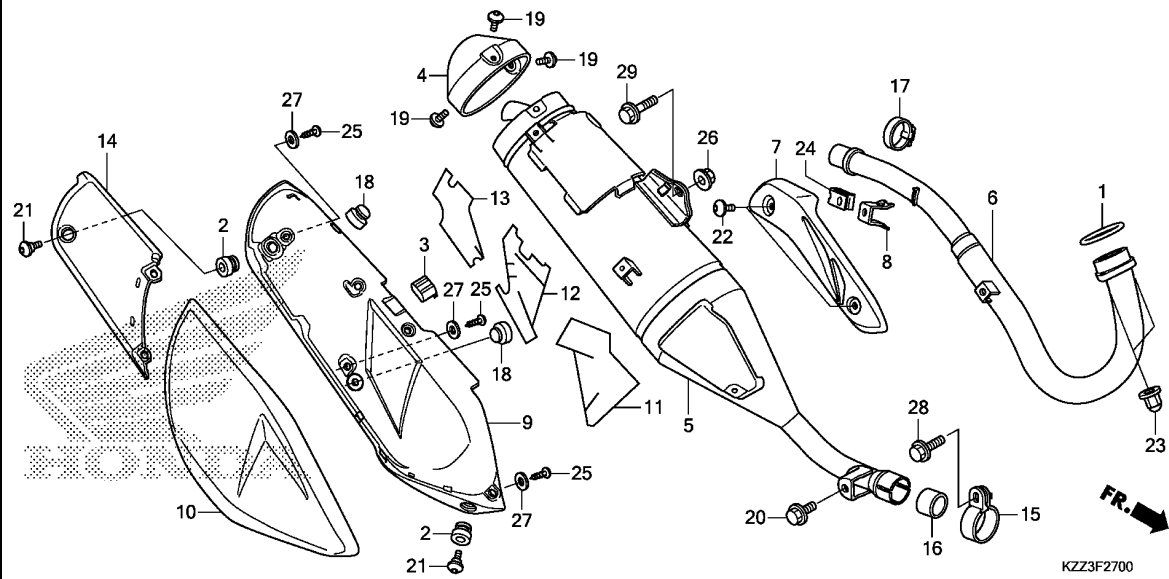
3

Ref. No.	Part No.	Description	Reqd. QTY	Serial No.	Parts catalogue code
1	17316-611-000	CLIP, BREATHER TUBE	2		
2	17724-102-700	CLIP, SUB TANK HOSE	2		
3	18651-KZZ-900	TUBE, AIR INJECTION(AISV-ENG)	1		
4	18653-KZZ-900	TUBE(AISV-AIR CLEANER)	1		
5	35451-KVZ-630	CAP, AIR INJECTION SOLENOID VALVE	1		
6	36450-KVZ-631	VALVE ASSY., AIR INJECTION SOLENOID	1		
7	43516-MR5-000	RUBBER, MOUNTING	1		
8	77302-473-000	COLLAR, PILLION SEAT	1		
9	90650-KW3-000	BAND, WIRE	1		
10	93404-06028-00	BOLT-WASHER, 6X28	1		

F-27

EXHAUST MUFFLER

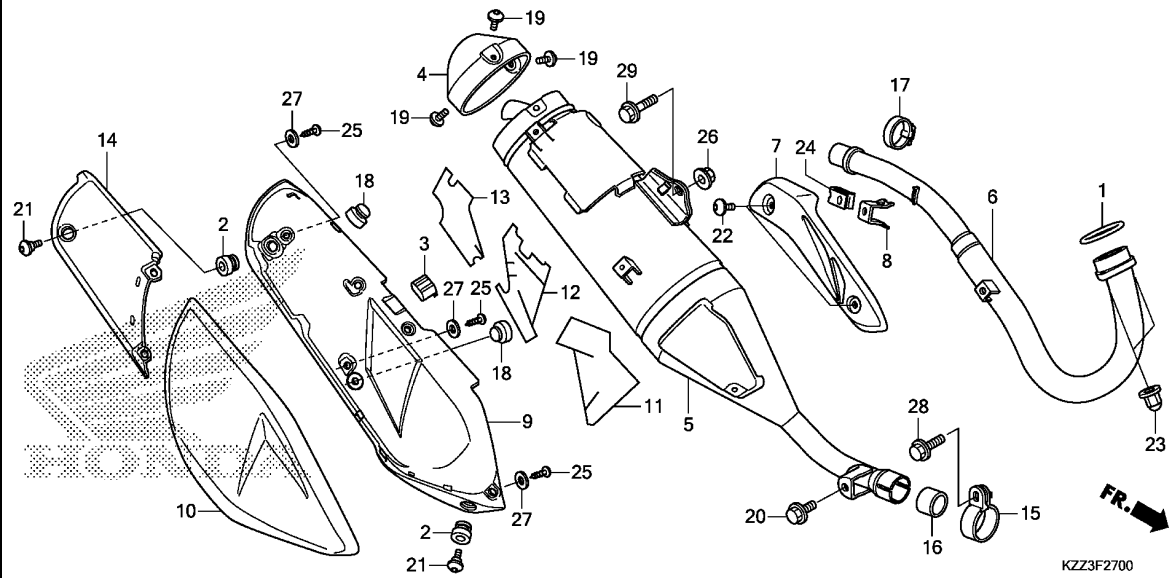
G 8



Ref. No.	L.O.N.	(Relative ref. Number) Description	F.R.T.
1	3131B4	GASKET, EXHAUST PIPE .....	0.2
4	3131F2	CAP, MUFFLER END .....	0.1
5	313120	MUFFLER .....	0.2
6	313110	PIPE, EXHAUST .....	0.3
7	3131A6	PROTECTOR, EXHAUST PIPE .....	0.1
9	313121	PROTECTOR, MUFFLER .....	0.3
10	3131B3	COVER, MUFFLER :FRONT .....	0.3
14	3131D3	COVER, MUFFLER :REAR .....	0.3
	3131K5	COVER, MUFFLER :BOTH .....	0.3
16	3131C4	GASKET, MUFFLER .....	0.2

Ref. No.	Part No.	Description	Reqd. QTY	Serial No.	Parts catalogue code
			CRF 250L D		
1	18291-MEB-670	GASKET, EX. PIPE .....	1		
2	18293-KZZ-900	RUBBER, PROTECTOR PACKING ...	2		
3	18293-MNO-000	RUBBER, PROTECTOR .....	1		
4	18306-KZZ-900	CAP, TAIL .....	1		
5	18310-KZZ-900	MUFFLER COMP. ....	1		
6	18320-KZZ-900	PIPE COMP., EX. ....	1		
7	18325-KZZ-900	PROTECTOR, EX. PIPE .....	1		
8	18327-KZZ-900	STAY, EX. PIPE PROTECTOR ...	1		
9	18355-KZZ-900	PROTECTOR, MUFFLER .....	1		
10	18360-KZZ-900ZB	COVER, FR. MUFFLER *NH196*.....ROSS WHITE	1		
11	18361-KZZ-900	GUARD, HEAT(A) .....	1		
12	18362-KZZ-900	GUARD, HEAT(B) .....	1		
13	18363-KZZ-900	GUARD, HEAT(C) .....	1		
14	18365-KZZ-900	COVER, RR. MUFFLER .....	1		
15	18373-KZZ-900	BAND, R. EX. PIPE .....	1		
16	18391-KZZ-901	PACKING, MUFFLER .....	1		
17	19517-ML7-691	CLAMP, HOSE, 22-29MM .....	1		
18	83512-KZZ-900	RUBBER, MUFFLER PROTECTOR ...	2		
19	90114-KZZ-900	SCREW, SPECIAL, 5X10 .....	3		
20	90118-KZZ-900	BOLT, FLANGE, 8X16 .....	1		
21	90160-KZZ-900	BOLT, MUFFLER PROTECTOR(5MM)	2		
22	90170-KZZ-900	SCREW, PAN, 6X10 .....	2		
23	90304-KPH-700	NUT, HEX. CAP, 8MM .....	2		
24	90344-964-003	NUT, CLIP, 6MM .....	1		

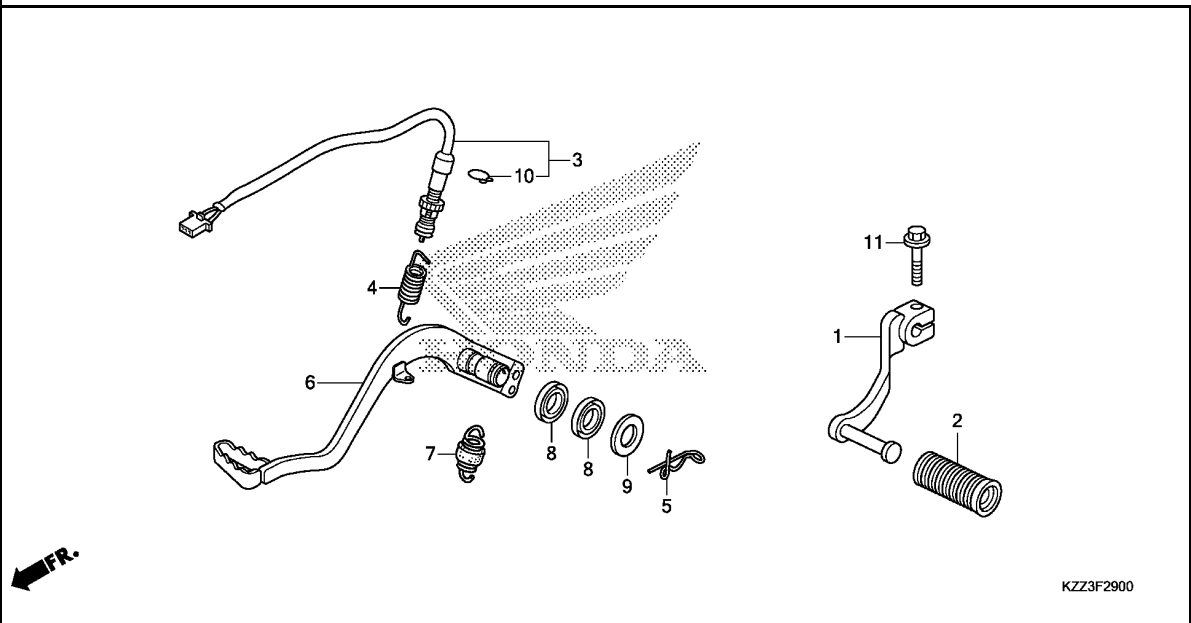
3



3

Ref. No.	Part No.	Description	Reqd. QTY	Serial No.	Parts catalogue code
----------	----------	-------------	-----------	------------	----------------------

25	93913-142J0	SCREW, TAPPING, 4X12	5		
26	94050-08000	NUT, FLANGE, 8MM	1		
27	94103-04000	WASHER, PLAIN, 4MM	5		
28	95701-08035-02	BOLT, FLANGE, 8X35	1		
29	96300-08040-00	BOLT, FLANGE, 8X40	1		

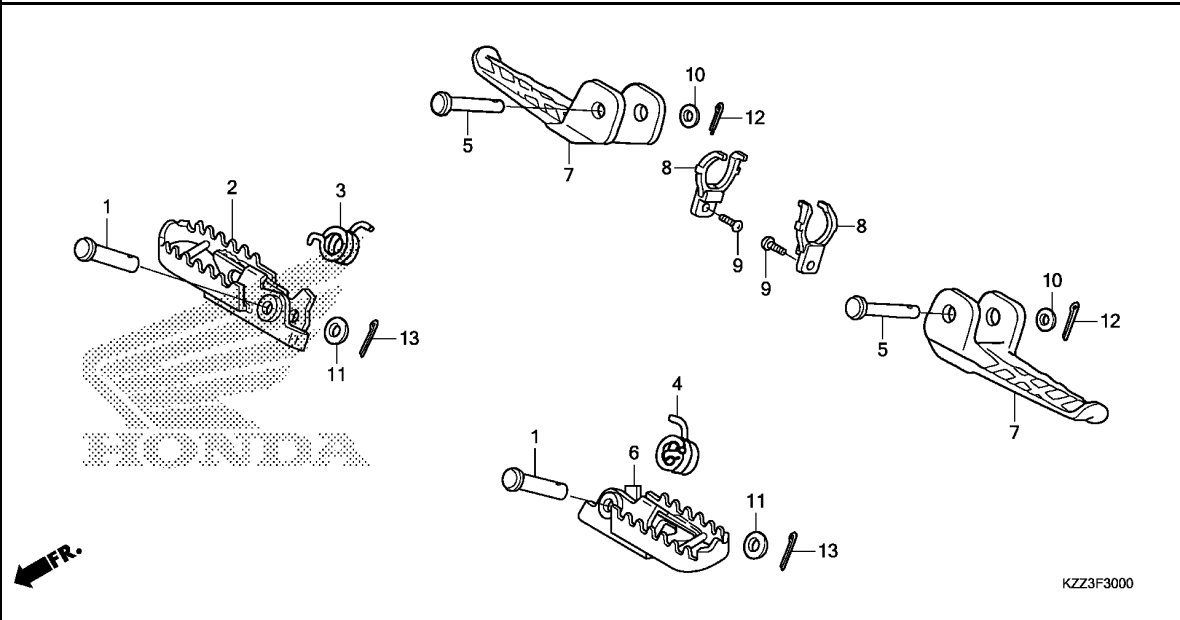


Ref. No.	L.O.N.	(Relative ref. Number) Description	F.R.T.
1	4101A1	PEDAL, GEAR CHANGE .....	0.1
3	6151B5	SWITCH, REAR STOP :PEDAL SIDE	0.3
6	810160	PEDAL, REAR BRAKE .....	0.1

←FR.

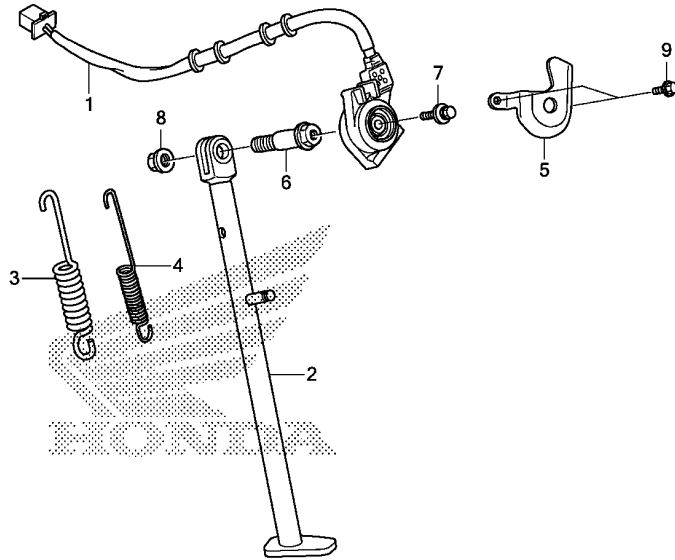
KZZ3F2900

Ref. No.	Part No.	Description	Reqd. QTY	Serial No.	Parts catalogue code
			CRF 250L D		
1	24710-KZZ-900	PEDAL COMP., CHANGE .....	1		
2	24781-KR3-770	RUBBER, GEAR CHANGE PEDAL ...	1		
3	35350-KZZ-901	SWITCH ASSY., RR. STOP .....	1		
4	35357-KZZ-900	SPRING, STOP SWITCH .....	1		
5	43950-KZZ-900	PIN, SNAP .....	1		
6	46500-KZZ-900	PEDAL COMP., RR. BRAKE .....	1		
7	46511-KZ4-J00	SPRING ASSY., RR. BRAKE RETURN	1		
8	46525-KK0-003	DUST SEAL, 17X20X2.5 .....	2		
9	90439-463-000	WASHER, PLAIN, 16MM .....	1		
10	90601-KAF-003	CLIP, SWITCH COVER .....	1		
11	95701-06020-00	BOLT, FLANGE, 6X20 .....	1		



Ref. No.	L.O.N.	(Relative ref. Number) Description	F.R.T.
2	4101C6	BAR, MAIN STEP :RIGHT .....	0.1
6	4101C5	BAR, MAIN STEP :LEFT .....	0.1
	4101J1	BAR, MAIN STEP :BOTH .....	0.2
7	4101C7	BAR, PILLION STEP :LEFT .....	0.1
	4101C8	BAR, PILLION STEP :RIGHT .....	0.1
	4101P4	BAR, PILLION STEP :BOTH .....	0.2

Ref. No.	Part No.	Description	Reqd. QTY	Serial No.	Parts catalogue code
			CRF 250L D		
1	50603-KZZ-900	PIN, STEP JOINT .....	2		
2	50616-KZZ-900	STEP COMP., R. ....	1		
3	50617-KZZ-900	SPRING, R. STEP RETURN .....	1		
4	50618-KZZ-900	SPRING, L. STEP RETURN .....	1		
5	50639-KZZ-900	PIN, STEP BAR .....	2		
6	50642-KZZ-900	STEP COMP., L. ....	1		
7	50711-KZZ-900	STEP, PILLION .....	2		
8	50713-KZZ-900	GUIDE, PILLION STEP .....	2		
9	90020-KZZ-900	SCREW, PAN, 4X10 .....	2		
10	94101-08000	WASHER, PLAIN, 8MM .....	2		
11	94102-10000	WASHER, PLAIN, 10MM .....	2		
12	94201-20150	PIN, SPLIT, 2.0X15 .....	2		
13	94201-20180	PIN, SPLIT, 2.0X18 .....	2		



FR.

KZZ3F3100

Ref. No.	L.O.N.	(Relative ref. Number) Description	F.R.T.
1	615195	SWITCH, SIDE STAND .....	1.1
2	410180	BAR, SIDE STAND .....	0.2
3		(4)	
	410182	SPRING, SIDE STAND .....	0.1

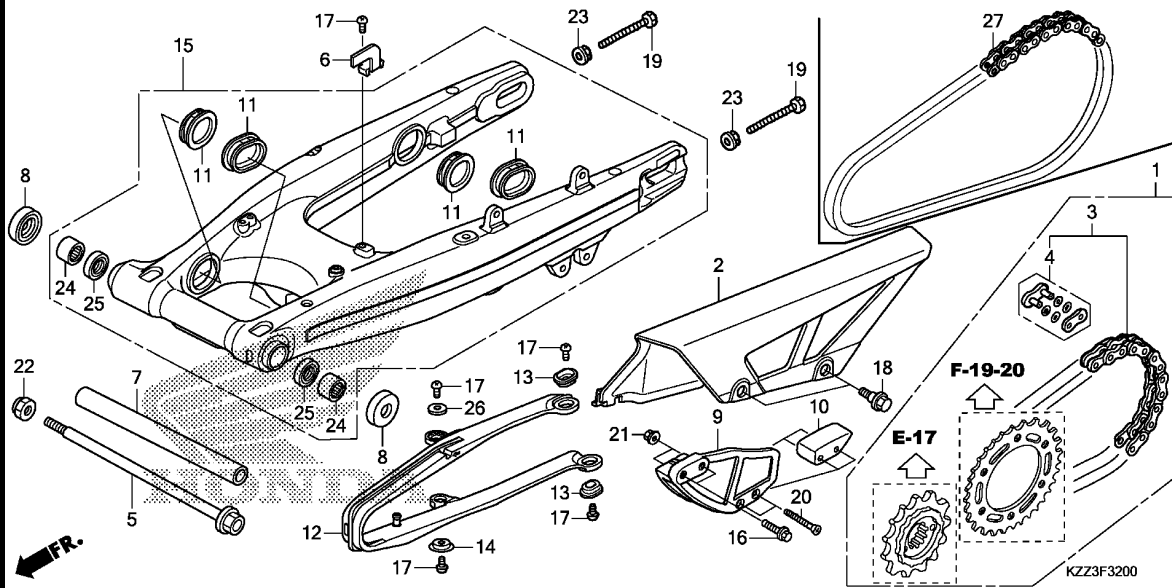
Ref. No.	Part No.	Description	Reqd. QTY	Serial No.	Parts catalogue code
			CRF 250L D		
1	35700-KZZ-901	SWITCH ASSY., SIDE STAND ....	1		
2	50530-KZZ-900	BAR, SIDE STAND .....	1		
3	50541-MY5-860	SPRING, SIDE STAND .....	1		
4	50545-MY5-860	SUB SPRING, SIDE STAND .....	1		
5	50547-KZZ-900	GUARD, SIDE STAND SWITCH ....	1		
6	90108-KPP-860	BOLT, SIDE STAND PIVOT .....	1		
7	90147-KVY-900	BOLT, SWITCH SETTING .....	1		
8	90304-KGH-901	NUT, U, 10MM .....	1		
9	96001-06010-07	BOLT, FLANGE, 6X10 .....	2		

3

# F-32

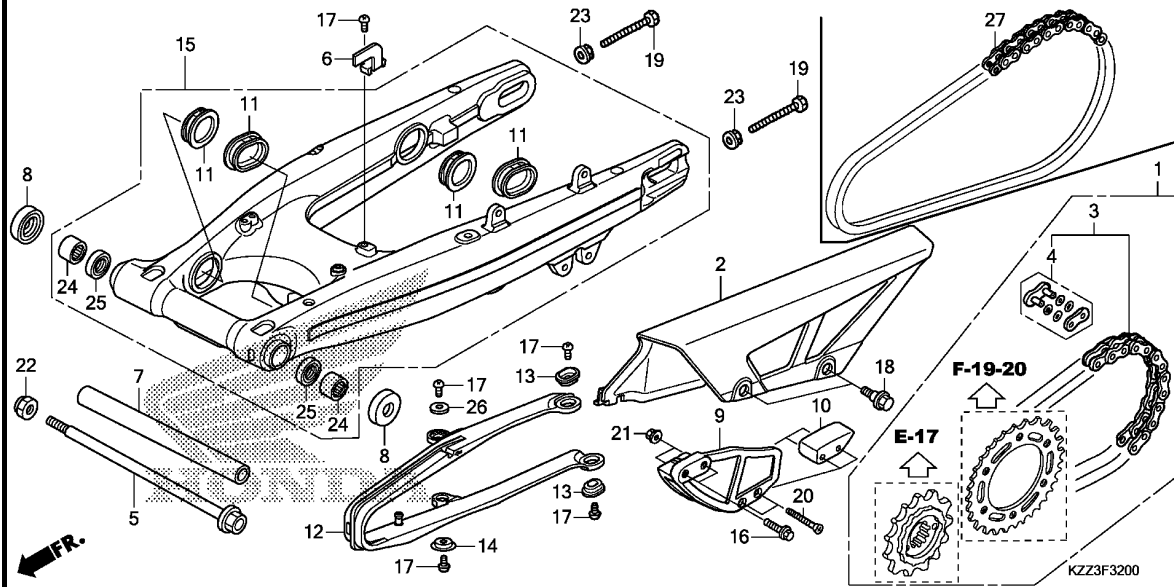
# SWINGARM

**G13**

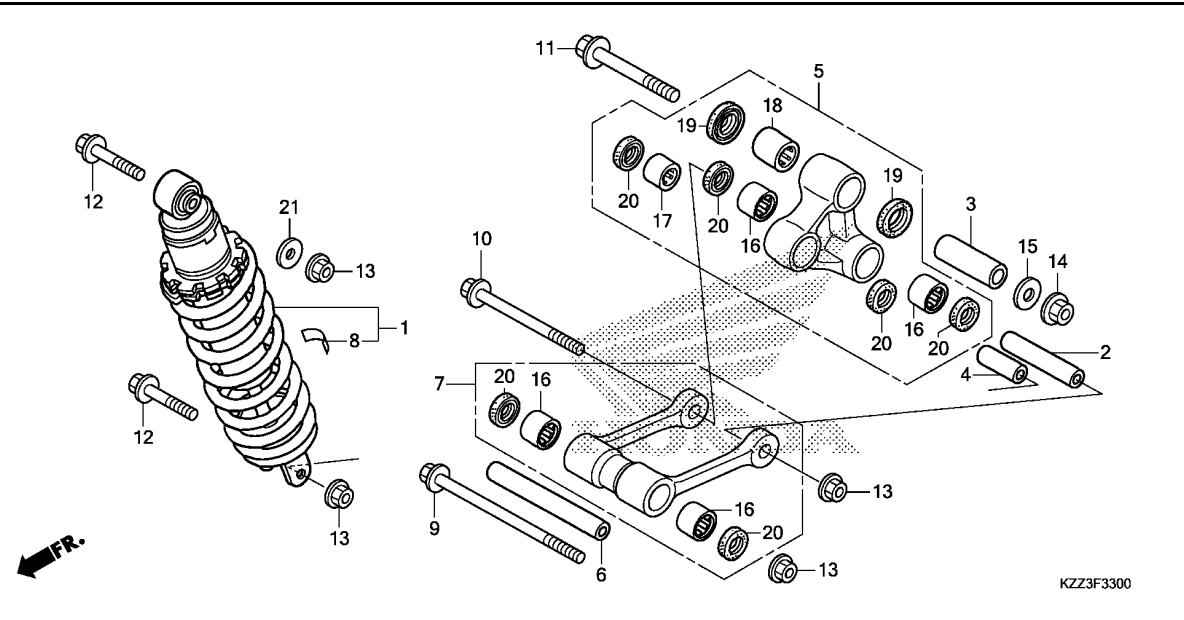


Ref. No.	L.O.N.	(Relative ref. Number) Description	F.R.T.
1	2131G4	CHAIN KIT, DRIVE .....	0.9
2	410195	CASE, DRIVE CHAIN .....	0.1
3	213165	CHAIN, DRIVE .....	0.5
9	4101E2	GUIDE, DRIVE CHAIN .....	0.1
10	4101J2	SLIDER, CHAIN GUIDE .....	0.1
12	4101E5	SLIDER, CHAIN .....	0.3
15	5121B0	SWINGARM ASSEMBLY .....	0.9
24		(25)	
	5121C8	BEARING, SWINGARM PIVOT :LEFT	1.0
	5121C9	BEARING, SWINGARM PIVOT :RIGHT	1.0
	5121D0	BEARING, SWINGARM PIVOT :BOTH	1.2
27	2131M1	CHAIN, DRIVE(ENDLESS) .....	0.7

Ref. No.	Part No.	Description	Reqd. QTY	CRF	Serial No.	Parts catalogue code
				250L		
				D		
1	06406-KZZ-900	CHAIN KIT, DRIVE(520-120L) (14/40T)	1		-----	E,ED,F
2	40510-KZZ-900	(STANDARD LINK 106L) CASE, DRIVE CHAIN .....	1		-----	E,ED,F
3	40540-KYJ-902	CHAIN, DRIVE(DID520VF-120ZB) (STANDARD LINK 106L)	1		-----	E,ED,F,U
4	40545-KYJ-902	JOINT, DRIVE CHAIN(DAIDO) ...	1		-----	E,ED,F,U
5	52101-KZZ-900	BOLT, SWINGARM PIVOT .....	1			
6	52131-KZZ-900	STAY, CHAIN CASE .....	1			
7	52141-KZZ-900	COLLAR, CENTER PIVOT DISTANCE	1			
8	52144-356-003	CAP, SWINGARM DUST SEAL(ARAI)	2			
9	52146-KV6-010	GUIDE, CHAIN .....	1			
10	52147-KV6-010	SLIDER, CHAIN GUIDE .....	1			
11	52161-KZZ-900	CAP, RR. SWINGARM .....	4			
12	52170-KZZ-900	SLIDER, CHAIN .....	1			
13	52171-KR6-000	WASHER, CHAIN SLIDER .....	2			
14	52171-MAN-620	WASHER, CHAIN SLIDER .....	1			
15	52200-KZZ-900	SWINGARM SUB ASSY., RR. ....	1			
16	90103-KZZ-900	BOLT, FLANGE, 6X20 .....	2			
17	90104-KPP-900	SCREW, PAN, 5X12 .....	5			
18	90111-KZZ-900	BOLT, FLANGE, 6MM .....	2			
19	90112-KZZ-900	BOLT, HEX., 8X47.5 .....	2			
20	90115-KZZ-900	SCREW, FLAT, 6X53 .....	2			
21	90301-KGH-901	NUT, U, 6MM(FUJI SEIMITSU) ..	2			
22	90305-KCJ-951	NUT, U, 14MM .....	1			



Ref. No.	Part No.	Description	Reqd. QTY		Serial No.	Parts catalogue code
			CRF 250L	D		
23	90309-357-000	NUT, HEX., 8MM .....	2			
24	91070-GC4-601	BEARING, NEEDLE, 20X26X20(NTN)	2			
25	91254-KS6-003	DUST SEAL, 20X26X4.5(ARAI) ..	2			
26	94103-05700	WASHER, PLAIN, 5MM .....	1			
27	40530-KZZ-901	CHAIN, DRIVE(DID520VF-106LE) (ENDLESS TYPE)	1	-----	-----	PH



Ref. No.	L.O.N.	(Relative ref. Number) Description	F.R.T.
1	512115	CUSHION ASSY., REAR .....	1.1
5	512140	ARM, CUSHION .....	0.2
7	512145	ROD, CUSHION CONNECTING .....	0.2
16		(17,18)	
	5121D4	BEARING, CUSHION CONNECTING ROD .....	0.3
	5121D4A	.Replace 1 bearing add .....	0.1
	512146	BEARING, CUSHION ARM .....	0.3
	5121D3	BEARING, CUSHION ARM :FOR 1 VEHICLE .....	0.6

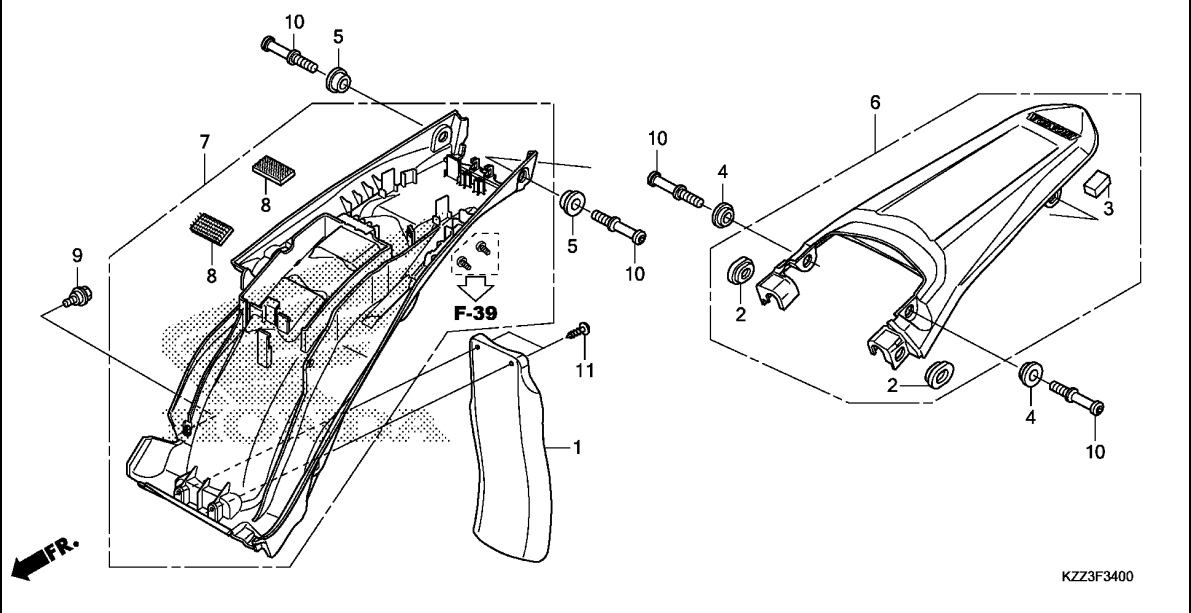


Ref. No.	Part No.	Description	Reqd. QTY	Serial No.	Parts catalogue code
			CRF 250L D		
1	52400-KZZ-931	CUSHION ASSY., RR.(SHOWA) ...	1		
2	52462-KPS-900	COLLAR A, CUSHION ARM .....	1		
3	52462-KZZ-900	COLLAR C, CUSHION ARM .....	1		
4	52464-KPE-900	COLLAR C, CUSHION ARM .....	1		
5	52465-KZZ-900	ARM SUB ASSY., CUSHION .....	1		
6	52472-KZZ-900	COLLAR, CONNECTING ROD .....	1		
7	52475-KZZ-900	ROD SUB ASSY., CUSHION CONNECTING .....	1		
8	87516-MCA-G60	LABEL, RR. DAMPER(PICTOGRAPH)	1		
9	90151-KZZ-900	BOLT, FLANGE, 10X127 .....	1		
10	90152-KZZ-900	BOLT, FLANGE, 10X103 .....	1		
11	90153-KZZ-900	BOLT, FLANGE, 12X88 .....	1		
12	90154-KZZ-900	BOLT, FLANGE, 10X53 .....	2		
13	90304-GE8-003	NUT, U, 10MM(FUSE RASHI) ....	4		
14	90305-KZZ-901	NUT, U, 12MM .....	1		
15	90501-KZ4-J40	WASHER, PLAIN, 12MM .....	1		
16	91071-KV3-005	BEARING, NEEDLE(KOYO) .....	4		
17	91071-MY1-005	BEARING, NEEDLE, 17X24X17 (KOYO)	1		
18	91072-MY1-005	BEARING, NEEDLE, 20X26X20 ...	1		
19	91254-KS6-003	DUST SEAL, 20X26X4.5(ARAI) ..	2		
20	91262-KV3-831	DUST SEAL, 17X24X5(ARAI) ....	6		
21	94101-10800	WASHER, PLAIN, 10MM .....	1		

# F-34

# REAR FENDER

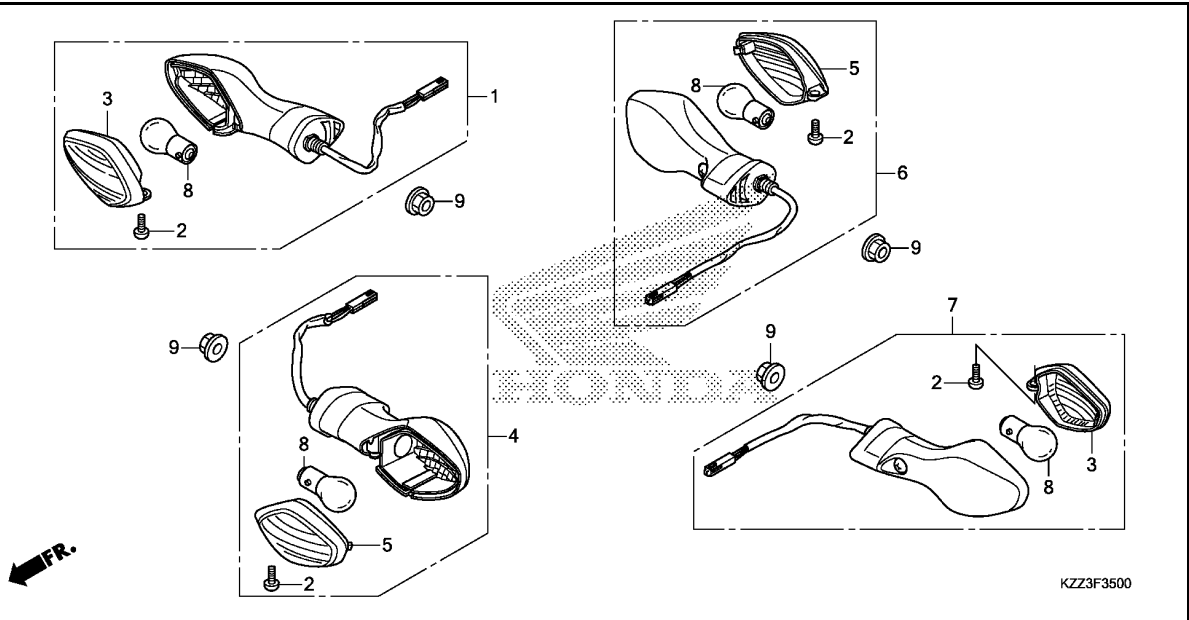
**G16**



Ref. No.	L.O.N.	(Relative ref. Number) Description	F.R.T.
1	4131G4	MUDGUARD :REAR .....	0.1
6	413102	FENDER, REAR .....	0.1
7	413110	FENDER B, REAR .....	0.6

Ref. No.	Part No.	Description	Reqd. QTY	Serial No.	Parts catalogue code
			CRF 250L D		
1	17218-KZZ-900	MUDGUARD .....	1		
2	64266-MG9-770	GROMMET, SPEAKER PANEL .....	2		
3	64465-KZZ-900	RUBBER SPONGE, RR. FENDER ...	1		
4	77223-KZZ-900	COLLAR A, FENDER SETTING ....	2		
5	77224-KZZ-900	COLLAR B, FENDER SETTING ....	2		
6	80010-KZZ-900ZD	FENDER SET, RR.(WL) *TYPE1*.....	1		
7	80150-KZZ-305	FENDER SET B, RR. ....	1		
8	83643-355-300	TAPE, MAGIC (FEMALE) (25X50) ..	2		
9	90110-KZZ-900	BOLT, FLANGE, 6MM .....	1		
10	90116-KZZ-900	BOLT, HOOK, 8MM .....	4		
11	93913-15510	SCREW, TAPPING, 5X20 .....	2		

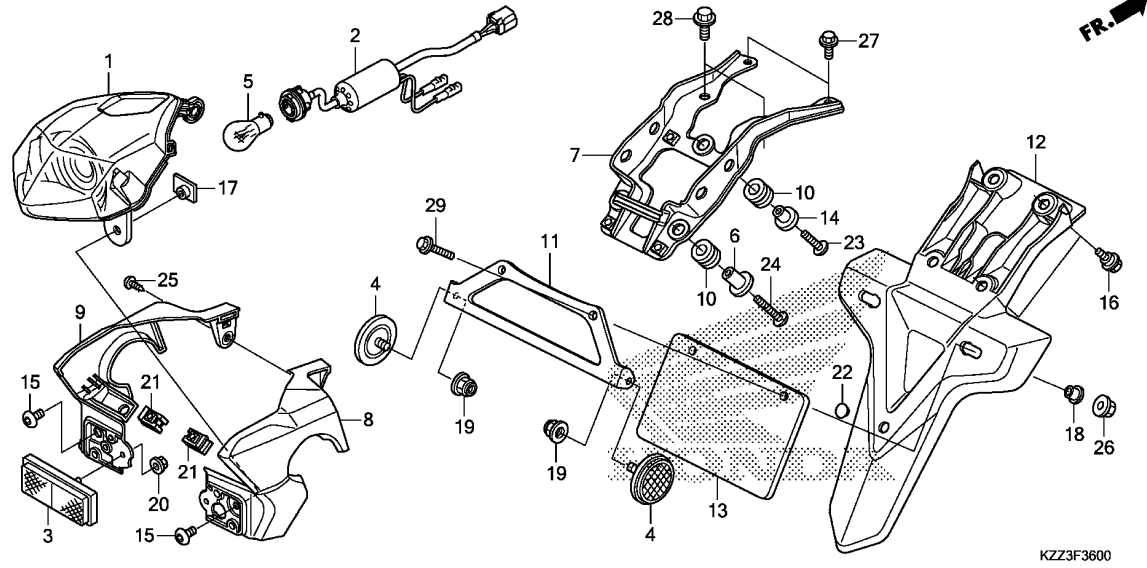
**3**



Ref. No.	L.O.N.	(Relative ref. Number) Description	F.R.T.
1	6161C4	WINKER :RIGHT FRONT .....	0.2
4	6161C3	WINKER :LEFT FRONT .....	0.2
	6161C5	WINKER :BOTH FRONT .....	0.2
6	6161C7	WINKER :RIGHT REAR .....	0.3
7	6161C6	WINKER :LEFT REAR .....	0.3
	6161C8	WINKER :BOTH REAR .....	0.3
8		(3,5)	
	616133	BULB, WINKER :FRONT .....	0.1
		.NOTE: Same time for two units	
	616139	BULB, WINKER :REAR .....	0.1
		.NOTE: Same time for two units	
	6161G0	BULB, WINKER :FOR 1 VEHICLE ..	0.2

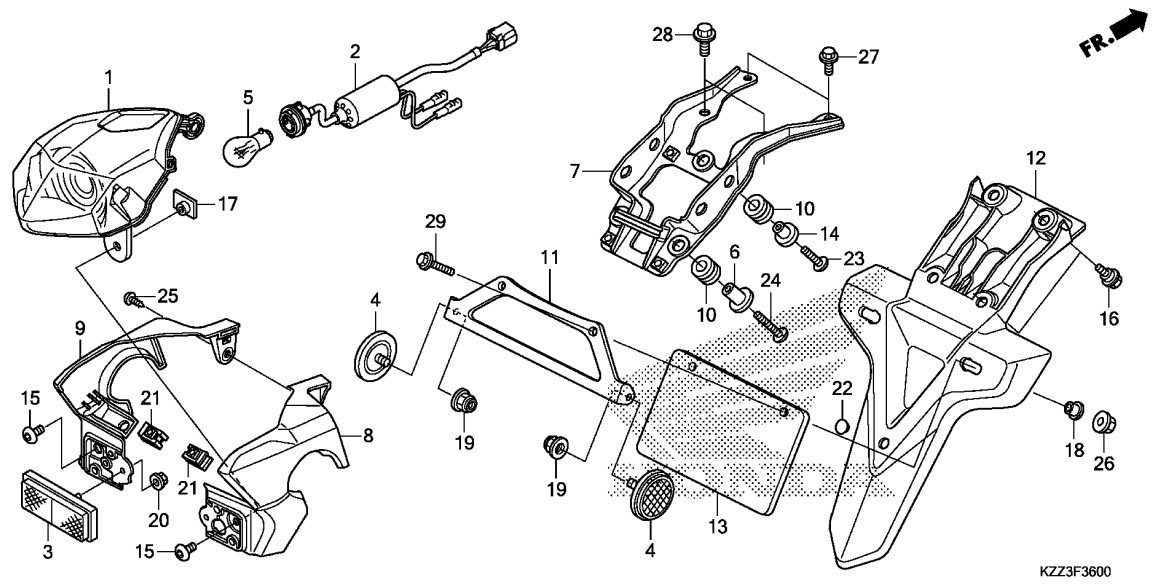


Ref. No.	Part No.	Description	Reqd. QTY	Serial No.	Parts catalogue code
			CRF 250L D		
1	33400-KZZ-901	WINKER ASSY., R. FR.(12V 21W)	1		
2	33402-MGS-D31	SCREW, SPECIAL, 4X10 .....	4		
3	33404-MGS-J31	LENS COMP., R. WINKER .....			
		(R. FR./L. RR.)	2		
4	33450-KZZ-901	WINKER ASSY., L. FR.(12V 21W)	1		
5	33454-MGS-J31	LENS COMP., L. WINKER .....			
		(L. FR./R. RR.)	2		
6	33600-KZZ-901	WINKER ASSY., R. RR.(12V 21W)	1		
7	33650-KZZ-901	WINKER ASSY., L. RR.(12V 21W)	1		
8	34905-MGS-J31	BULB, WINKER(12V 21W)(TOSHIBA)	4		
9	94050-10000	NUT, FLANGE, 10MM .....	4		



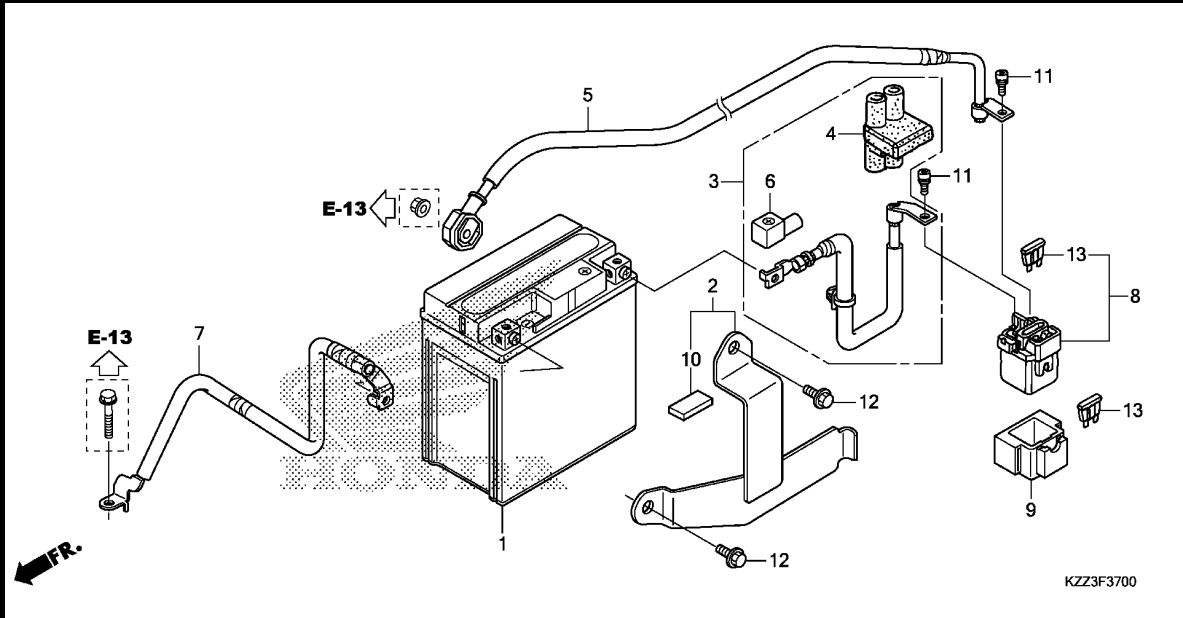
Ref. No.	L.O.N.	(Relative ref. Number) Description	F.R.T.
1	6161D5	TAILLIGHT UNIT .....	0.3
2	6111B4	CORD, TAILLIGHT .....	0.3
5	6161G1	BULB, TAILLIGHT .....	0.1
7	4131Y1	STAY, NUMBER PLATE BRACKET ...	0.3
8	6161P2	COVER, TAILLIGHT :RIGHT .....	0.3
9	6161P1	COVER, TAILLIGHT :LEFT .....	0.3
	6161S5	COVER, TAILLIGHT :BOTH .....	0.3
12	4131O5	FENDER A, REAR .....	0.1

Ref. No.	Part No.	Description	Reqd. QTY		Serial No.	Parts catalogue code
			CRF 250L D			
1	33703-KZZ-901	BASE COMP., TAILLIGHT .....	1			
2	33704-KZZ-901	CORD COMP., TAILLIGHT .....	1			
3	33741-KPL-902	REFLECTOR, REFLEX .....	1			
4	33741-KTG-U01	REFLECTOR, FR. REFLEX(AMBER) (RR.)	2	-----	----- U	
5	34906-KRM-851	BULB, TAIL & STOP LIGHT (12V 21/5W)(PHILIPS)	1			
6	77302-473-000	COLLAR, PILLION SEAT .....	2			
7	80110-KZZ-900	STAY, NUMBER PLATE BRACKET ..	1			
8	80115-KZZ-900	COVER, R. TAILLIGHT .....	1			
9	80116-KZZ-900	COVER, L. TAILLIGHT .....	1			
10	83545-KCJ-690	RUBBER, SIDE COVER .....	3			
11	84700-KZZ-960	STAY, NUMBER PLATE .....	1	-----	----- U	
12	84701-KZZ-930	BRACKET, NUMBER PLATE .....	1	-----	----- E,ED,F,PH	
	84701-KZZ-900	.....	1	-----	----- U	
13	84710-MEE-650	PLATE, NUMBER PLATE BACK ...	1	-----	----- U	
14	90001-961-670	COLLAR, SIDE MOUNTING .....	1			
15	90106-MGC-000	SCREW, PAN, 6X10 .....	2			
16	90110-KZZ-900	BOLT, FLANGE, 6MM .....	4			
17	90117-KZZ-900	NUT, SET(6MM) .....	2			
18	90175-MCT-640	COLLAR, FUEL TANK .....	2	-----	----- U	
19	90301-KGH-901	NUT, U, 6MM(FUJI SEIMITSU) ..	2	-----	----- U	
20	90301-KWN-901	NUT, U, 5MM .....	1			
21	90305-GK8-000	NUT, CLIP, 6MM .....	2			
22	90852-KPP-T00	PLUG, HOLE .....	1	-----	----- U	



KZZ3F3600

Ref. No.	Part No.	Description	Reqd. QTY		Serial No.	Parts catalogue code
			CRF	250L D		
23	93500-06018-0G	SCREW, PAN, 6X18 .....	1			
24	93500-06022-0A	SCREW, PAN, 6X22 .....	2			
25	93903-24320	SCREW, TAPPING, 4X12 .....	1			
26	94050-06000	NUT, FLANGE, 6MM .....	2		----- U	
27	95701-06012-00	BOLT, FLANGE, 6X12 .....	2			
28	95701-08014-00	BOLT, FLANGE, 8X14 .....	2			
29	96001-06020-00	BOLT, FLANGE, 6X20 .....	2		----- U	



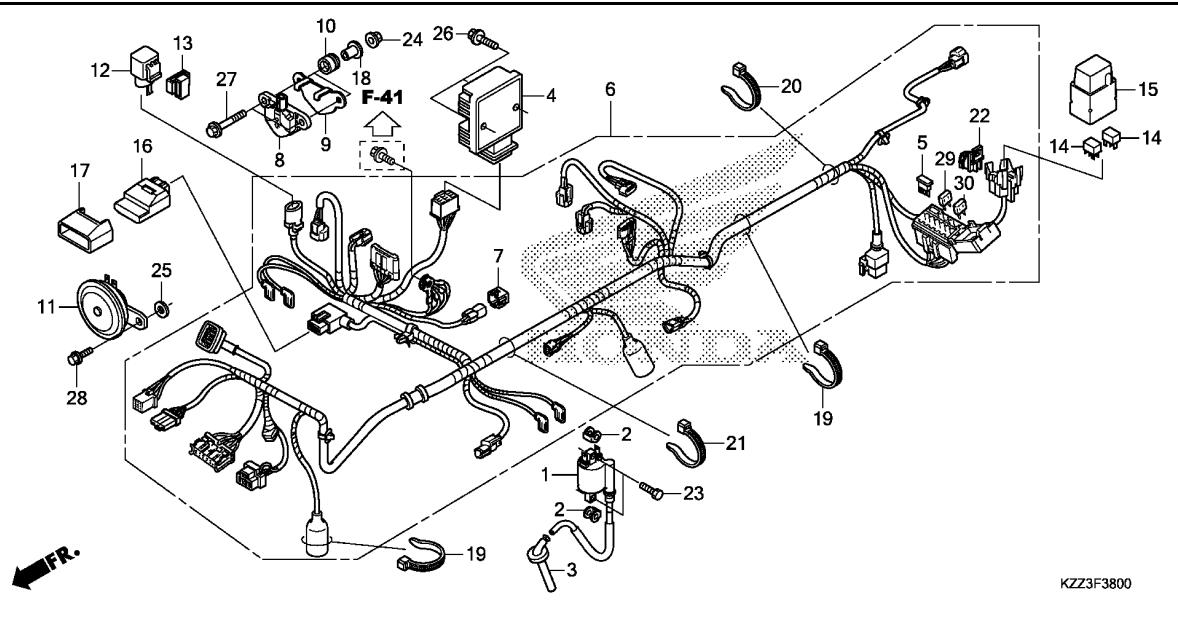
Ref. No.	L.O.N.	(Relative ref. Number) Description	F.R.T.
1	610100	BATTERY .....	0.2
3	610105	CABLE, POSITIVE BATTERY .....	0.1
5	612115	CABLE, STARTER MOTOR .....	0.3
7	610110	CABLE, NEGATIVE BATTERY .....	0.2
8	615113	SWITCH, STARTER MAGNETIC .....	0.3

Ref. No.	Part No.	Description	Reqd. QTY	Serial No.	Parts catalogue code
			CRF 250L D		
1	31500-KZZ-931	BATTERY ASSY. (YTX7L-BS) (GS YUASA)	1		
2	31510-KZZ-900	BAND, BATTERY .....	1		
3	32401-KZZ-900	CABLE, STARTER MAGNETIC	1		
4	32406-MFF-D00	COVER, STARTER MAGNETIC TERMINAL	1		
5	32410-KZZ-900	CABLE, STARTER MOTOR .....	1		
6	32414-GAG-000	COVER, BATTERY TERMINAL .....	1		
7	32601-KZZ-900	CABLE, BATTERY EARTH .....	1		
8	35850-MT4-000	SWITCH ASSY., STARTER MAGNETIC	1		
9	35856-MT3-000	RUBBER, SHOCK .....	1		
10	50383-KZZ-900	RUBBER, BATTERY (10X20X3) .....	1		
11	90111-MR5-000	BOLT, SOCKET, 5X9 .....	2		
12	95701-06010-00	BOLT, FLANGE, 6X10 .....	2		
13	98200-33000	FUSE, BLADE (30A) .....	2		

F-38

WIRE HARNESS

H 5



Ref. No.	L.O.N.	(Relative ref. Number) Description	F.R.T.
1	614105	COIL, IGNITION .....	0.6
4	6131B2	RECTIFIER, REGULATE .....	0.4
6	611100	HARNESS, WIRE .....	0.9
8	617125	SENSOR, BANK ANGLE .....	0.3
11	616169	HORN .....	0.1
12	6111C3	RELAY, WINKER .....	0.2
14	6111D9	RELAY, FAN CONTROL .....	0.2
	6111G1	RELAY, FUEL PUMP .....	0.2
16	618135	ENGINE CONTROL MODULE(ECM) ...	0.4

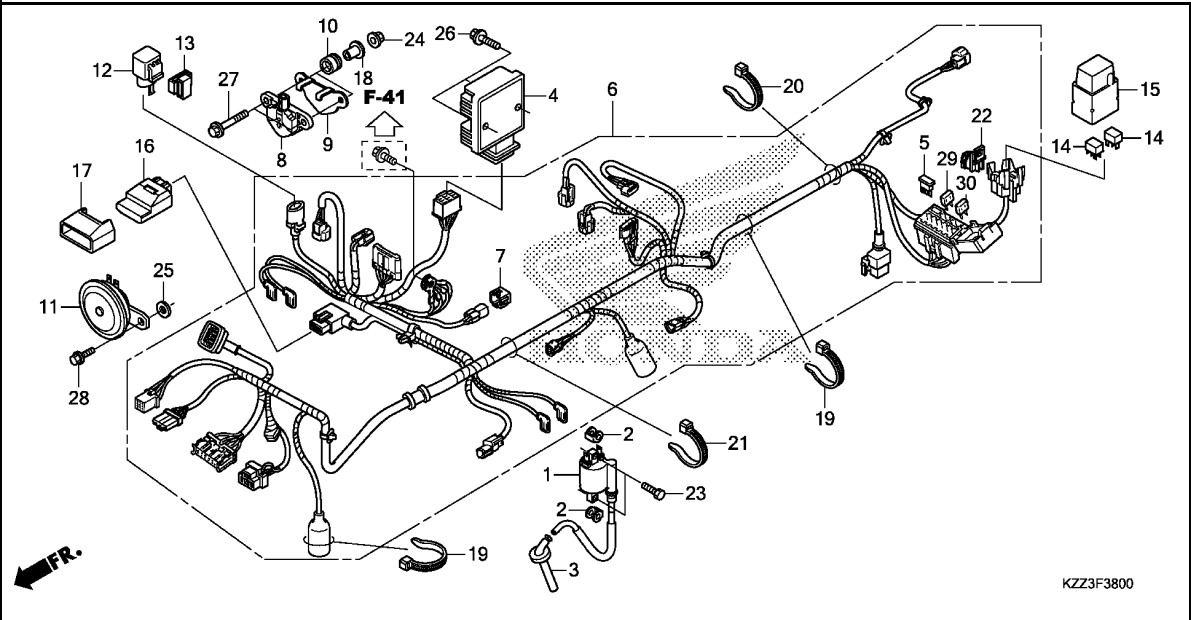
3

Ref. No.	Part No.	Description	Reqd. QTY	Serial No.	Parts catalogue code
			CRF 250L D		
1	30510-KZZ-901	COIL COMP., IGNITION .....	1		
2	30520-GFM-900	SPACER, IGNITION COIL .....	2		
3	30700-KZZ-901	CAP ASSY., NOISE SUPPRESSOR ..	1		
4	31600-KVK-901	RECTIFIER ASSY., REGULATOR ..	1		
5	31730-MAS-601	DIODE ASSY., THREE WAY (SUMITOMO)	1		
6	32100-KZZ-930	HARNESS, WIRE .....	1		
7	32606-GEV-761	CAP, DUMMY(4P)(RED) .....	1		
8	35160-KVS-751	SENSOR ASSY., BANK ANGLE(M6)	1		
9	35161-KZZ-900	STAY, BANK ANGLE SENSOR .....	1		
10	37244-MM4-000	RUBBER, SPEEDOMETER MOUNTING	2		
11	38110-KYJ-901	HORN COMP.(HIGH) .....	1		
12	38301-KYJ-641	RELAY COMP., WINKER .....	1		
13	38306-GE7-000	SUSPENSION, WINKER RELAY .....	1		
14	38501-KWN-901	RELAY COMP., POWER (MICRO ISO 4P)(OMRON)	2		
15	38506-KZZ-900	COVER, RELAY(2P) .....	1		
16	38770-KZZ-932	PGM-FI UNIT .....	1		
17	38771-KZZ-900	SUSPENSION, ENGINE CONTROL UNIT	1		
18	90502-KS5-000	COLLAR, 19X6.2X13.5 .....	2		
19	90651-KV6-003	BAND, WIRE, 165MM(BLACK) .....	2		
20	90652-KT1-771	BAND, WIRE(BLACK) .....	1		
21	90679-SG9-E01	BAND, SUCTION HOSE(BLACK) ...	1		
22	91565-SOX-003	CLIP, COUPLER(DARK GREEN) ...	1		

# F-38

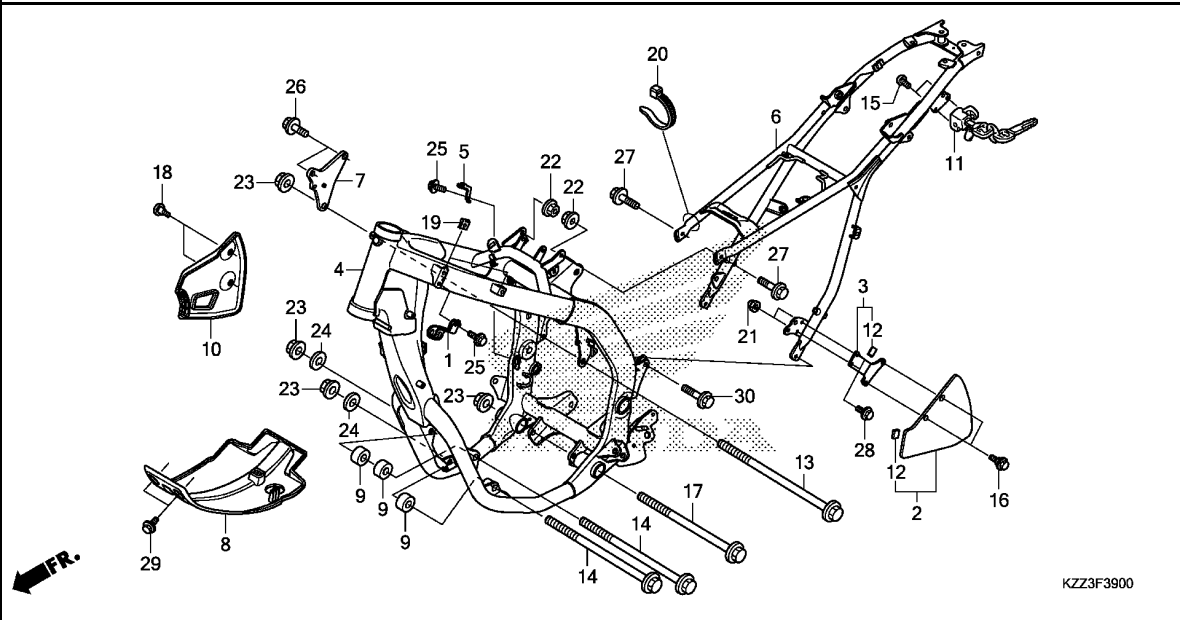
# WIRE HARNESS

H 6



Ref. No.	Part No.	Description	Reqd. QTY		Serial No.	Parts catalogue code
			CRF	250L D		
23	92101-06020-4J	BOLT, HEX., 6X20 .....	2			
24	94050-06000	NUT, FLANGE, 6MM .....	2			
25	94102-08000	WASHER, PLAIN, 8MM .....	1			
26	95701-06020-00	BOLT, FLANGE, 6X20 .....	2			
27	95701-06030-00	BOLT, FLANGE, 6X30 .....	2			
28	95701-08014-00	BOLT, FLANGE, 8X14 .....	1			
29	98200-40500	FUSE, MINI (5A) .....	2			
30	98200-41000	FUSE, MINI (10A) .....	6			

3

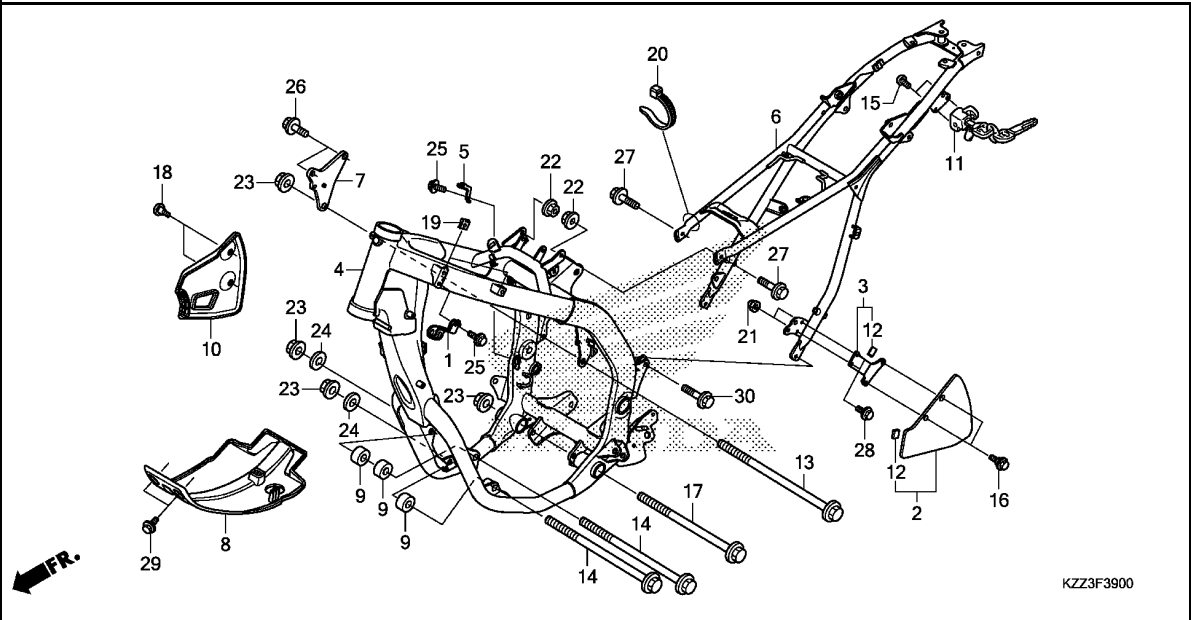


Ref. No.	L.O.N.	(Relative ref. Number) Description	F.R.T.
4	410100	BODY, FRAME ..... .INCLUDES: Engine removal and installation	6.0
6	4101A5	FRAME :REAR .....	1.3
8	410135	PLATE, SKID .....	0.1
10	4101A0	GUARD, STEP .....	0.1
11	410197	LOCK, HELMET .....	0.2

KZZ3F3900

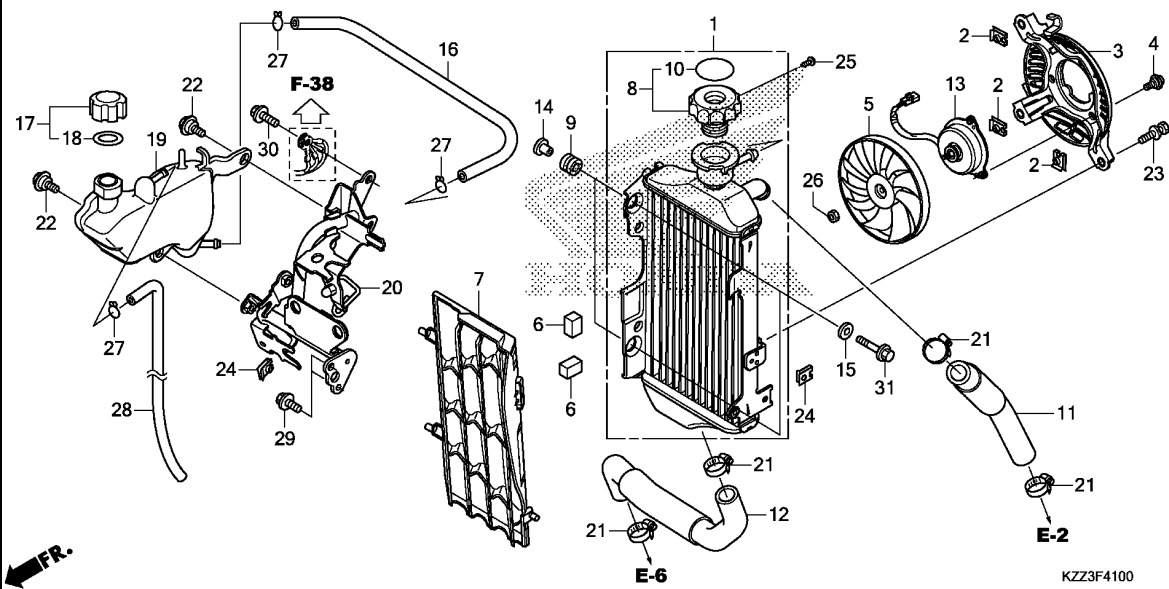


Ref. No.	Part No.	Description	Reqd. QTY	Serial No.	Parts catalogue code
			CRF 250L D		
1	32111-KZZ-900	CLAMPER, HARNESS .....	1		
2	40515-KZZ-960	COVER, DRIVE CHAIN .....	1	----- U	
3	40516-KZZ-960	STAY, DRIVE CHAIN COVER .....	1	----- U	
4	50100-KZZ-900ZB	BODY COMP., FRAME *NH146M*	1		
		ACCURATE SILVER METALLIC	1		
5	50175-KZZ-900	STAY, STOP SWITCH .....	1		
6	50200-KZZ-900ZB	BODY COMP., RR. FRAME *NH146M*	1		
		ACCURATE SILVER METALLIC	1		
7	50351-KZZ-900	PLATE, R. ENGINE HANGER .....	1		
8	50355-KZZ-900	PLATE, SKID .....	1		
9	50361-KZZ-900	COLLAR, ENGINE HANGER .....	3		
10	50615-KZZ-900	GUARD, HEEL .....	1		
11	50710-KCZ-J71	HOLDER ASSY., HELMET .....	1		
12	64341-KWW-A00	RUBBER, CUSHION .....	2	----- U	
13	90102-KZZ-900	BOLT, FLANGE, 10X150 .....	1		
14	90104-HP6-A00	BOLT, FLANGE, 10X140 .....	2		
15	90105-KGA-B00	BOLT, ONE-WAY, 6X10 .....	2		
16	90111-KZZ-900	BOLT, FLANGE, 6MM .....	2	----- U	
17	90127-KR3-000	BOLT, FLANGE, 10X130 .....	1		
18	90133-KPP-T00	SCREW, PAN, 6X14 .....	2		
19	90201-KPR-901	NUT, CLIP, 6MM .....	4		
20	90651-MA6-720	BAND, WIRE HARNESS .....	1		
21	94021-06000-0S	NUT, CAP, 6MM .....	2	----- U	



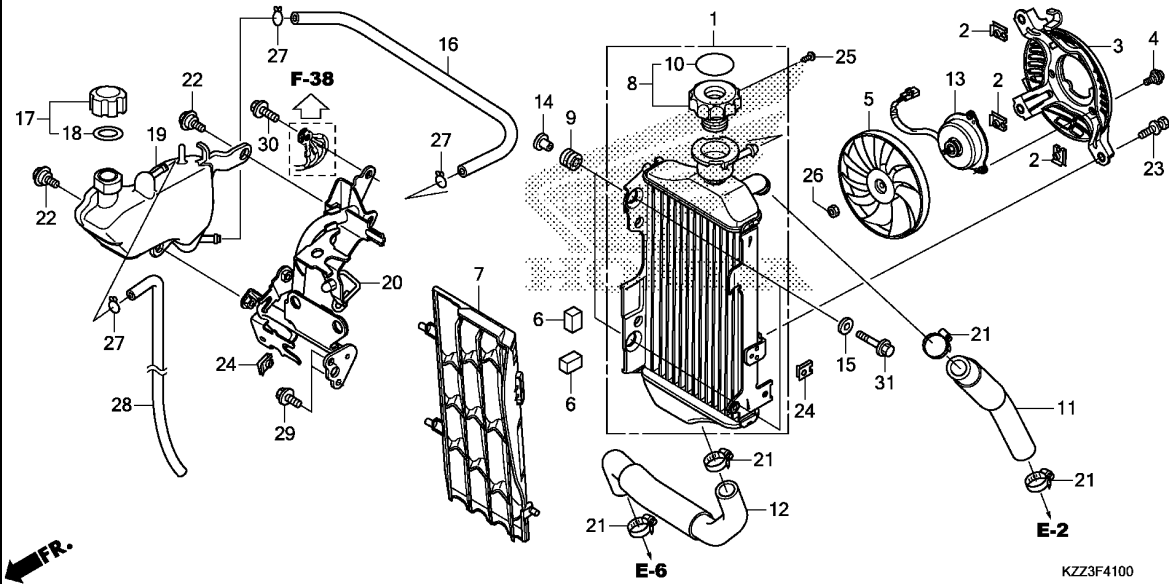
KZZ3F3900

Ref. No.	Part No.	Description	Reqd. QTY		Serial No.	Parts catalogue code
			CRF	250L D		
22	94050-08000	NUT, FLANGE, 8MM .....	2			
23	94050-10000	NUT, FLANGE, 10MM .....	4			
24	94101-10800	WASHER, PLAIN, 10MM .....	2			
25	95701-06012-00	BOLT, FLANGE, 6X12 .....	2			
26	95701-08016-00	BOLT, FLANGE, 8X16 .....	2			
27	95701-08018-00	BOLT, FLANGE, 8X18 .....	2			
28	96001-06010-00	BOLT, FLANGE, 6X10 .....	2	----- U		
29	96300-06010-08	BOLT, FLANGE, 6X10 .....	2			
30	96300-08020-00	BOLT, FLANGE, 8X20 .....	2			



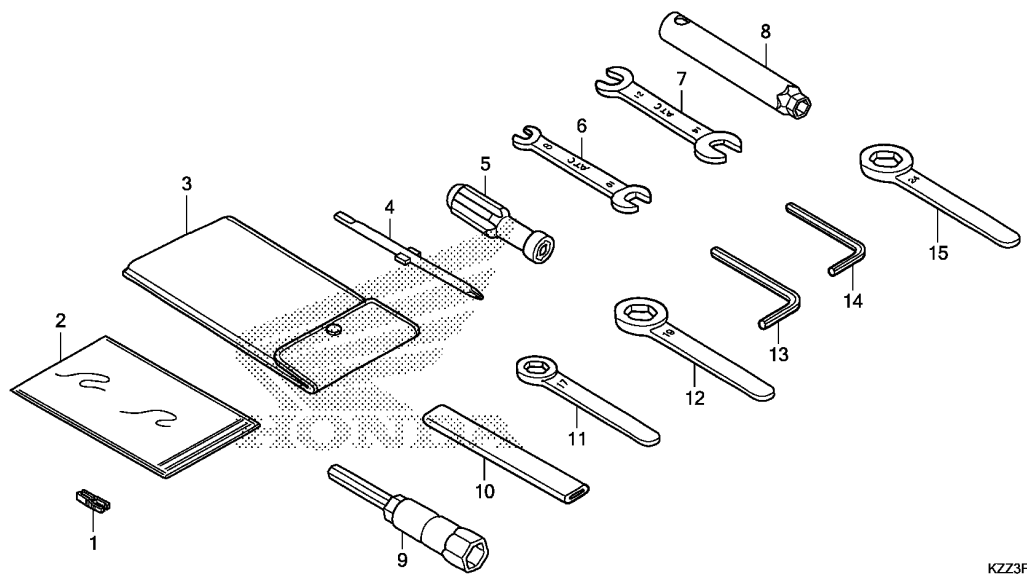
Ref. No.	L.O.N.	(Relative ref. Number) Description	F.R.T.
1	1151C3	RADIATOR .....	0.3
3	115125	SHROUD, RADIATOR .....	0.2
5	1151A6	FAN, COOLING .....	0.2
7	1151B1	GRILLE, RADIATOR .....	0.1
8	1151B8	CAP, RADIATOR .....	0.1
11	115103	HOSE, RADIATOR :UPPER .....	0.3
12	115104	HOSE, RADIATOR :LOWER .....	0.3
13	1151A7	MOTOR, FAN .....	0.3
16	1151E5	TUBE, RADIATOR RESERVE TANK ..	0.2
19	115110	TANK, RADIATOR RESERVE .....	0.3
20	4101CR	STAY, RADIATOR RESERVE TANK ..	0.5

Ref. No.	Part No.	Description	Reqd. QTY	Serial No.	Parts catalogue code
			CRF 250L D		
1	19010-KZZ-931	RADIATOR COMP.(T.RAD) .....	1		
2	19014-KEA-003	NUT, SETTING(6MM) .....	3		
3	19015-KZZ-901	SHROUD COMP. ....	1		
4	19016-KEA-003	SCREW, PAN, 4X8.5 .....	3		
5	19020-KVZ-631	FAN COMP., COOLING .....	1		
6	19022-KZZ-900	RUBBER, RADIATOR .....	2		
7	19034-KZZ-900	GRILLE, RADIATOR .....	1		
8	19045-KPC-871	CAP COMP., RADIATOR .....	1		
9	19051-KRN-000	RUBBER, RADIATOR MOUNTING ...	2		
10	19055-KPC-871	SEAL, RADIATOR CAP(PICTOGRAPH)	1		
11	19062-KZZ-900	HOSE, RADIATOR UPPER .....	1		
12	19067-KZZ-900	HOSE, RADIATOR LOWER .....	1		
13	19080-KZZ-901	MOTOR ASSY., FAN(T.RAD) .....	1		
14	19091-KZZ-900	COLLAR, RADIATOR MOUNTING ...	2		
15	19092-KZZ-900	WASHER, RADIATOR MOUNTING ...	2		
16	19101-KZZ-900	TUBE, RESERVE TANK .....	1		
17	19105-MG8-000	CAP ASSY., RESERVE TANK .....	1		
18	19107-MG8-000	PACKING, RESERVE TANK .....	1		
19	19110-KZZ-900	TANK, RADIATOR RESERVE .....	1		
20	19150-KZZ-900	STAY, RESERVE TANK .....	1		
21	19517-ML7-691	CLAMP, HOSE, 22-29MM .....	4		
22	90110-KZZ-900	BOLT, FLANGE, 6MM .....	2		
23	90120-KCR-003	BOLT-WASHER, 6X16 .....	3		
24	90201-KPR-901	NUT, CLIP, 6MM .....	2		
25	93901-22020	SCREW, TAPPING, 3X6 .....	1		



KZZ3F4100

Ref. No.	Part No.	Description	Reqd. QTY		Serial No.	Parts catalogue code
			CRF	250L D		
26	94001-03000-0S	NUT, HEX., 3MM .....	1			
27	95002-02100	CLIP, TUBE(B10) .....	3			
28	95005-55890-20	TUBE(5.3X890) .....	1			
29	95701-06010-00	BOLT, FLANGE, 6X10 .....	2			
30	95701-06014-00	BOLT, FLANGE, 6X14 .....	1			
31	96001-06028-00	BOLT, FLANGE, 6X28 .....	2			



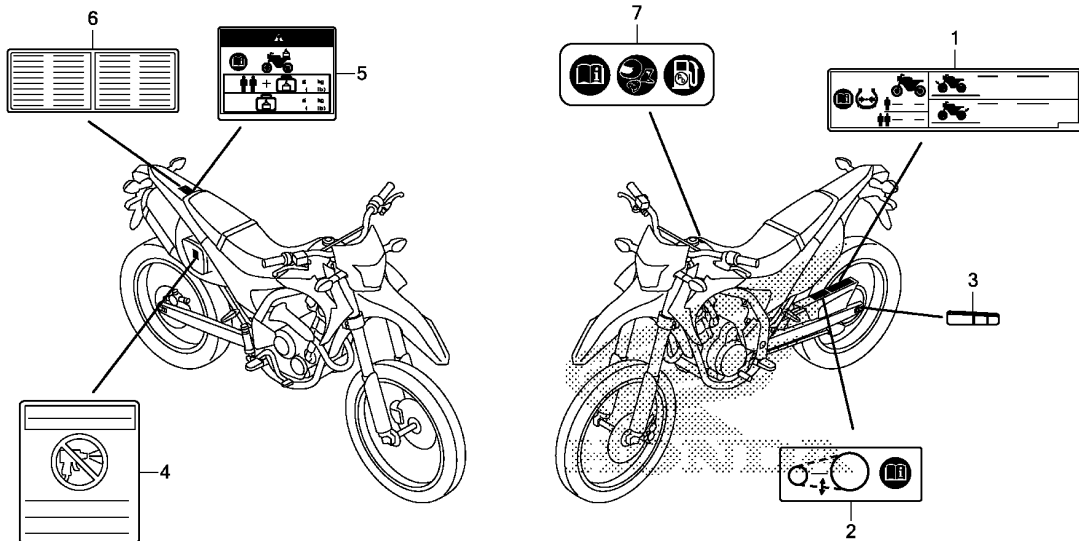
KZZ3F4800

Ref. No.	L.O.N.	(Relative ref. Number) Description	F.R.T.
----------	--------	------------------------------------	--------

NO INFORMATION .....

3

Ref. No.	Part No.	Description	Reqd. QTY	Serial No.	Parts catalogue code
			CRF 250L D		
1	38235-S04-003	PULLER, MINI FUSE(SUMITOMO) -	1		
2	77250-KZZ-900	BAG, OWNERS MANUAL .....	1		
3	89101-MC7-000	BAG, TOOL .....	1		
4	89102-538-000	DRIVER, SCREW(NO.2 + -) .....	1		
5	89103-538-000	GRIP .....	1		
6	89211-KWW-601	SPANNER, 8X10(ATC) .....	1		
7	89213-KWW-601	SPANNER, 12X14(ATC) .....	1		
8	89215-KZZ-900	WRENCH, BOX .....	1		
9	89216-KYJ-900	WRENCH, PLUG(16.5) .....	1		
10	89217-KGH-900	HANDLE, EYE WRENCH .....	1		
11	89218-MF5-000	WRENCH, EYE, 17MM .....	1		
12	89219-KWW-601	WRENCH, EYE, 19MM .....	1		
13	89221-371-000	WRENCH, HEX., 6MM .....	1		
14	89221-429-000	WRENCH, HEX., 5MM .....	1		
15	99006-24000	WRENCH, EYE, 24MM .....	1		

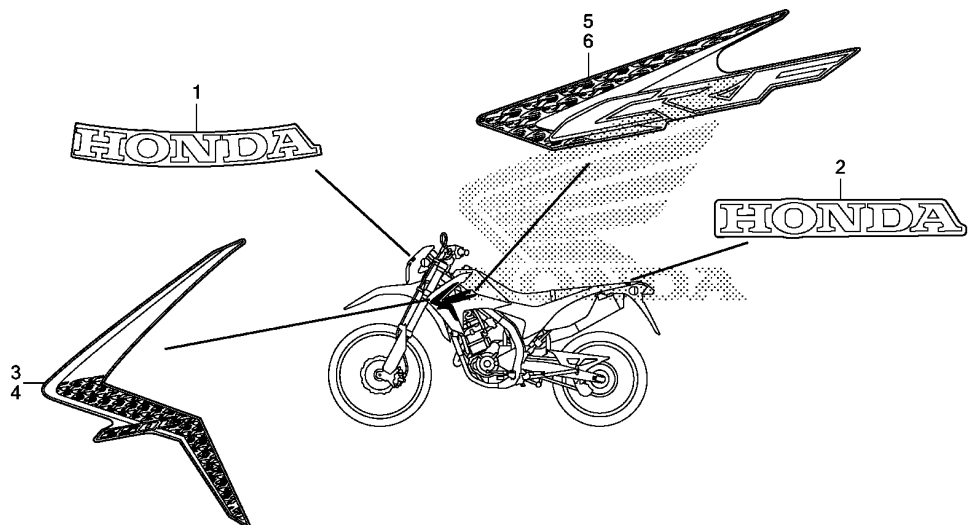


Ref. No.	L.O.N. (Relative ref. Number)	Description	F.R.T.
----------	-------------------------------	-------------	--------

NO INFORMATION .....

KZZ3F4900

Ref. No.	Part No.	Description	Reqd. QTY		Serial No.	Parts catalogue code
			CRF	250L D		
1	87505-KZZ-930	LABEL, TIRE .....	1			
2	87507-KSJ-E30	LABEL, DRIVE CHAIN .....	1			
3	87508-KZZ-900	LABEL, CHAIN ADJUSTER .....	1			
4	87509-KWP-900	LABEL, AIR CLEANER ELEMENT				
5	87512-KZZ-930	LABEL, ACCESSORIES & LOADING	1		----- PH	
		NOTICE	1		----- E,ED,F,U	
6	87560-MZ1-620	LABEL, FRENCH TRANSLATION ...	1		----- E,ED,F	
7	87586-MGN-D00	LABEL, FUEL & DRIVE .....	1			



KZZ3F5000

Ref. No.	L.O.N.	(Relative ref. Number)	Description	F.R.T.
----------	--------	------------------------	-------------	--------

NO INFORMATION .....

3

Ref. No.	Part No.	Description	Reqd. QTY	Serial No.	Parts catalogue code
			CRF 250L D		
1	86101-KZZ-900ZC	MARK, HONDA (70MM) *TYPE1*..... (FR.)	1		
2	86102-KZZ-900ZC	MARK, HONDA (70MM) *TYPE1*..... (RR.)	1		
3	86191-KZZ-900ZD	STRIPE, R. FR. SHROUD *TYPE1*.....	1		
4	86192-KZZ-900ZD	STRIPE, L. FR. SHROUD *TYPE1*.....	1		
5	86193-KZZ-900ZD	STRIPE, R. RR. SHROUD *TYPE1*.....	1		
6	86194-KZZ-900ZD	STRIPE, L. RR. SHROUD *TYPE1*.....	1		







# PART NO. INDEX

Part Number	Address	Page	Ref.	Part Number	Address	Page	Ref.	Part Number	Address	Page	Ref.	Part Number	Address	Page	Ref.
90404-KYJ-902	D11	35	16	91015-MCA-003	E6	46	16	93903-24320	G2	65	11	95701-06010-00	H4	83	12
90405-KYJ-900	E4	44	23	91053-719-005	D10	34	27		H3	82	25		H10	89	29
90406-KYJ-900	E4	44	24	91059-KY2-711	F6	53	18	93903-25480	G5	68	23	95701-06012-00	H3	82	27
90407-KYJ-900	E5	45	25	91070-GC4-601	G14	77	24	93903-26380	F14	61	24		H8	87	25
90408-KYJ-900	E5	45	26	91071-KV3-005	G15	78	16	93913-142J0	G9	72	25	95701-06012-08	G6	69	26
90410-GCC-000	D2	26	19	91071-MY1-005	G15	78	17	93913-15510	G16	79	11	95701-06014-00	D7	31	12
90418-KYJ-900	D2	26	20	91072-MY1-005	G15	78	18	93913-25380	F2	49	6		E5	45	39
90423-KW6-900	D9	33	23	91101-121-691	E6	46	17	93913-25480	F1	48	13		H10	89	30
90433-MEY-670	E3	43	4	91105-KSP-910	D2	26	22					95701-06018-00	E1	41	17
90434-KPS-900	D11	35	17	91107-KYJ-902	D12	36	5	94000				95701-06020-00	G10	73	11
	E2	42	10	91203-KSP-911	E6	46	18						H6	85	26
90435-HB3-000	E6	46	14	91204-KK0-003	D10	34	28	94001-03000-0S	H10	89	26	95701-06025-00	D15	39	16
90438-463-000	F16	63	19	91205-KF0-003	D10	34	29	94002-08000-0S	F4	51	28	95701-06030-00	H6	85	27
90439-463-000	G10	73	9	91207-KYJ-901	E5	45	37		F14	61	25	95701-06045-00	D16	40	8
90443-KR0-000	E1	41	12	91212-422-006	F13	60	22	94021-06000-0S	H7	86	21	95701-06120-00	D2	26	25
90451-KYJ-900	E5	45	27	91251-KZZ-901	F12	59	14	94050-06000	F5	52	20	95701-08014-00	H3	82	28
90452-KYJ-900	E5	45	28	91253-033-003	F16	63	20		H3	82	26		H6	85	28
90453-KYJ-900	E5	45	29	91254-KS6-003	G14	77	25		H6	85	24	95701-08016-00	H8	87	26
90454-KPS-900	E5	45	30		G15	78	19	94050-06070	F4	51	29	95701-08018-00	H8	87	27
90454-KYJ-900	E5	45	31	91254-MEJ-003	F10	57	29	94050-06080	G1	64	17	95701-08020-00	F2	49	8
90454-MC7-000	D2	26	21	91262-KV3-831	G15	78	20	94050-08000	G9	72	26	95701-08035-02	G9	72	28
90455-KYJ-900	E5	45	32	91301-KYJ-901	D10	34	30		H8	87	22				
90457-KRM-840	E6	46	15		D16	40	6	94050-10000	H1	80	9	96000			
90463-ML7-000	D9	33	24		E1	41	13		H8	87	23				
90501-KZ4-J40	G15	78	15	91301-P7A-004	E7	47	20	94101-08000	G11	74	10	96001-06010-00	H8	87	28
90502-KS5-000	H5	84	18	91302-KYJ-901	D10	34	31	94101-10800	G15	78	21	96001-06010-07	G12	75	9
90508-KZZ-900	F3	50	24	91303-377-000	D13	37	8		H8	87	24	96001-06018-00	G4	67	16
90543-MV9-670	D1	25	8	91306-MG3-000	D7	31	11	94102-08000	H6	85	25	96001-06020-00	H3	82	29
90544-283-000	F10	57	28	91307-035-000	D10	34	32	94102-10000	G11	74	11	96001-06020-07	F4	51	30
90545-300-000	F5	52	16	91309-425-003	D15	39	13	94103-04000	G9	72	27	96001-06022-07	F5	52	21
	F13	60	21	91320-MB0-000	D15	39	14	94103-05700	F2	49	7	96001-06028-00	H10	89	31
90601-KAF-003	G10	73	10	91322-PT0-004	D10	34	33		G14	77	26	96001-06065-00	G1	64	21
90601-KYJ-900	E5	45	33	91356-KWV-000	D13	37	9	94109-12000	E1	41	14	96100-60010-00	D11	35	19
90602-KYJ-900	E5	45	34	91356-KZ3-003	F10	57	30	94201-20120	F14	61	26	96100-60013-00	D10	34	36
90611-KZZ-901	E7	47	19	91533-S04-003	F4	51	25	94201-20150	G11	74	12	96100-63040-00	E5	45	40
90650-KW3-000	F6	53	17		F6	53	19	94201-20180	G11	74	13	96140-62020-10	F12	59	15
	G7	70	9	91565-S0X-003	H5	84	22	94301-08140	D2	26	22	96140-62030-00	E5	45	41
90651-KV6-003	H5	84	19					94301-10160	D1	25	9	96140-63030-10	F16	63	21
90651-MA5-671	F5	52	17	92000				94301-12160	D2	26	24	96220-30085	E6	46	20
90651-MA6-720	H7	86	20						D8	32	3	96300-06010-08	H8	87	29
90652-KT1-771	H5	84	20	92101-06020-4J	H6	85	23		D10	34	34	96300-06014-00	F14	61	28
90652-KZZ-901	F2	49	5	92900-08022-3E	D2	26	23		D16	40	7	96300-08020-00	H8	87	30
	G5	68	22						E1	41	15	96300-08035-00	F6	53	20
90679-SG9-E01	H5	84	21	93000				94302-08140	D10	34	35	96300-08040-00	G9	72	29
90683-MBW-003	G2	65	10						D13	37	10	96600-06016-00	D14	38	5
90702-KFM-900	D10	34	25	93404-06020-00	F8	55	3		E1	41	16	96600-06035-00	D14	38	6
	D16	40	5	93404-06028-00	G7	70	10	94510-14000	E6	46	19	96600-08020-10	D14	38	7
90741-KFB-000	E3	43	5	93500-05010-1H	E7	47	21	94520-37000	E5	45	38				
90742-KYJ-900	E2	42	11	93500-05016-0A	F14	61	23					98000			
90852-KPP-T00	H2	81	22	93500-05022-0G	F4	51	26	95000							
				93500-06018-0G	H3	82	23								
91000				93500-06022-0A	H3	82	24	95001-45300-40	G1	64	18	98200-33000	H4	83	13
				93600-04012-1G	F5	52	18	95001-45380-40	G1	64	19	98200-40500	H6	85	29
91003-KYJ-901	E5	45	35	93892-05012-08	D15	39	15	95002-02080	G1	64	20	98200-41000	H6	85	30
91005-KYJ-901	E5	45	36	93892-05012-18	E7	47	22	95002-02100	H10	89	27	99000			
91008-KYJ-901	E3	43	6	93893-04012-17	F5	52	19	95003-19042-10	G5	68	24				
91009-KYJ-901	D10	34	26	93901-22020	H9	88	25	95005-55890-20	H10	89	28	99006-24000	H11	90	15
91012-KYJ-901	D11	35	18	93901-32320	F4	51	27	95015-54000	F14	61	27				
91015-425-831	F7	54	8	93903-24280	G4	67	15	95018-56250	G6	69	25				

# PART NAME INDEX

J 1

Part name	Address	Page	Ref.	Part name	Address	Page	Ref.	Part name	Address	Page	Ref.
[ A ]											
ADJUSTER, CHAIN .....	F16	63	2	BODY COMP., RR. FRAME .....	H7	86	6	BOLT, FLANGE, 6X25 .....	D15	39	16
ARM COMP., EX. VALVE ROCKER ..	D4	28	5	BODY SET .....	E7	47	8	BOLT, FLANGE, 6X28 .....	H10	89	31
ARM COMP., IN. VALVE ROCKER ..	D4	28	4	BOLT-WASHER, 6X16 .....	H9	88	23	BOLT, FLANGE, 6X30 .....	D9	33	21
ARM SUB ASSY., CUSHION .....	G15	78	5	BOLT-WASHER, 6X20 .....	F8	55	3		D13	37	5
AXLE, FR. WHEEL .....	F12	59	3	BOLT-WASHER, 6X25 .....	D7	31	10		H6	85	27
AXLE, RR. WHEEL .....	F16	63	4	BOLT-WASHER, 6X28 .....	G7	70	10	BOLT, FLANGE, 6X32 .....	D2	26	16
				BOLT B, ADAPTER, 10MM .....	F3	50	20	BOLT, FLANGE, 6X39.5 .....	D2	26	17
				BOLT COMP., FR. FORK .....	F9	56	15	BOLT, FLANGE, 6X40 .....	E1	41	8
				BOLT, 6X1.0 .....	D11	35	13		G1	64	16
				BOLT, BRAKE DISK, 6X17 .....	F13	60	18	BOLT, FLANGE, 6X45 .....	D16	40	8
				BOLT, DISK, 6X17 .....	F12	59	13	BOLT, FLANGE, 6X60 .....	D9	33	22
				BOLT, DISK, 8X22 .....	F16	63	15	BOLT, FLANGE, 6X65 .....	G1	64	21
BAG, OWNERS MANUAL .....	H11	90	2	BOLT, DRAIN PLUG, 12MM .....	E1	41	11	BOLT, FLANGE, 6X70 .....	E1	41	9
BAG, TOOL .....	H11	90	3	BOLT, DRIVE SPROCKET FIXING ...	E4	44	22	BOLT, FLANGE, 8X14 .....	H3	82	28
BAND, AIR CLEANER CONNECTING TUBE	G6	69	25	BOLT, FLANGE, 10X103 .....	G15	78	10		H6	85	28
BAND, BATTERY .....	H4	83	2	BOLT, FLANGE, 10X127 .....	G15	78	9	BOLT, FLANGE, 8X16 .....	G8	71	20
BAND, INSULATOR .....	D2	26	7	BOLT, FLANGE, 10X130 .....	H7	86	17		H8	87	26
BAND, RESONATOR .....	G5	68	6	BOLT, FLANGE, 10X140 .....	H7	86	14	BOLT, FLANGE, 8X18 .....	H8	87	27
BAND, R. EX. PIPE .....	G8	71	15	BOLT, FLANGE, 10X150 .....	H7	86	13	BOLT, FLANGE, 8X20 .....	F2	49	8
BAND, SUCTION HOSE .....	H5	84	21	BOLT, FLANGE, 10X53 .....	G15	78	12		H8	87	30
BAND, TOOL .....	G4	67	9	BOLT, FLANGE, 12X50 .....	D14	38	3	BOLT, FLANGE, 8X32 .....	F11	58	15
BAND, WIRE .....	F6	53	17	BOLT, FLANGE, 12X88 .....	G15	78	11	BOLT, FLANGE, 8X35 .....	F6	53	20
	G7	70	9	BOLT, FLANGE, 5X14 .....	D1	25	6		G9	72	28
	H5	84	20	BOLT, FLANGE, 5X20 .....	E7	47	2	BOLT, FLANGE, 8X40 .....	F10	57	25
BAND, WIRE HARNESS .....	H7	86	20	BOLT, FLANGE, 6MM .....	F6	53	14		G9	72	29
BAND, WIRE, 165MM .....	H5	84	19		F7	54	6	BOLT, FLANGE, 8X45 .....	F6	53	15
BAR, SIDE STAND .....	G12	75	2		F10	57	26		F7	54	7
BASE COMP., CONTACT .....	F6	53	3		G5	68	20	BOLT, HANDLE LEVER PIVOT .....	F3	50	21
BASE COMP., TAILLIGHT .....	H2	81	1		G13	76	18		F5	52	14
BATTERY ASSY. ....	H4	83	1		G16	79	9	BOLT, HEAD COVER .....	D1	25	7
BEARING A, CRANKSHAFT .....	E1	41	4		H2	81	16	BOLT, HEX., 6X20 .....	E6	46	12
BEARING B, CRANKSHAFT .....	E1	41	4		H7	86	16		H6	85	23
BEARING C, CRANKSHAFT .....	E1	41	4		H9	88	22	BOLT, HEX., 8X47.5 .....	G13	76	19
BEARING D, CRANKSHAFT .....	E1	41	4	BOLT, FLANGE, 6X10 .....	G12	75	9	BOLT, HOOK, 8MM .....	G16	79	10
BEARING E, CRANKSHAFT .....	E1	41	4		H4	83	12	BOLT, MUFFLER PROTECTOR .....	G8	71	21
BEARING F, CRANKSHAFT .....	E1	41	4		H8	87	28	BOLT, OIL, 10X22 .....	F5	52	15
BEARING G, CRANKSHAFT .....	E1	41	4		H10	89	29		F13	60	20
BEARING, HEAD PIPE UPPER .....	F7	54	8	BOLT, FLANGE, 6X12 .....	G6	69	26	BOLT, ONE-WAY, 6X10 .....	H7	86	15
BEARING, NEEDLE .....	G15	78	16		H3	82	27	BOLT, ONE-WAY, 8MM .....	F6	53	13
BEARING, NEEDLE, 12X16X10 .....	D10	34	27		H8	87	25	BOLT, PIN .....	F11	58	8
BEARING, NEEDLE, 14MM .....	E6	46	17	BOLT, FLANGE, 6X120 .....	D2	26	25	BOLT, PROTECTOR .....	F10	57	24
BEARING, NEEDLE, 17X24X17 .....	G15	78	17		D7	31	12	BOLT, SEALING, 12MM .....	D2	26	4
BEARING, NEEDLE, 17X27X13 .....	E5	45	35	BOLT, FLANGE, 6X14 .....	E5	45	39	BOLT, SEALING, 16MM .....	E1	41	2
BEARING, NEEDLE, 20X26X20 .....	G14	77	24		F14	61	28	BOLT, SETTING .....	D15	39	6
	G15	78	18		H10	89	30	BOLT, SIDE STAND PIVOT .....	G12	75	6
BEARING, NEEDLE, 28X33X16.8 ..	D11	35	18	BOLT, FLANGE, 6X16 .....	D9	33	19	BOLT, SOCKET, 5X9 .....	H4	83	11
BEARING, NEEDLE, 29X34X24 .....	D12	36	5	BOLT, FLANGE, 6X18 .....	E1	41	17	BOLT, SOCKET, 6X16 .....	D14	38	5
BEARING, RADIAL BALL .....	E5	45	36		G4	67	16	BOLT, SOCKET, 6X35 .....	D14	38	6
BEARING, RADIAL BALL, 6001 .....	D10	34	36	BOLT, FLANGE, 6X20 .....	F4	51	30	BOLT, SOCKET, 8MM .....	F10	57	27
	D11	35	19		G10	73	11	BOLT, SOCKET, 8X20 .....	D14	38	7
BEARING, RADIAL BALL, 6001U ..	D10	34	26		G13	76	16	BOLT, SPECIAL, 6X18 .....	F1	48	11
BEARING, RADIAL BALL, 6202U ..	F12	59	15	BOLT, FLANGE, 6X22 .....	D2	26	15	BOLT, SPROCKET FIXING, 10X31 ..	F16	63	16
BEARING, RADIAL BALL, 6203U ..	E5	45	41		D7	31	9	BOLT, STUD, 10X178 .....	E1	41	10
BEARING, RADIAL BALL, 6204 .....	E3	43	6		H6	85	26	BOLT, STUD, 8X22 .....	D2	26	23
BEARING, RADIAL BALL, 6303U ..	F16	63	21	BOLT, FLANGE, 6X25 .....	D9	33	20	BOLT, SWINGARM PIVOT .....	G13	76	5
BEARING, RADIAL BALL, 6304 .....	E5	45	40		D13	37	4	BOLT, SWITCH SETTING .....	G12	75	7
BEARING, RADIAL BALL, 6905 .....	E6	46	16		F5	52	21	BOLT, TERMINAL .....	D15	39	7
BODY ASSY., THROTTLE .....	E7	47	7	BOLT, FLANGE, 6X25 .....	D9	33	20	BOLT, WASHER, 6X22 .....	F1	48	12
BODY COMP., FRAME .....	H7	86	4		D13	37	4	BOLT, WIRE ADJUSTING .....	F3	50	15

# PART NAME INDEX

J 2

Part name	Address	Page	Ref.	Part name	Address	Page	Ref.	Part name	Address	Page	Ref.
BOOT B .....	F11	58	10	CENTER, CLUTCH .....	D11	35	3	COLLAR, RR. AXLE DISTANCE .....	F16	63	6
	F15	62	12	CHAIN KIT, DRIVE .....	G13	76	1	COLLAR, RR. WHEEL .....	F16	63	5
BOOT COMP. ....	F5	52	3	CHAIN, CAM .....	D7	31	1	COLLAR, SIDE COVER .....	G4	67	11
	F13	60	5	CHAIN, DRIVE .....	G13	76	3	COLLAR, SIDE MOUNTING .....	H2	81	14
BOOT, MIRROR .....	F3	50	16		G14	77	27	COLLAR, SPLINE, 23MM .....	E4	44	18
BOOT, PIN BUSH .....	F11	58	9	CIRCLIP .....	F5	52	17	COLLAR, SPLINE, 25X10 .....	E4	44	13
	F15	62	11		F13	60	16	COLLAR, TANK SET .....	G1	64	4
BOX, TOOL .....	G4	67	7	CIRCLIP, EXTERNAL, 14MM .....	E6	46	19	COLLAR, TENSIONER .....	D7	31	3
BRACKET SUB ASSY., FR. CALIPER	F11	58	12	CIRCLIP, EXTERNAL, 20MM .....	E5	45	33	CONNECTOR, MASTER CYLINDER .....	F13	60	4
BRACKET SUB ASSY., RR. ....	F15	62	5	CIRCLIP, EXTERNAL, 25MM .....	E5	45	34	CORD COMP., OXYGEN SENSOR .....	D2	26	12
BRACKET, L. HANDLE LEVER .....	F3	50	11	CIRCLIP, INTERNAL, 37MM .....	E5	45	38	CORD COMP., TAILLIGHT .....	H2	81	2
BRACKET, NUMBER PLATE .....	H2	81	12	CIRCLIP, RR. MASTER CYLINDER ..	F13	60	11	COTTER, VALVE .....	D4	28	13
BRIDGE COMP., FORK TOP .....	F6	53	10	CLAMPER A, BRAKE HOSE .....	F9	56	1	COUNTERSHAFT .....	E4	44	3
BRUSH SET A, CARBON .....	D15	39	2	CLAMPER B, BRAKE HOSE .....	F9	56	2	COVER ASSY., CYLINDER HEAD .....	D1	25	1
BRUSH SET B, CARBON .....	D15	39	3	CLAMPER, HARNESS .....	H7	86	1	COVER ASSY., R. CRANKCASE .....	D9	33	1
BULB .....	F1	48	6	CLAMP, CORD .....	F1	48	3	COVER COMP., L. RR. ....	D13	37	2
BULB, HEADLIGHT .....	F1	48	5	CLAMP, HOSE .....	E7	47	19	COVER COMP., WATER PUMP .....	D9	33	13
BULB, TAIL & STOP LIGHT .....	H2	81	5	CLAMP, HOSE, 22-29MM .....	G8	71	17	COVER, BATTERY TERMINAL .....	H4	83	6
BULB, WINKER .....	H1	80	8		H9	88	21	COVER, DRIVE CHAIN .....	H7	86	2
BUSH, 20X23X17.4 .....	E4	44	15	CLAMP, MASTER CYLINDER OIL				COVER, FR. MUFFLER .....	G8	71	10
BUSH, GUIDE .....	F9	56	8		HOSE F13	60	10	COVER, FR. RESERVE TANK .....	G2	65	6
BUSH, SLIDER .....	F9	56	9	CLIP .....	F2	49	5	COVER, L. CRANKCASE .....	D13	37	1
					G5	68	22	COVER, L. HANDLE LEVER .....	F3	50	13
[ C ]				CLIP, BODY .....	G2	65	10	COVER, L. SIDE .....	G4	67	5
CABLE COMP. A, THROTTLE .....	F3	50	1	CLIP, BREATHER TUBE .....	G5	68	12	COVER, L. SIDE LOWER .....	G4	67	10
CABLE COMP. B, THROTTLE .....	F3	50	2		G7	70	13	COVER, L. TAILLIGHT .....	H2	81	9
CABLE COMP., CLUTCH .....	F3	50	3	CLIP, COUPLER .....	F4	51	25	COVER, O2 SENSOR .....	D2	26	13
CABLE, BATTERY EARTH .....	H4	83	7		F6	53	19	COVER, OIL FILTER .....	D9	33	5
CABLE, STARTER MAGNETIC					H5	84	22	COVER, REED VALVE .....	D1	25	5
	BATTERY H4	83	3	CLIP, PISTON PIN, 17MM .....	E2	42	5	COVER, RELAY .....	H5	84	15
CABLE, STARTER MOTOR .....	H4	83	5	CLIP, SUB TANK HOSE .....	G5	68	14	COVER, RR. MUFFLER .....	G8	71	14
CALIPER SUB ASSY., L. FR. ....	F11	58	11		G7	70	2	COVER, RR. RESERVE TANK .....	G2	65	7
CALIPER SUB ASSY., RR. ....	F15	62	4	CLIP, SWITCH COVER .....	G10	73	10	COVER, RUBBER .....	F1	48	2
CAMSHAFT COMP., EX. ....	D4	28	3	CLIP, TUBE .....	G1	64	20	COVER, R. HANDLE LEVER .....	F5	52	13
CAMSHAFT COMP., IN. ....	D4	28	2		H10	89	27	COVER, R. SIDE .....	G4	67	3
CAP ASSY., NOISE SUPPRESSOR ..	H5	84	3	COIL COMP., IGNITION .....	H5	84	1	COVER, R. TAILLIGHT .....	H2	81	8
CAP ASSY., RESERVE TANK .....	H9	88	17	COLLAR .....	F1	48	8	COVER, STARTER MAGNETIC			
CAP COMP., FUEL FILLER .....	G1	64	13		G1	64	10	TERMINAL H4	H4	83	4
CAP COMP., RADIATOR .....	H9	88	8	COLLAR A, CUSHION ARM .....	G15	78	2	COVER, THERMOSTAT .....	D2	26	9
CAP, 30MM .....	D13	37	7	COLLAR A, FENDER SETTING .....	G16	79	4	COVER, TOOL BOX .....	G4	67	6
CAP, AIR INJECTION SOLENOID				COLLAR B, FENDER SETTING .....	G16	79	5	CRANKCASE COMP., L. ....	E1	41	3
	VALVE G7	70	5	COLLAR COMP., FR. WHEEL SIDE ..	F12	59	4	CRANKCASE COMP., R. ....	E1	41	1
CAP, A.C. GENERATOR .....	D13	37	6	COLLAR C, CUSHION ARM .....	G15	78	3	CRANKSHAFT COMP. ....	E2	42	1
CAP, BLEEDER .....	F11	58	5					CUP COMP., OIL .....	F13	60	7
	F15	62	8	COLLAR, 19X6.2X13.5 .....	H5	84	18	CUSHION ASSY., RR. ....	G15	78	1
CAP, DUMMY .....	H5	84	7	COLLAR, 20X23X10.5 .....	E4	44	5	CUSHION RING, INJECTOR .....	E7	47	15
CAP, LOCK NUT .....	F3	50	17	COLLAR, 22X25X11 .....	E4	44	8	CUSHION, FUEL TANK PIVOT .....	G1	64	3
CAP, MASTER CYLINDER .....	F5	52	5	COLLAR, 25X28X10 .....	E4	44	11	CUSHION, SHROUD .....	G1	64	14
	F13	60	9	COLLAR, CENTER PIVOT DISTANCE ..	G13	76	7	CYLINDER COMP. ....	D8	32	1
CAP, OIL FILLER .....	D9	33	9	COLLAR, CONNECTING ROD .....	G15	78	6	CYLINDER SET, MASTER .....	F5	52	11
CAP, RIM HOLE .....	F12	59	2	COLLAR, ENGINE HANGER .....	H7	86	9	CYLINDER SUB ASSY., FR. BRAKE			
	F16	63	13	COLLAR, FR. AXLE DISTANCE .....	F12	59	5	MASTER F5	F5	52	4
CAP, RR. SWINGARM .....	G13	76	11	COLLAR, FR. FENDER .....	F8	55	1	CYLINDER SUB ASSY., RR. BRAKE			
CAP, STEERING STEM .....	F6	53	8	COLLAR, FUEL TANK .....	H2	81	18	MASTER F13	F13	60	6
CAP, SWINGARM DUST SEAL .....	G13	76	8	COLLAR, OIL PATH, 18MM .....	D9	33	3				
CAP, TAIL .....	G8	71	4	COLLAR, PILLION SEAT .....	G7	70	8	[ D ]			
CASE COMP., AIR CLEANER .....	G5	68	1	COLLAR, RADIATOR MOUNTING .....	H9	88	14	DAMPER COMP., FR. ....	F9	56	13
CASE, DRIVE CHAIN .....	G13	76	2					DAMPER, CONNECTOR .....	E7	47	16

# PART NAME INDEX

J 3

Part name	Address	Page	Ref.	Part name	Address	Page	Ref.	Part name	Address	Page	Ref.	
DIAPHRAGM .....	F5	52	8	GASKET, WATER PUMP COVER .....	D9	33	14	HOSE, RADIATOR UPPER .....	H9	88	11	
	F13	60	14	GEAR ASSY., BALANCER DRIVEN ...	E3	43	1	HOUSING, UNDER THROTTLE .....	F3	50	10	
DIODE ASSY., THREE WAY .....	H5	84	5	GEAR COMP., OIL PUMP .....	D16	40	3	HOUSING, UPPER THROTTLE .....	F3	50	9	
DISK B, CLUTCH FRICTION .....	D11	35	6	GEAR COMP., STARTER DRIVEN ....	D12	36	1	HUB SUB ASSY., FR. ....	F12	59	6	
DISK, CLUTCH FRICTION .....	D11	35	5	GEAR, BALANCER DRIVE .....	E2	42	6	HUB SUB ASSY., RR. ....	F16	63	7	
DISK, FR. BRAKE .....	F12	59	12	GEAR, COUNTERSHAFT FIFTH .....	E4	44	16	[ I ]				
DISK, RR. BRAKE .....	F16	63	14	GEAR, COUNTERSHAFT FOURTH .....	E4	44	12	IMPELLER, WATER PUMP .....	D9	33	11	
DOWEL PIN, 10X16 .....	D1	25	9	GEAR, COUNTERSHAFT LOW .....	E4	44	4	INJECTOR ASSY., FUEL .....	E7	47	13	
DOWEL PIN, 8X12 .....	D10	34	25	GEAR, COUNTERSHAFT SECOND .....	E4	44	7	INSULATOR .....	D15	39	9	
	D16	40	5	GEAR, COUNTERSHAFT SIXTH .....	E4	44	19	INSULATOR, THROTTLE BODY .....	D2	26	6	
DOWEL PIN, 8X14 .....	D2	26	22	GEAR, COUNTERSHAFT THIRD .....	E4	44	10	[ J ]				
DRIVER, SCREW .....	H11	90	4	GEAR, MAINSHAFT FIFTH .....	E4	44	14	JOINT, BRAKE ROD .....	F13	60	17	
DRUM, GEARSHIFT .....	E6	46	4	GEAR, MAINSHAFT SECOND .....	E4	44	6	JOINT, DRIVE CHAIN .....	G13	76	4	
DUCT, AIR CLEANER .....	G5	68	4	GEAR, MAINSHAFT SIXTH .....	E4	44	17	JOINT, TUBE .....	G1	64	15	
DUST SEAL, .....	F12	59	14	GEAR, MAINSHAFT THIRD & FOURTH	E4	44	9	[ K ]				
DUST SEAL, 17X20X2.5 .....	G10	73	8	GEAR, PRIMARY DRIVE .....	E2	42	8	KEY SET .....	F6	53	1	
DUST SEAL, 17X24X5 .....	G15	78	20	GEAR, STARTER REDUCTION .....	D12	36	3	KEY, BLANK .....	F6	53	4	
DUST SEAL, 20X26X4.5 .....	G14	77	25	GRILLE, RADIATOR .....	H9	88	7	KEY, WOODRUFF, 25X18 .....	E2	42	11	
	G15	78	19	GRIP .....	H11	90	5	KEY, WOODRUFF, 4MM .....	E3	43	5	
DUST SEAL, STEERING HEAD .....	F7	54	3	GRIP COMP., THROTTLE .....	F3	50	7	[ L ]				
DUST SEAL, STEERING UPPER .....	F7	54	2	GRIP, L. HANDLE .....	F3	50	8	LABEL, ACCESSORIES & LOADING ..	H12	91	5	
[ E ]				GROMMET, AIR CLEANER CASE .....	G4	67	4	LABEL, AIR CLEANER ELEMENT				
ELEMENT COMP., AIR CLEANER ...	G5	68	2	GROMMET, SPEAKER PANEL .....	G16	79	2	LABEL, CHAIN ADJUSTER .....	H12	91	3	
ELEMENT, OIL FILTER .....	D9	33	4	GUARD, HEAT .....	G8	71	11	LABEL, DRIVE CHAIN .....	H12	91	2	
EMBLEM, PRODUCT .....	F6	53	12	GUARD, HEEL .....	H7	86	10	LABEL, FRENCH TRANSLATION .....	H12	91	6	
[ F ]				GUARD, SIDE STAND SWITCH .....	G12	75	5	LABEL, FUEL & DRIVE .....	H12	91	7	
FAN COMP., COOLING .....	H9	88	5	GUIDE A, CAM CHAIN .....	D7	31	7	LABEL, RR. DAMPER .....	G15	78	8	
FASTENER, DUAL LOCK .....	G2	65	1	GUIDE B, CAM CHAIN .....	D7	31	5	LABEL, TIRE .....	H12	91	1	
FENDER SET B, RR. ....	G16	79	7	GUIDE, BRAKE HOSE .....	F13	60	3	LENS COMP., L. WINKER .....	H1	80	5	
FENDER SET, RR. ....	G16	79	6	GUIDE, CHAIN .....	G13	76	9	LENS COMP., R. WINKER .....	H1	80	3	
FENDER SUB ASSY., FR. ....	F8	55	2	GUIDE, CLUTCH CABLE .....	F6	53	11	LEVER COMP., CLUTCH .....	D9	33	16	
FLAP, TIRE .....	F12	59	11	GUIDE, CLUTCH OUTER .....	D11	35	2	LEVER, L. HANDLE .....	F3	50	14	
	F16	63	12	GUIDE, EX. VALVE .....	D2	26	3	LEVER, R. STEERING HANDLE .....	F5	52	12	
FLYWHEEL COMP. ....	D14	38	1	GUIDE, FR. BRAKE HOSE .....	F6	53	5	LID COMP., AIR CLEANER .....	G5	68	7	
FORK ASSY., L. FR. ....	F9	56	20	GUIDE, IN. VALVE .....	D2	26	2	LIFTER ASSY., TENSIONER .....	D7	31	4	
FORK ASSY., R. FR. ....	F9	56	3	GUIDE, PILLION STEP .....	G11	74	8	LOCK ASSY., POCKET LID .....	G4	67	2	
FORK, CENTER GEARSHIFT .....	E6	46	2	[ H ]								
FORK, L. GEARSHIFT .....	E6	46	1	HANDLE, EYE WRENCH .....	H11	90	10	[ M ]				
FORK, R. GEARSHIFT .....	E6	46	3	HARNES, WIRE .....	H5	84	6	MAINSHAFT .....	E4	44	1	
FUSE, BLADE .....	H4	83	13	HEADLIGHT UNIT COMP. ....	F1	48	1	MARK, HONDA .....	H13	92	1	
FUSE, MINI .....	H6	85	29	HEAD ASSY., CYLINDER .....	D2	26	1	METER ASSY., COMBINATION .....	F2	49	1	
			30	HINGE, TOOL BOX .....	G4	67	8	MIRROR COMP., L. ....	F3	50	19	
[ G ]				HOLDER ASSY., HELMET .....	H7	86	11	MIRROR COMP., R. ....	F3	50	18	
GASKET COMP., CYLINDER HEAD				HOLDER, BRUSH .....	D15	39	4	MOTOR ASSY., FAN .....	H9	88	13	
COVER	D1	25	3	HOLDER, L. LEVER BRACKET .....	F3	50	12	MOTOR ASSY., STARTER .....	D15	39	1	
GASKET, CYLINDER .....	D8	32	2	HOLDER, MASTER CYLINDER .....	F5	52	6	MUDGUARD .....	G16	79	1	
GASKET, CYLINDER HEAD .....	D2	26	5	HOLDER, UPPER .....	F6	53	7	MUFFLER COMP. ....	G8	71	5	
GASKET, EX. PIPE .....	G8	71	1	HORN COMP. ....	H5	84	11					
GASKET, L. CRANKCASE COVER .....	D13	37	3	HOSE COMP., FR. BRAKE .....	F5	52	2					
GASKET, OIL FILTER COVER .....	D9	33	6	HOSE COMP., FUEL FEED .....	E7	47	17					
GASKET, OIL PUMP .....	D16	40	2	HOSE COMP., RR. BRAKE .....	F13	60	2					
GASKET, R. CRANKCASE COVER .....	D9	33	2	HOSE COMP., RR. BRAKE MASTER								
GASKET, TENSIONER LIFTER .....	D7	31	6	CYLINDER	F13	60	8					
				HOSE, RADIATOR LOWER .....	H9	88	12					



# PART NAME INDEX

J 4

Part name	Address	Page	Ref.	Part name	Address	Page	Ref.	Part name	Address	Page	Ref.
[ N ]											
NUT-WASHER, 6MM	D15	39	12	O-RING, 1.5X9.5	D7	31	11	PLATE, IDLE AIR CONTROL VALVE	E7	47	10
NUT, CAP, 6MM	H7	86	21	O-RING, 24.4X3.1	D15	39	13	PLATE, NUMBER PLATE BACK	H2	81	13
NUT, CLIP, 6MM	G8	71	24	O-RING, 30MM	D13	37	9	PLATE, PORT	D1	25	2
	H2	81	21	O-RING, 44.7X2.4	F10	57	30	PLATE, R. ENGINE HANGER	H7	86	7
	H7	86	19	O-RING, 4X2	D15	39	14	PLATE, SKID	H7	86	8
	H9	88	24	O-RING, 7.8X1.9	E7	47	20	PLUG, HOLE	H2	81	22
NUT, FENDER SETTING	G5	68	19	O-RING, 9.8X2.4	D10	34	31	PLUG, PIN	F15	62	13
NUT, FIXING	F3	50	23	OUTER COMP., CLUTCH	D11	35	1	PLUG, SPARK	D2	26	10
NUT, FLANGE, 10MM	D2	26	18	OUTER COMP., STARTING CLUTCH	D12	36	2	PROTECTOR, EX. PIPE	G8	71	7
	H1	80	9	[ P ]				PROTECTOR, L. FR. FORK	F9	56	23
	H8	87	23	PACKING, BASE	G1	64	12	PROTECTOR, MUFFLER	G8	71	9
NUT, FLANGE, 6MM	F4	51	29	PACKING, MUFFLER	G8	71	16	PROTECTOR, R. FR. FORK	F9	56	22
	F5	52	20	PACKING, RESERVE TANK	H9	88	18	PULLER, MINI FUSE	H11	90	1
	G1	64	17	PAD SET, FR.	F11	58	2	PUMP ASSY., FUEL	G1	64	1
	H3	82	26	PAD SET, RR.	F15	62	2	PUMP ASSY., OIL	D16	40	1
	H6	85	24	PEDAL COMP., CHANGE	G10	73	1	[ R ]			
NUT, FLANGE, 8MM	G9	72	26	PEDAL COMP., RR. BRAKE	G10	73	6	RADIATOR COMP.	H9	88	1
	H8	87	22	PGM-FI UNIT	H5	84	16	RECEIVER, CLUTCH CABLE	D9	33	18
NUT, HEX. CAP, 8MM	G8	71	23	PIN A, DOWEL, 12X16	D2	26	24	RECTIFIER ASSY., REGULATOR	H5	84	4
NUT, HEX., 10MM	F3	50	22		D8	32	3	REFLECTOR, FR. REFLEX	H2	81	4
	F9	56	16		D10	34	34	REFLECTOR, REFLEX	H2	81	3
NUT, HEX., 14MM	E3	43	3		D16	40	7	RELAY COMP., POWER	H5	84	14
NUT, HEX., 3MM	H10	89	26	PIN B, DOWEL, 8X14	E1	41	15	RELAY COMP., WINKER	H5	84	12
NUT, HEX., 8MM	F4	51	28		D10	34	35	RESONATOR	G5	68	11
	F14	61	25		D13	37	10	RETAINER	E7	47	18
	G14	77	23	PIN D, JOINT	E1	41	16	RETAINER, VALVE SPRING	F15	62	3
NUT, LOCK, 16MM	E2	42	9	PIN, CLUTCH LIFTER	F14	61	27	RIM, FR. WHEEL	F12	59	8
NUT, PUSH, 2.6	G4	67	14	PIN, HANGER	D11	35	12	RIM, RR. WHEEL	F16	63	9
NUT, SET	H2	81	17		F11	58	13	RING	D15	39	8
NUT, SETTING	H9	88	2	PIN, PISTON	F15	62	6		F5	52	10
NUT, SPECIAL, 16MM	D11	35	14	PIN, SHIFT RETURN SPRING	E2	42	4	RING SET, PISTON	E2	42	2
NUT, STEERING STEM	F6	53	16	PIN, SNAP	E6	46	11	RING, BACK UP	F9	56	6
NUT, U, 10MM	F16	63	18	PIN, SPLIT, 2.0X12	G10	73	5	RING, OIL SEAL STOPPER	F9	56	14
	G12	75	8	PIN, SPLIT, 2.0X15	F14	61	26	RING, STOPPER	F9	56	17
	G15	78	13	PIN, SPLIT, 2.0X18	G11	74	12		F11	58	7
NUT, U, 12MM	G15	78	14	PIN, STEP BAR	G11	74	5	RING, WEAR	F15	62	10
NUT, U, 14MM	G13	76	22	PIN, STEP JOINT	G11	74	1	ROD COMP.	F9	56	18
NUT, U, 16MM	F16	63	17	PIPE COMP., EX.	G8	71	6	ROD COMP., PUSH	F9	56	12
NUT, U, 5MM	H2	81	20	PIPE COMP., L. SLIDE	F9	56	21	ROD SUB ASSY., CUSHION	F13	60	13
NUT, U, 6MM	G13	76	21	PIPE COMP., R. SLIDE	F9	56	11	CONNECTING	G15	78	7
	H2	81	19	PIPE COMP., WATER	D9	33	10	ROLLER, 3X8.5	E6	46	20
[ O ]				PIPE, STEERING HANDLE	F6	53	6	RUBBER B, SEAT STOPPER	G3	66	2
OIL SEAL, 12X18X5	D10	34	28	PISTON	E2	42	3	RUBBER SPONGE, RR. FENDER	G16	79	3
OIL SEAL, 12X20X5	D10	34	29	PISTON B, 27X35	F15	62	14	RUBBER, BATTERY	H4	83	10
OIL SEAL, 14X22X5	E6	46	18	PISTON SET, MASTER CYLINDER	F13	60	12	RUBBER, BATTERY CUSHION	G5	68	15
OIL SEAL, 22X36X5	E5	45	37	PISTON, 27X27	F11	58	3				
OIL SEAL, 25X47X6.5	F16	63	20	PIVOT, SHIFT DRUM STOPPER ARM	E6	46	13	RUBBER, CUSHION	H7	86	12
O-RING, 11.8X1.9	D10	34	30	PLATE B, CLUTCH	D11	35	8	RUBBER, FILTER	D9	33	7
	D16	40	6	PLATE COMP., CLUTCH PRESSURE	D11	35	9	RUBBER, FR. FENDER MOUNTING	F1	48	7
	E1	41	13	PLATE COMP., GEARSHIFT DRUM				RUBBER, GEAR CHANGE PEDAL	G10	73	2
O-RING, 13.8X2.5	D13	37	8	STOPPER	E6	46	6	RUBBER, HEADLIGHT MOUNTING	F2	49	4
O-RING, 14.8X2.4	F13	60	22	PLATE, BEARING SETTING	E4	44	2	RUBBER, METER SETTING	F2	49	2
O-RING, 17.8X1.9	D10	34	33	PLATE, CLUTCH	D11	35	7	RUBBER, MOUNTING	D1	25	8
	E7	47	12	PLATE, DIAPHRAGM	F5	52	9				
O-RING, 18X3	D10	34	32	PLATE, FIXING	F13	60	15				
					E4	44	21				

# PART NAME INDEX

J 5

Part name	Address	Page	Ref.	Part name	Address	Page	Ref.	Part name	Address	Page	Ref.
RUBBER, MUFFLER PROTECTOR	G8	71	18	SEAL SET, PISTON	F11	58	1	SPRING, VALVE OUTER	D4	28	9
RUBBER, PROTECTOR	G8	71	3		F15	62	1	SPROCKET COMP., DRIVE	E4	44	20
RUBBER, PROTECTOR PACKING	G8	71	2	SEAL, AIR CLEANER	G5	68	9	SPROCKET, FINAL DRIVEN	F16	63	3
RUBBER, RADIATOR	H9	88	6	SEAL, DUST	F10	57	29	SPROCKET, TIMING	E2	42	7
RUBBER, RADIATOR MOUNTING	H9	88	9	SEAL, MECHANICAL	D9	33	12	STATOR COMP.	D14	38	2
RUBBER, RR. TANK MOUNTING	G1	64	9	SEAL, RADIATOR CAP	H9	88	10	STAY COMP., METER	F2	49	3
RUBBER, SHOCK	H4	83	9	SEAL, TANK	G1	64	7	STAY COMP., OIL CUP	F13	60	1
RUBBER, SIDE COVER	H2	81	10	SEAL, VALVE STEM	D4	28	1	STAY, BANK ANGLE SENSOR	H5	84	9
RUBBER, SPEEDOMETER MOUNTING	H5	84	10	SEAT ASSY., DOUBLE	G3	66	1	STAY, CHAIN CASE	G13	76	6
RUBBER, TANK GUARD	G1	64	11	SEAT, JUDDER SPRING	D11	35	4	STAY, DRIVE CHAIN COVER	H7	86	3
				SEAT, STOPPER	F9	56	10	STAY, EX. PIPE PROTECTOR	G8	71	8
[ S ]				SEAT, VALVE SPRING	D4	28	12	STAY, FUSE BOX	G5	68	18
SCREEN, OIL FILTER	E1	41	5	SENSOR ASSY., BANK ANGLE	H5	84	8	STAY, HARNESS CLAMPER	E7	47	6
SCREW-WASHER, 4X12	F5	52	19	SENSOR ASSY., SPEED	E1	41	7	STAY, HEADLIGHT LOWER	F1	48	10
SCREW-WASHER, 5X12	D15	39	15	SENSOR ASSY., WATER TEMP	D2	26	14	STAY, NUMBER PLATE	H2	81	11
	E7	47	22	SENSOR SET	E7	47	1	STAY, NUMBER PLATE BRACKET	H2	81	7
SCREW-WASHER, 5X16	F3	50	24	SENSOR, OXYGEN	D2	26	11	STAY, RESERVE TANK	H9	88	20
SCREW, BLEEDER	F11	58	4	SEPARATOR COMP.	F5	52	7	STAY, STOP SWITCH	H7	86	5
	F15	62	7	SHAFT C, IDLE GEAR	D12	36	4	STAY, WIRE	E7	47	5
SCREW, FLAT, 4X12	F5	52	18	SHAFT, BALANCER	E3	43	2	STEM SUB ASSY., STEERING	F7	54	4
SCREW, FLAT, 4X45	F13	60	19	SHAFT, GEARSHIFT FORK	E6	46	5	STEP COMP., L.	G11	74	6
SCREW, FLAT, 6X53	G13	76	20	SHAFT, ROCKER ARM	D4	28	6	STEP COMP., R.	G11	74	2
SCREW, PAN, 4X10	G11	74	9	SHAFT, WATER PUMP	D9	33	15	STEP, PILLION	G11	74	7
SCREW, PAN, 4X8.5	H9	88	4	SHIM, TAPPET	D4	28	14	STOPPER COMP., GEARSHIFT DRUM	E6	46	7
SCREW, PAN, 5X10	E7	47	21		D5	29	14	STOPPER, TERMINAL	D15	39	10
SCREW, PAN, 5X12	G13	76	17		D6	30	14	STRIPE, L. FR. SHROUD	H13	92	4
SCREW, PAN, 5X16	F14	61	23	SHROUD COMP.	H9	88	3	STRIPE, L. RR. SHROUD	H13	92	6
SCREW, PAN, 5X22	F4	51	26	SHROUD SET, L. FR.	G2	65	4	STRIPE, R. FR. SHROUD	H13	92	3
SCREW, PAN, 5X25	G5	68	21	SHROUD SET, L. RR.	G2	65	5	STRIPE, R. RR. SHROUD	H13	92	5
SCREW, PAN, 6X10	G2	65	8	SHROUD SET, R. FR.	G2	65	2	SUB SPRING, SIDE STAND	G12	75	4
	G8	71	22	SHROUD SET, R. RR.	G2	65	3	SUSPENSION, ENGINE CONTROL			
	H2	81	15	SLIDER, CHAIN	G13	76	12	UNIT	H5	84	17
SCREW, PAN, 6X14	G2	65	9	SLIDER, CHAIN GUIDE	G13	76	10	SUSPENSION, WINKER RELAY	H5	84	13
	G4	67	13	SOCKET COMP., POSITION LIGHT	F1	48	4	SWINGARM SUB ASSY., RR.	G13	76	15
	H7	86	18	SPACER, IGNITION COIL	H5	84	2	SWITCH ASSY., CLUTCH	F3	50	6
SCREW, PAN, 6X18	G4	67	12	SPANNER, 12X14	H11	90	7	SWITCH ASSY., COMBINATION & LOCK	F6	53	2
	H3	82	23	SPANNER, 8X10	H11	90	6	SWITCH ASSY., ENGINE STOP	F3	50	4
SCREW, PAN, 6X22	H3	82	24	SPINDLE COMP., GEARSHIFT	E6	46	9	SWITCH ASSY., FR. STOP	F5	52	1
SCREW, PAN, 6X6	D7	31	8	SPOKE SET, FR.	F12	59	1	SWITCH ASSY., NEUTRAL	E1	41	6
SCREW, SPECIAL, 4X10	H1	80	2	SPOKE SET, RR.	F16	63	1	SWITCH ASSY., RR. STOP	G10	73	3
SCREW, SPECIAL, 5X10	G8	71	19	SPRING ASSY., RR. BRAKE RETURN	G10	73	7	SWITCH ASSY., SIDE STAND	G12	75	1
SCREW, TAPPING, 3X12	F4	51	27	SPRING, CARBON BRUSH	D15	39	5	SWITCH ASSY., STARTER MAGNETIC	H4	83	8
SCREW, TAPPING, 3X16	F6	53	18	SPRING, CLUTCH	D11	35	10	SWITCH ASSY., WINKER	F3	50	5
SCREW, TAPPING, 3X6	H9	88	25	SPRING, CLUTCH LEVER	D9	33	17				
SCREW, TAPPING, 4X10	G4	67	15	SPRING, DRUM STOPPER	E6	46	8	[ T ]			
SCREW, TAPPING, 4X12	G2	65	11	SPRING, FR. FORK	F9	56	4	TANK ASSY., FUEL	G1	64	2
	G9	72	25	SPRING, GEARSHIFT RETURN	E6	46	10	TANK, RADIATOR RESERVE	H9	88	19
	H3	82	25	SPRING, JUDDER	D11	35	11	TAPE B, TANK GUARD	G1	64	8
SCREW, TAPPING, 5X14	F2	49	6	SPRING, LOCK KEY SETTING	G4	67	1	TAPE, MAGIC	G16	79	8
SCREW, TAPPING, 5X16	F1	48	13	SPRING, L. STEP RETURN	G11	74	4	TENSIONER COMP., CAM CHAIN	D7	31	2
SCREW, TAPPING, 5X20	G5	68	23	SPRING, OIL FILTER ELEMENT				THERMOSTAT	D2	26	8
	G16	79	11	SETTING	D9	33	8	THREAD, STEERING HEAD TOP	F7	54	5
SCREW, TAPPING, 6X20	F14	61	24	SPRING, PAD	F11	58	6	TIRE, FR.	F12	59	9
SCREW, TORX	E7	47	11		F15	62	9	TIRE, RR.	F16	63	10
SCREW, TORX, 5X17	E7	47	4	SPRING, REBOUND	F9	56	7	TRIM A, FUEL TANK	G1	64	5
SCREW, TORX, 5X8.7	E7	47	3	SPRING, R. STEP RETURN	G11	74	3	TRIM B, FUEL TANK	G1	64	6
SEAL RING, INJECTOR	E7	47	14	SPRING, SIDE STAND	G12	75	3	TUBE	G7	70	4
SEAL SET, FR. FORK	F9	56	19	SPRING, STOP SWITCH	G10	73	4				
				SPRING, VALVE INNER	D4	28	10				



# PART NAME INDEX

J 6

Part name	Address	Page	Ref.	Part name	Address	Page	Ref.	Part name	Address	Page	Ref.
TUBE .....	H10	89	28	WASHER, PLAIN, 5MM .....	F2	49	7				
TUBE, AIR CLEANER CONNECTING ..	G5	68	5		G14	77	26				
TUBE, AIR CLEANER DRAIN .....	G5	68	3	WASHER, PLAIN, 8MM .....	G11	74	10				
TUBE, AIR INJECTION .....	G7	70	3		H6	85	25				
TUBE, BREATHER .....	G5	68	10	WASHER, RADIATOR MOUNTING .....	H9	88	15				
TUBE, DRAIN .....	G5	68	8	WASHER, SEALING, 6.5MM .....	D9	33	24				
TUBE, FUEL, 4.5X300 .....	G1	64	18	WASHER, SPECIAL, 11X21X2.3 .....	F16	63	19				
TUBE, FUEL, 4.5X380 .....	G1	64	19	WASHER, SPECIAL, 12MM .....	D2	26	21				
TUBE, OUTER .....	F9	56	5	WASHER, SPECIAL, 8MM .....	F10	57	28				
TUBE, RESERVE TANK .....	H9	88	16	WASHER, SPLINE, 20X26X1.6 .....	E5	45	27				
TUBE, TIRE .....	F12	59	10	WASHER, SPLINE, 25X31X1.0 .....	E5	45	28				
	F16	63	11	WASHER, SPLINE, 25X42X1.6 .....	E5	45	31				
TUBE, VINYL, 7X11X420 .....	G5	68	24	WASHER, WAVE .....	F11	58	14				
[ V ]				WHEEL SUB ASSY., FR. ....	F12	59	7				
VALVE ASSY., AIR INJECTION				WHEEL SUB ASSY., RR. ....	F16	63	8				
SOLENOID	G7	70	6	WINKER ASSY., L. FR. ....	H1	80	4				
VALVE ASSY., RELIEF .....	D16	40	4	WINKER ASSY., L. RR. ....	H1	80	7				
VALVE COMP., REED .....	D1	25	4	WINKER ASSY., R. FR. ....	H1	80	1				
VALVE SET, IDLE AIR CONTROL ..	E7	47	9	WINKER ASSY., R. RR. ....	H1	80	6				
VALVE, EX. ....	D4	28	8	WRENCH, BOX .....	H11	90	8				
VALVE, IN. ....	D4	28	7	WRENCH, EYE, 17MM .....	H11	90	11				
VISOR SET, FR. ....	F1	48	9	WRENCH, EYE, 19MM .....	H11	90	12				
[ W ]				WRENCH, EYE, 24MM .....	H11	90	15				
WASHER .....	D15	39	11	WRENCH, HEX., 5MM .....	H11	90	14				
WASHER B, THRUST, 20MM .....	E5	45	30	WRENCH, HEX., 6MM .....	H11	90	13				
WASHER, 10MM .....	D2	26	19	WRENCH, PLUG .....	H11	90	9				
WASHER, 12.2X17X1.5 .....	D2	26	20								
WASHER, 12.5X30X5 .....	D14	38	4								
WASHER, 14MM .....	E6	46	15								
WASHER, 14.2X24 .....	E3	43	4								
WASHER, 16MM .....	D11	35	17								
	E2	42	10								
WASHER, 17X26X1.0 .....	E4	44	23								
WASHER, 17X28X1.0 .....	E5	45	29								
WASHER, 20X27X1.0 .....	E4	44	24								
WASHER, 20X40X2 .....	D11	35	15								
			16								
WASHER, 22X29X1.0 .....	E5	45	25								
WASHER, 25X32X1.0 .....	E5	45	26								
WASHER, 6.1MM .....	E6	46	14								
WASHER, 7X13X1.2 .....	D9	33	23								
WASHER, CHAIN SLIDER .....	G13	76	13								
			14								
WASHER, DRAIN PLUG, 12MM .....	E1	41	14								
WASHER, DUST SEAL .....	F6	53	9								
WASHER, LOCK, 25MM .....	E5	45	32								
WASHER, NEUTRAL SWITCH .....	E1	41	12								
WASHER, OIL BOLT .....	F5	52	16								
	F13	60	21								
WASHER, PLAIN, 10MM .....	G11	74	11								
	G15	78	21								
	H8	87	24								
WASHER, PLAIN, 12MM .....	G15	78	15								
WASHER, PLAIN, 16MM .....	G10	73	9								
WASHER, PLAIN, 4MM .....	G9	72	27								



---

**1**

**FOREWORD INDEX**

---

**2**

**ENGINE GROUP**

---

**3**

**FRAME GROUP**

---

**4**

**PART NUMBER INDEX**

---

**5**

**PART NAME INDEX**

---

**HONDA**  
The Power of Dreams



# PARTS CATALOGUE NEWS

Honda Motor Co., Ltd.  
Customer Service Technology Development Division

## PARTS CATALOGUE - CORRECTED

Printed in Japan

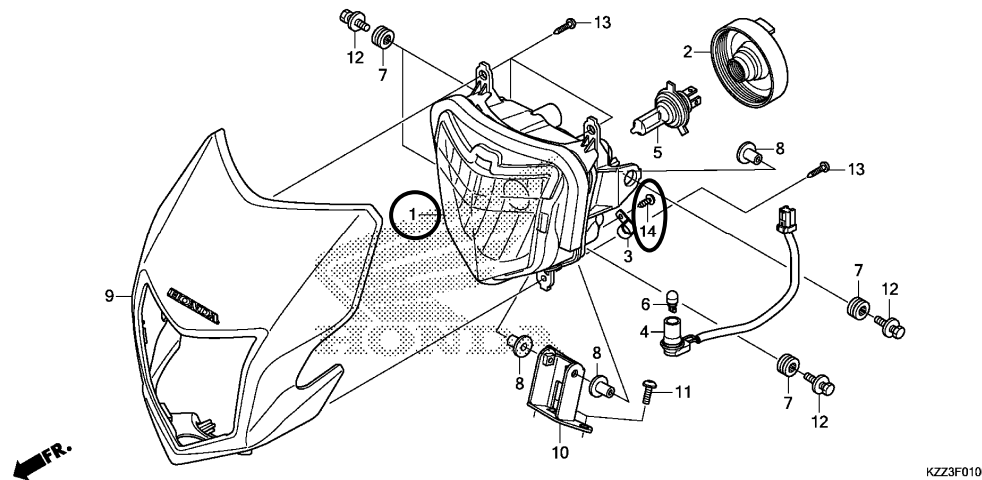
CODE NO.	13KZZD01
PARTS CATALOGUE NEWS	CRF250L CRF250LD
NEWS NO.	001

(TH-KD)KZZ

Block No.	Ref. No.	Note	Part No.	Description	Reqd. QTY	Serial No.	Parts catalogue code
F-1					CRF 250L D		

F-1 HEADLIGHT

**\*ILLUSTRATION-CORRECTED\***



KZZ3F0100A

F-1	14	D	93901-34320	SCREW, TAPPING, 4X12.....	1		
-----	----	---	-------------	---------------------------	---	--	--

NOTE A:PART NO. CHANGE D:NEWLY PROVIDED E:PART NO.DELETION K:REQUIRED NO. CORRECTION L:APPLICATION SERIAL NO. CORRECTION  
M:PART DESCRIPTION CORRECTION T:APPLICATION CORRECTION Z:REMARKS CHANGE



# PARTS CATALOGUE NEWS

Honda Motor Co., Ltd.  
Customer Service Technology Development Division

## PARTS CATALOGUE - CORRECTED

Printed in Japan

CODE NO.	13KZZD01
PARTS CATALOGUE NEWS	CRF250L CRF250LD
NEWS NO.	002

(TH-KD)KZZ

Block No.	Ref. No.	Note	Part No.	Description	Reqd. QTY	Serial No.	Parts catalogue code
					CRF 250L D		
E-2	1	E	12010-KZZ-920	*PART NO. DELETION			
		A	12010-KZZ-921	HEAD ASSY., CYLINDER.....	1		
F-7	1	T	35010-KZZ-900	KEY SET.....	1	-----	PH, U
		A	35010-KZZ-930	.....	1	-----	E, ED, F
	2	T	35100-KZZ-901	SWITCH ASSY., COMBINATION & LOCK	1	-----	PH, U
		A	35100-KZZ-931	.....	1	-----	E, ED, F
F-36	10	E	83545-KCJ-690	*PART NO. DELETION			
		A	83545-KZZ-900	RUBBER, TAILLIGHT MOUNTING....	3		

NOTE A:PART NO. CHANGE D:NEWLY PROVIDED E:PART NO. DELETION K:REQUIRED NO. CORRECTION L:APPLICATION SERIAL NO. CORRECTION  
M:PART DESCRIPTION CORRECTION T:APPLICATION CORRECTION Z:REMARKS CHANGE