

SUZUKI

PARTS CATALOGUE

VL1500BTL3

(VY56A)



BOULEVARD C90T

E03/E28/E33

2012-9

1ST EDITION

PREFACE

When it becomes necessary to replace parts on SUZUKI MOTORCYCLES, always use SUZUKI GENUINE PARTS which have passed a strict inspection which guarantees quality and performance.

This parts catalogue covers the list of all service parts for SUZUKI VL1500BTL3.

INSTRUCTIONS FOR QUOTING THE CATALOGUE

1. DIMENSIONS

Dimensions of the parts in this catalogue are indicated in unit millimeters.

2. ABBREVIATIONS

Abbreviations used in this catalogue are as follows:

| | | | |
|--------|------------------------|-----|----------------------------|
| AR | : As required | NT | : Number of teeth |
| ASSY | : Assembly | OPT | : Optional |
| E. NO. | : Engine number | OS | : Over size |
| F. NO. | : Frame number | STD | : Standard |
| D | : Diameter of material | T | : Thickness |
| ID | : Inside diameter | US | : Under size |
| OD | : Outside diameter | W | : Width |
| L | : Length | E28 | : Canada specification |
| LH | : Left hand side | E3 | : Federal specification |
| RH | : Right hand side | E33 | : California specification |

~100045 : Up to F. NO. 100045

100046~ : From F. NO. 100046

12 x 34 x 5.6..... Figures in the description column

| | | show the dimensions of parts.

ID OD T(or W, L)

3. INNER PARTS OF ASSEMBLY

Part name with a dot (.) in front as shown in the description column indicates the component of the assembly also available individually.

4. MODIFICATION NOTICE

A parts bulletin will be sent to you on all occasions when changes in parts occur, including interchangeable modifications between new parts and old ones.

5. NOTE

5-1. There are some different parts from those of production models among spare parts for the administrative reasons and common use of them with other models.

5-2. In respect of rubber hoses and vinyl tubes, please be sure to use them by cutting off according to the length mentioned on parts catalogue or what is actually required on the vehicle.

5-3. Note that the drawings on the illustration page are for ready reference of spare parts number, not to be used as an assembly manual.
When assembling, use "SUZUKI SERVICE MANUAL".

6. SERIAL FRAME NUMBER

VL1500BTL3 : JS1VY56A D2100001~

PREFACE

Quand il devient nécessaire de remplacer des pièces sur SUZUKI MOTOCYCLETTES toujours utiliser les PIÈCES D'ORIGINE SUZUKI qui ont été soumises à des contrôles de qualité sévères leur garantissant qualité et performance impeccables.

Ce catalogue de pièces détachées couvre la liste de toutes les pièces de rechange pour SUZUKI VL1500BTL3.

INSTRUCTIONS POUR UTILISER LE CATALOGUE

1. DIMENSIONS

Les dimensions des pièces dans ce catalogue sont indiquées en unités de millimètres.

2. ABRÉVIATIONS

Les abréviations utilisées dans ce catalogue sont les suivantes:

| | | | |
|--------|----------------------|-----|---|
| AR | : Comme requis | NT | : Nombre de dents |
| ASSY | : Assemblage | OPT | : Sur option |
| E. NO. | : Numéro du moteur | OS | : Sur-dimensionné |
| F. NO. | : Numéro du châssis | T | : Epaisseur |
| ID | : Diamètre intérieur | US | : Sous-dimensionné |
| OD | : Diamètre extérieur | W | : Largeur |
| L | : Longueur | E28 | : Spécifications du Canada |
| LH | : Côte gauche | E3 | : Spécifications fédérales des Etats Unis |
| RH | : Côte droit | E33 | : Spécifications de la Californie |

~100045 : Jusqu'à F. NO. 100045

100046~ : Depuis F. NO. 100046

12 x 34 x 5.6..... Les chiffres dans la colonne

| | | remarques montrent les dimensions

ID OD T(or W, L) des pièces comme suit.

3. PIÈCES INTERNES DE L'ASSEMBLAGE

Les numéros de pièces qui comportent un point (.) avant la désignation de pièce détachée indique la pièce interne se rapportant à l'assemblage.

4. AVIS DE MODIFICATION

Un bulletin de pièces détachées vous sera envoyé à tout moment opportun quand des changements de pièces ont lieu, y compris les modifications de pièces interchangeables entre les nouvelles et anciennes pièces.

5. A NOTER

5-1. Il existe certaines pièces différentes de celles de rechange pour les modèles de production vu des raisons administratives et dont l'usage est commun avec celles d'autres modèles.

5-2. Concernant les durites en caoutchouc et les tuyaux en vinyle, ne pas manquer de les couper à la bonne longueur comme indiqué dans le catalogue des pièces détachées ou selon ce qui est utile pour le véhicule affecté.

5-3. Noter que les dessins à la page d'illustration servent à titre de référence pour les numéros de pièces détachées, et non pas comme référence pour l'assemblage. Pour cette dernière opération, se reporter au "MANUEL D'ENTRETIEN SUZUKI".

6. NUMERO DE SERIE DU CADRE

VL1500BTL3 : JS1VY56A B2100001~

Using the Parts Catalogue

PREFACE

When it becomes necessary to replace parts on SUZUKI MOTORCYCLES, always use SUZUKI GENUINE PARTS which have passed a strict inspection which guarantees quality and performance.

This parts catalogue is composed of Illustration Index, Body and Parts Number Index.

To search for parts information from the part shape, specify the body location from the Illustration Index; and to search for the part shape from parts information, specify the body location from the Parts Number Index.

* Illustrations and lists shown here are just samples to show how to use this parts catalogue.

1. How to search for parts information

(1) Searching from the Illustration Index

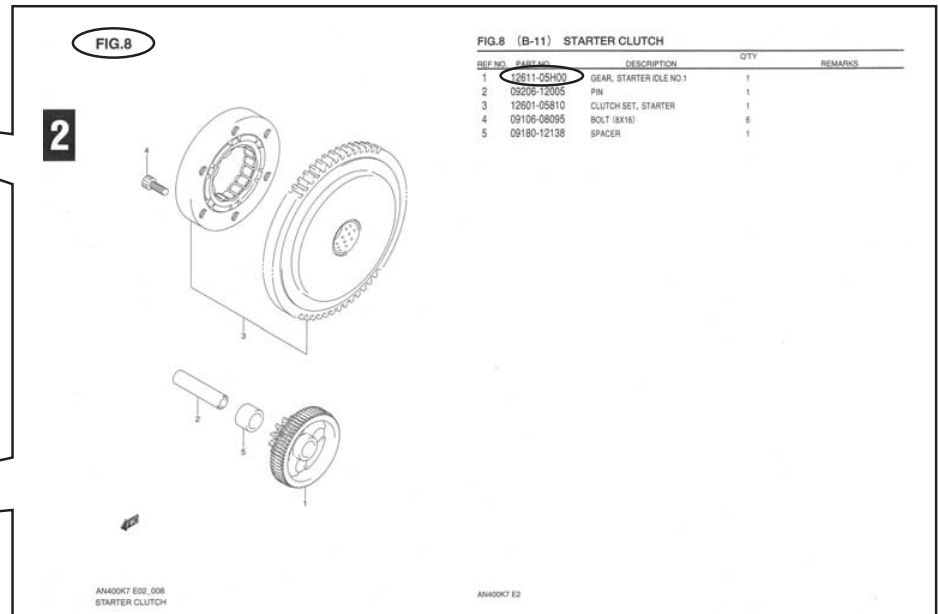
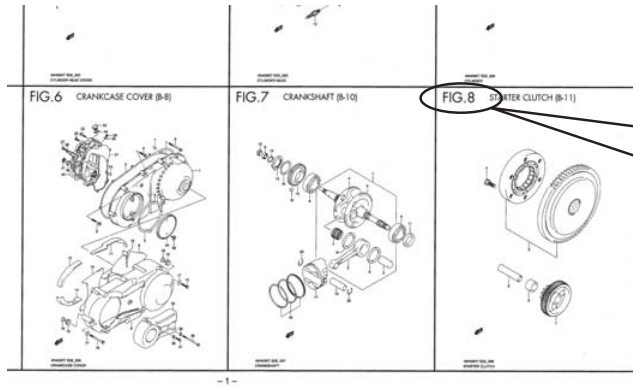


FIG.8 (B-11) STARTER CLUTCH

| REF. NO. | PART NO. | DESCRIPTION | QTY | REMARKS |
|----------|-------------|-------------------------|-----|---------|
| 1 | 12611-05H00 | GEAR, STARTER IDLE NO.1 | 1 | |
| 2 | 02206-12005 | PIN | 1 | |
| 3 | 12601-05B10 | CLUTCH SET, STARTER | 1 | |
| 4 | 09106-08095 | BOLT (BX16) | 6 | |
| 5 | 09180-12138 | SPACER | 1 | |

(2) Searching from the Parts Number Index

| PART NO. | FIG.NO.-REF.NO. | PART NO. | FIG.NO.-REF.NO. | PART NO. | FIG.NO.-REF.NO. | PART NO. | FIG.NO.-REF.NO. |
|-------------|-----------------|-------------|-----------------|-------------|-----------------|----------|-----------------|
| 10000 | | 12161-05H00 | 7-2 | 12921-05H00 | 10-5 | 15112-C | |
| | | 12200-05H00 | 7-1 | 12931-10000 | 10-6 | 15114-C | |
| | | 12210-15F10 | 7-3 | 12932-32C00 | 10-7 | 15113-C | |
| | | 12220-05H00 | 7-4 | 12933-30B00 | 10-8 | 15114-C | |
| | | 12260-05H00 | 7-5 | 13101-03B00 | 12-24 | 15114-C | |
| | | 12601-05H00 | 8-3 | 13111-05H00 | 12-16 | 15115-C | |
| 11100-05H00 | 3-1 | 12611-05H00 | 8-1 | 13267-14G00 | 12-2 | 15116-C | |
| 11115-32C71 | 3-4 | 12612-05H00 | 8-2 | 13276-05H00 | 12-17 | 15117-C | |
| 11117-05H00 | 3-7 | 12661-05H00 | 7-15 | 13401-05H00 | 12-1 | 15201-C | |
| 11141-05H00 | 3-2 | 12664-04B01 | 7-13 | 13426-05F00 | 12-13 | 15400-C | |
| | | 12666-05H00 | 8-1 | 13473-14G00 | 12-22 | 15610-C | |
| 11170-05H00 | 3-1 | 12667-05H00 | 8-7 | 13575-40F00 | 12-8 | 15620-C | |
| 11173-05H00 | 1-3 | 12710-05H00 | 10-1 | 13580-05H00 | 12-5 | 15621-C | |
| | | 12720-05H00 | 10-2 | 13580-19G00 | 12-4 | 15622-C | |

2. Parts Catalogue Layout

(1) Figure number

(2) Figure title

(3) Ref. No.

(4) Part No.

(5) Description

(5)-1 Inner parts of assembly

Part name with a dot (.) in front as shown in the description column indicates the component of the assembly also available individually.

(6) Quantity

(7) Remarks

(7)-1 Modified use

For items such as hoses or tubing, dimensions displayed with an arrow (→) indicate modified use.

(E.g.) L:300 → 180

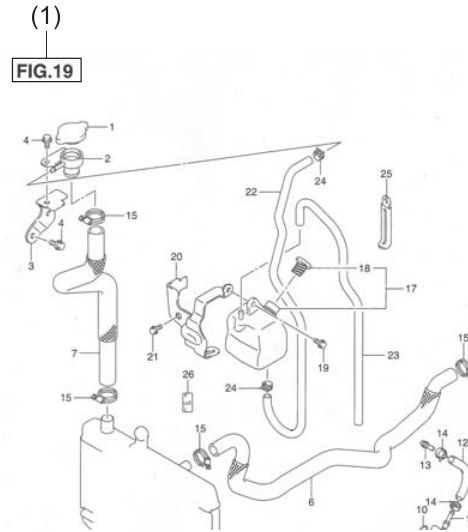
-- Used with the length modified from 300 mm to 180 mm.

(7)-2 Body colors (color label color numbers)

If the color number for the part number differs from the color label color number (body color), enter the body color in the "Remarks" column.

(7)-3 Assembly color numbers

For inner parts, enter the color number for the assembly in the "Remarks" column.



(1) **FIG.19**

(2) **FIG.19 (C-10) RADIATOR HOSE**

| REF. NO. | PART NO. | DESCRIPTION | QTY | REMARKS |
|----------|-----------------|-------------------------|-----|---------|
| 1 | 17730-12C20 | CAP, RADIATOR | 1 | |
| 2 | 17791-24D00 | CONDUCTION | 1 | |
| 3 | 17790-05H00 | BRACKET | 1 | |
| 4 | 01550-0610A | BOLT | 2 | |
| 5 | 17851-05H00 | HOSE, RADIATOR INLET | 1 | |
| 6 | 17852-05H00 | HOSE, RADIATOR OUTLET | 1 | |
| 7 | 17855-05H00 | HOSE, CONDUCTION | 1 | |
| 8 | 17859-05H00 | PLATE, WATER HOSE CLAMP | 1 | |
| 9 | 17861-05H00 | CONNECTOR, WATER INLET | 1 | |
| 10 | 09280-18004 | O RING (D:2.4, ID:17.8) | 1 | |
| 11 | 01547-0630A | BOLT | 2 | |
| 12 | 09356-75141-600 | HOSE, WATER BYPASS | 1 | |
| 13 | 09362-09011-A05 | UNION, BYPASS | 2 | |
| 14 | 09401-12409-A05 | CLIP | 2 | |
| 15 | 09402-28511 | CLAMP | 6 | |
| 16 | 01550-0616A | BOLT | 1 | |
| 17 | 17910-05H00 | TANK ASSY, RESERVOIR | 1 | |
| 18 | 17931-02FA0 | L-CAP (5)-1 | 1 | |
| 19 | 09111-06085 | BOLT (6X12) | 1 | |
| 20 | 17920-05H00 | BRACKET | 1 | |
| 21 | 01550-0616A | BOLT | 1 | |
| 22 | 17981-05H00 | HOSE, TANK INLET | 1 | |
| 23 | 17982-05H00 | HOSE, TANK OVERFLOW | 1 | |
| 24 | 09401-09411 | CLIP | 2 | |

(3) (4) (5) (6) (7)

(7)-1 L:300 → 180

| REF. NO. | PART NO. | DESCRIPTION | QTY | REMARKS |
|----------|-----------------|-----------------------|-----|---------|
| 1-1 | 94490-02H00-019 | COWL, SIDE RH (BLACK) | 1 | FOR AGN |
| 1-2 | 94490-02H00-1PX | COWL, SIDE RH (BLACK) | 1 | FOR CRS |
| 1-3 | 94490-02H00-YKY | COWL, SIDE RH (BLUE) | 1 | FOR CWH |
| 2-1 | 94440-02H00-019 | COWL, SIDE LH (BLACK) | 1 | FOR AGN |
| 2-2 | 94440-02H00-1PX | COWL, SIDE LH (BLACK) | 1 | FOR CRS |
| 2-3 | 94440-02H00-YKY | COWL, SIDE LH (BLUE) | 1 | FOR CWH |
| 3-1 | 68685-02H00-DCA | -TAPE, SIDE RH | 1 | FOR 019 |
| 3-2 | 68685-02H00-DCB | -TAPE, SIDE RH | 1 | FOR 1PX |
| 3-3 | 68685-02H00-DCC | -TAPE, SIDE RH | 1 | FOR YBD |
| 4-1 | 68695-02H00-DCA | -TAPE, SIDE LH | 1 | FOR 019 |
| 4-2 | 68695-02H00-DCB | -TAPE, SIDE LH | 1 | FOR 1PX |
| 4-3 | 68695-02H00-DCC | -TAPE, SIDE LH | 1 | FOR YBD |
| 5 | 94490-01H10-YKV | COWL, SIDE RH (BLACK) | 1 | FOR CRU |
| 6 | 94440-01H10-YKV | COWL, SIDE LH (BLACK) | 1 | FOR CRU |
| 7 | 68681-41G00-DCD | -EMBLEM | 2 | FOR YKY |
| 8 | 03541-0516A | SCRFW | 6 | |

(7)-2

(7)-3

3. ABBREVIATIONS

Abbreviations used in this catalogue are as follows:

| | | |
|--------------------------|------------------------------|----------------------|
| AR : As required | OD : Outside diameter | NT : Number of teeth |
| ASSY : Assembly | L : Length | OPT : Optional |
| E.NO. : Engine number | LH : Left hand side | OS : Over size |
| F.NO. : Frame number | RH : Right hand side | STD : Standard |
| D : Diameter of material | ~ 100045 : Up to F.NO.100045 | T : Thickness |
| ID : Inside diameter | 100046 ~ : From F.NO.100046 | US : Under size |
| | | W : Width |

12 x 34 x 5.6.....Figures in the description column show the dimensions of parts.

 | | |
ID OD T(or W,L)

→12345-56781 (Parts No.): indicates that the parts number was changed to 12345-56781 and the new parts are interchangeable with the former ones but the former ones are not interchangeable with new ones.

←12345-56781 (Parts No.): indicates that the former and new parts are interchangeable with each other and both are usable.

4. MODIFICATION NOTICE

A parts bulletin will be sent to you on all occasions when changes in parts occur, including interchangeable modifications between new parts and old ones.

5. NOTE


- (1) There are some different parts from those of production models among spare parts for the administrative reasons and common use of them with other models.
- (2) In respect of rubber hoses and vinyl tubes, please be sure to use them by cutting off according to the length mentioned on parts catalogue or what is actually required on the vehicle.
- (3) Note that the drawings on the illustration page are for ready reference of spare parts number, not to be used as an assembly manual.
When assembling, use "SUZUKI SERVICE MANUAL".
- (4) Dimensions of the parts in this catalogue are indicated in unit millimeters.

MILLIMETER → INCH CONVERSION CHART
 TABLEAU DE CONVERSION DE MILLIMETRES → POUCES

| | 0 | 1 | 2 | 3 | 4 | 5 | 6 | 7 | 8 | 9 |
|----|-------|-------|-------|-------|-------|-------|-------|-------|-------|-------|
| 00 | .000 | .039 | .079 | .118 | .157 | .197 | .236 | .276 | .315 | .354 |
| 10 | .394 | .433 | .472 | .512 | .551 | .591 | .630 | .669 | .709 | .748 |
| 20 | .787 | .827 | .866 | .906 | .945 | .984 | 1.024 | 1.063 | 1.102 | 1.142 |
| 30 | 1.181 | 1.220 | 1.260 | 1.299 | 1.339 | 1.378 | 1.417 | 1.457 | 1.496 | 1.535 |
| 40 | 1.575 | 1.614 | 1.654 | 1.693 | 1.732 | 1.772 | 1.811 | 1.850 | 1.890 | 1.929 |
| 50 | 1.969 | 2.008 | 2.047 | 2.087 | 2.126 | 2.165 | 2.205 | 2.214 | 2.283 | 2.323 |
| 60 | 2.362 | 2.402 | 2.441 | 2.480 | 2.520 | 2.559 | 2.598 | 2.638 | 2.677 | 2.717 |
| 70 | 2.756 | 2.795 | 2.835 | 2.874 | 2.913 | 2.953 | 2.992 | 3.031 | 3.071 | 3.110 |
| 80 | 3.150 | 3.189 | 3.228 | 3.268 | 3.307 | 3.346 | 3.386 | 3.425 | 3.465 | 3.504 |
| 90 | 3.543 | 3.583 | 3.622 | 3.661 | 3.701 | 3.740 | 3.780 | 3.819 | 3.858 | 3.898 |

How to read
 Mode de lecture

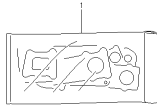
| | 0 | 1 | 2 | 3 | 4 |
|----|-----|-----|-----|-------|-----|
| 00 | ... | ... | ... | ... | ... |
| 10 | ... | ... | ... | ... | ... |
| 20 | ... | ... | ... | 0.906 | ... |
| 30 | ... | ... | ... | ... | ... |


 23 millimeters equal 0.906 in
 23 millimètres égalent 0.906 pouce

Contents are subject to change without notice or obligation.

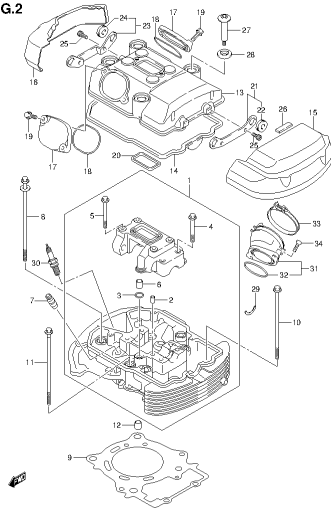
Les matières traitées sont susceptibles d'être modifiées sans préavis obligation de notre part.

FIG.1



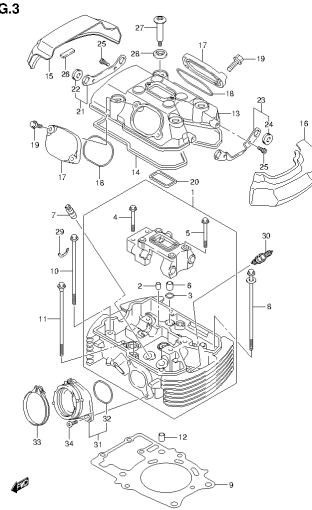
VL1500BTLS_E03_E28_001
GASKET SET

FIG.2



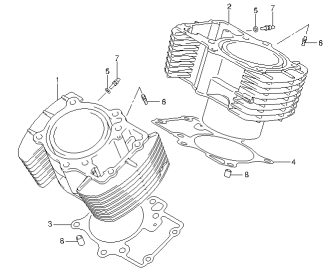
VL1500BTLS_E03_E28_002
FRONT CYLINDER HEAD

FIG.3



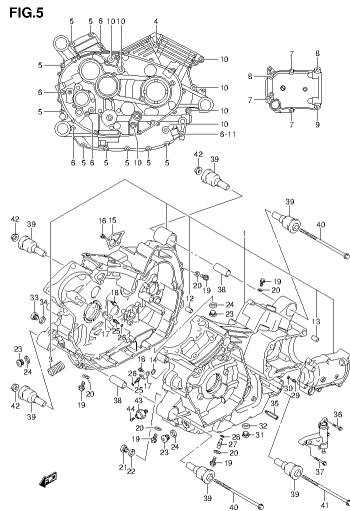
VL1500BTLS_E03_E28_003
REAR CYLINDER HEAD

FIG.4



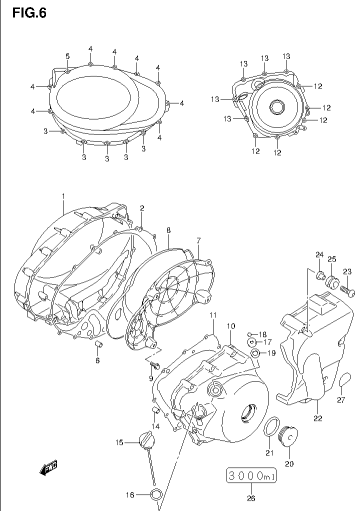
VL1500BTLS_E03_E28_004
CYLINDER

FIG.5



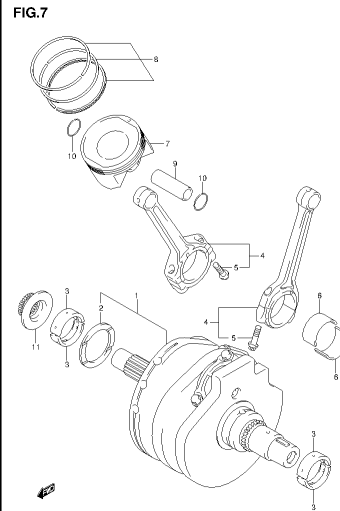
VL1500BTLS_E03_E28_005
CRANKCASE

FIG.6



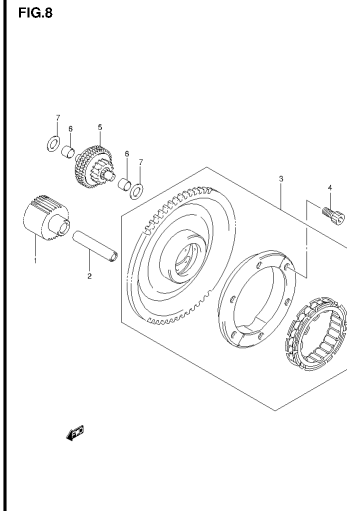
VL1500BTLS_E03_E28_006
CRANKCASE COVER

FIG.7



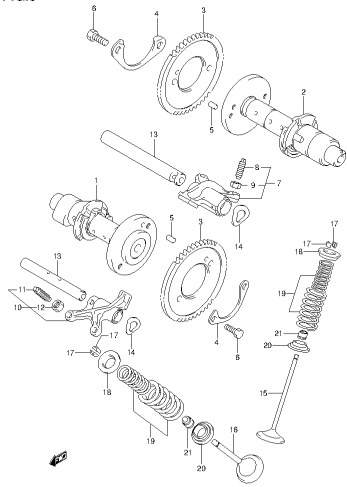
VL1500BTLS_E03_E28_007
CRANKSHAFT

FIG.8



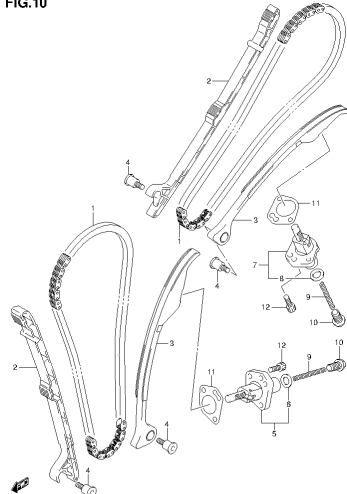
VL1500BTLS_E03_E28_008
STARTER CLUTCH

FIG.9



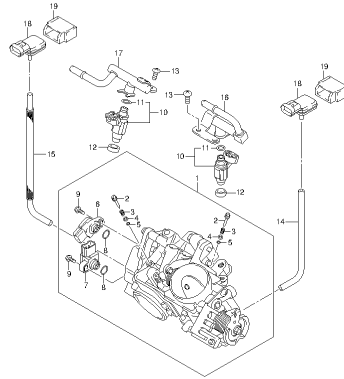
VL1500FTL3_E03_E28_009
CAMSHAFT VALVE

FIG.10



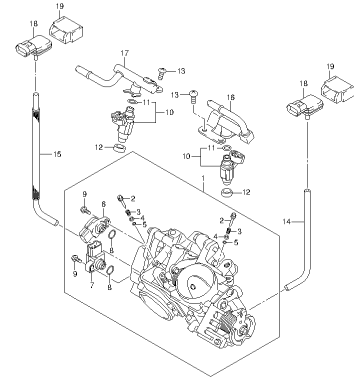
VL1500FTL3_E03_E28_010
CAM CHAIN

FIG.11



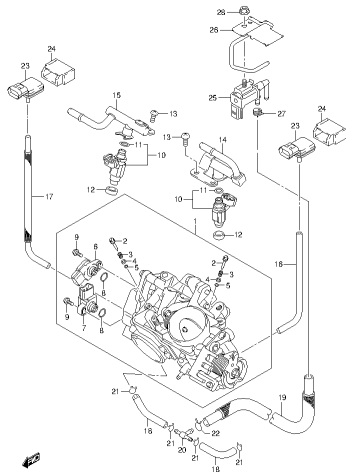
VL1500FTL3_E03_E28_011
THROTTLE BODY

FIG.12



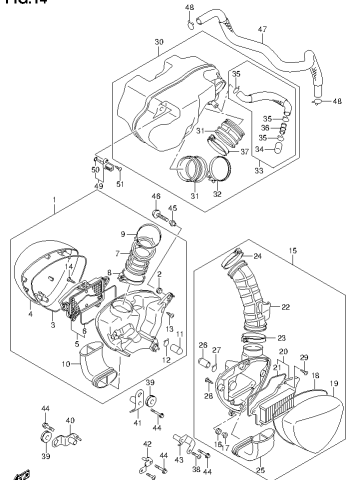
VL1500FTL3_E03_E28_012
THROTTLE BODY

FIG.13



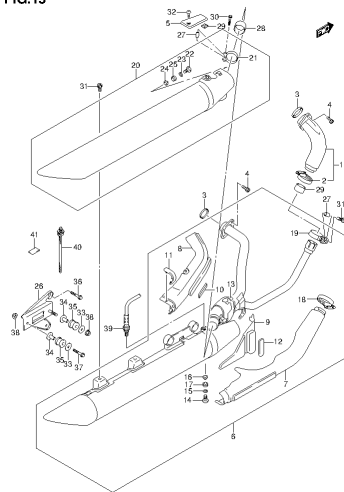
VL1500FTL3_E03_E28_013
THROTTLE BODY

FIG.14



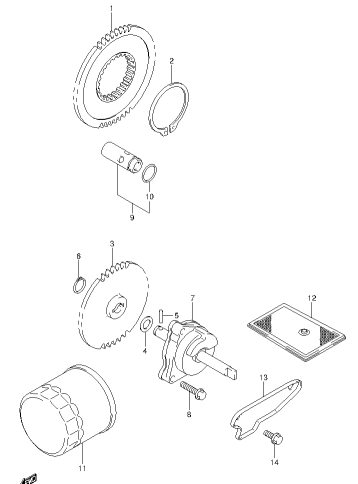
VL1500FTL3_E03_E28_014
AIR CLEANER

FIG.15



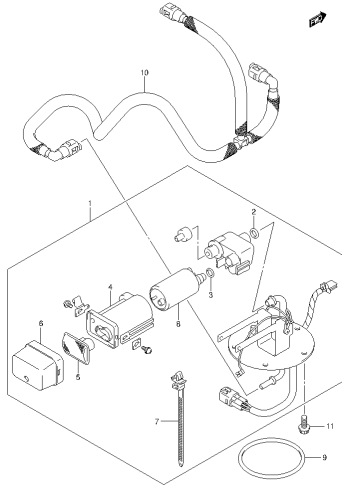
VL1500FTL3_E03_E28_015
MUFFLER

FIG.16



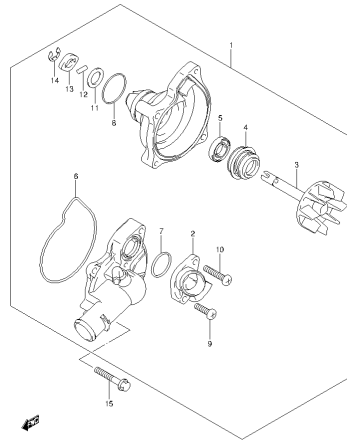
VL1500FTL3_E03_E28_016
OIL PUMP

FIG.17



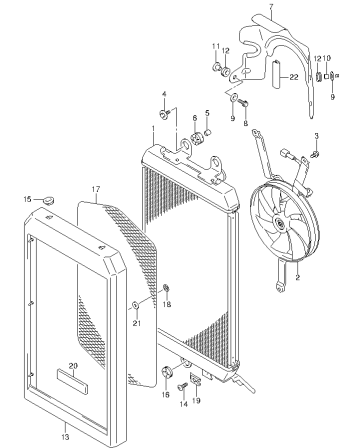
VL1500BT13_E03_E28_017
FUEL PUMP

FIG.18



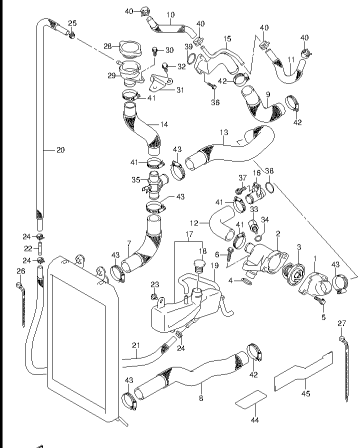
VL1500BT13_E03_E28_018
WATER PUMP

FIG.19



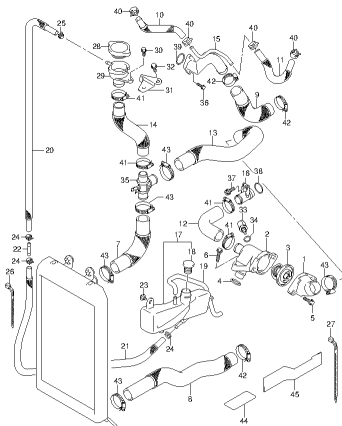
VL1500BT13_E03_E28_019
RADIATOR

FIG.20



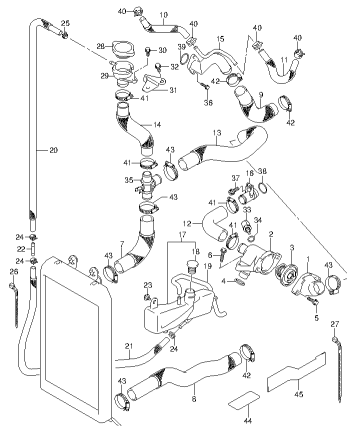
VL1500BT13_E03_E28_020
RADIATOR HOSE

FIG.21



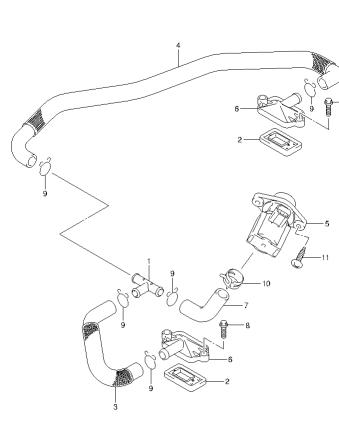
VL1500BT13_E03_E28_021
RADIATOR HOSE

FIG.22



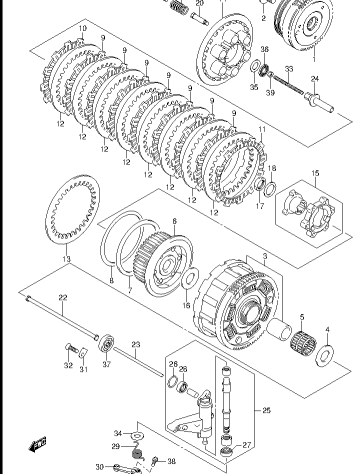
VL1500BT13_E03_E28_022
RADIATOR HOSE

FIG.23



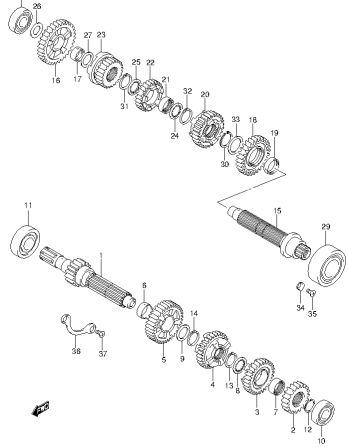
VL1500BT13_E03_E28_023
2ND AIR

FIG.24



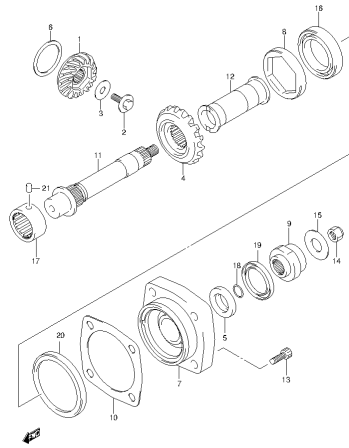
VL1500BT13_E03_E28_024
CLUTCH

FIG.25



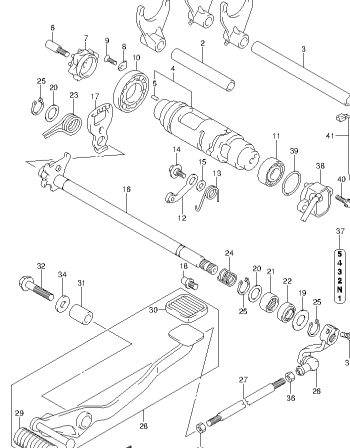
VL1500BTLS_E01_E28_025
TRANSMISSION

FIG.26



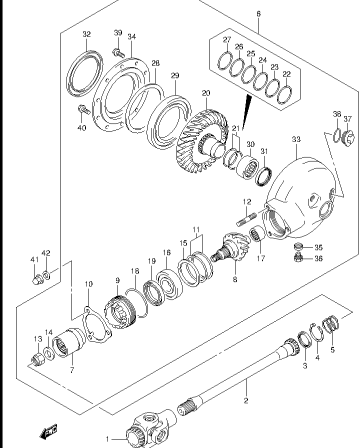
VL1500BTLS_E01_E28_026
SECONDARY DRIVE GEAR

FIG.27



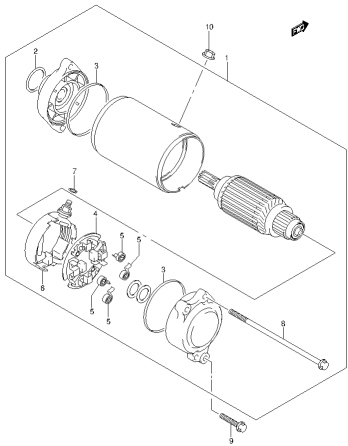
VL1500BTLS_E01_E28_027
GEAR SHIFTING

FIG.28



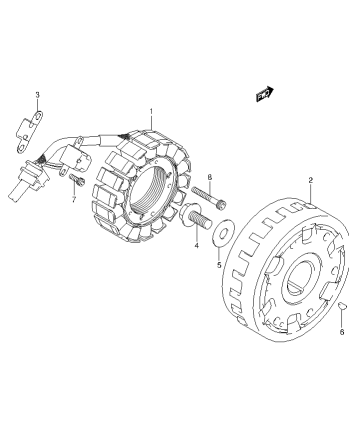
VL1500BTLS_E01_E28_028
PROPELLER SHAFT FINAL DRIVE GEAR

FIG.29



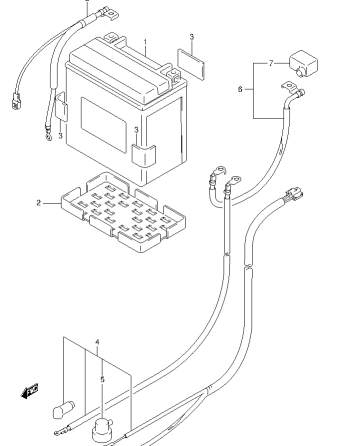
VL1500BTLS_E01_E28_029
STARTING MOTOR

FIG.30



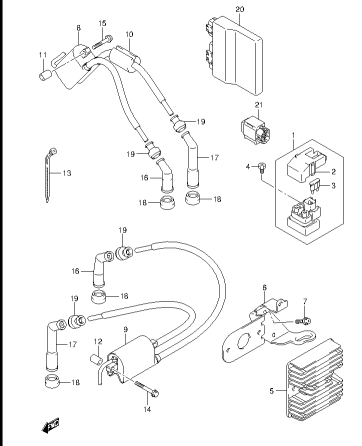
VL1500BTLS_E01_E28_030
MAGNETO

FIG.31

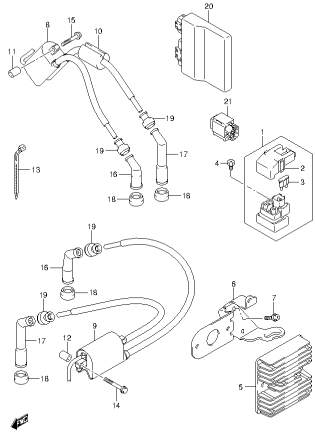


VL1500BTLS_E01_E28_031
BATTERY

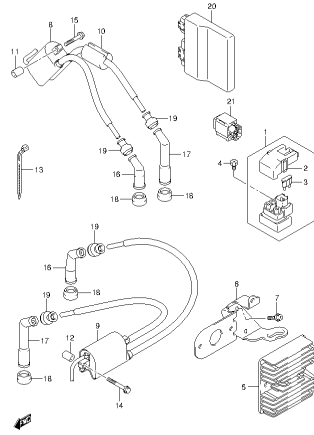
FIG.32



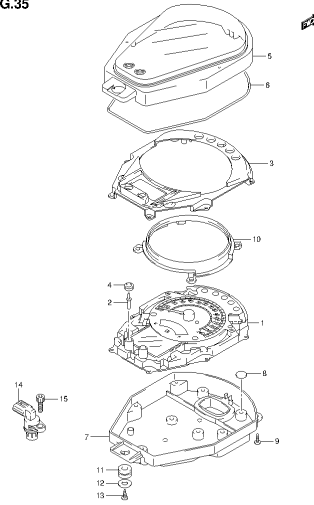
VL1500BTLS_E01_E28_032
ELECTRICAL

FIG.33

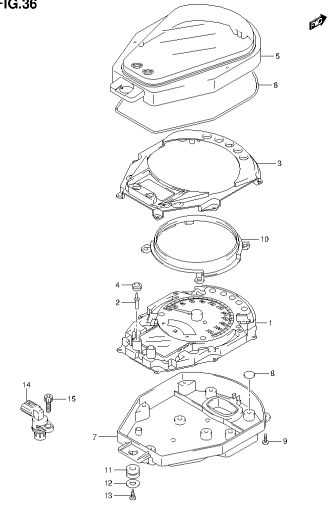
VL1500BTLS_E03_E28_033
ELECTRICAL

FIG.34

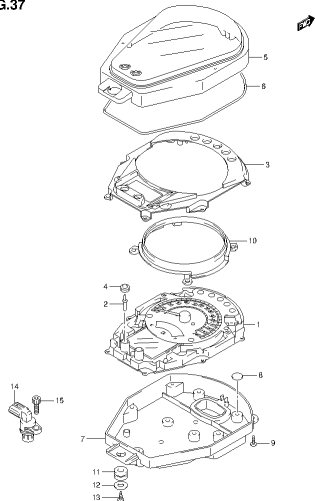
VL1500BTLS_E03_E28_034
ELECTRICAL

FIG.35

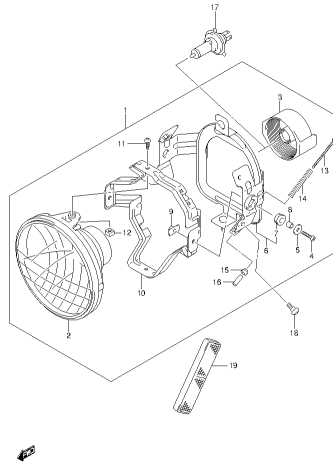
VL1500BTLS_E03_E28_035
SPEEDOMETER

FIG.36

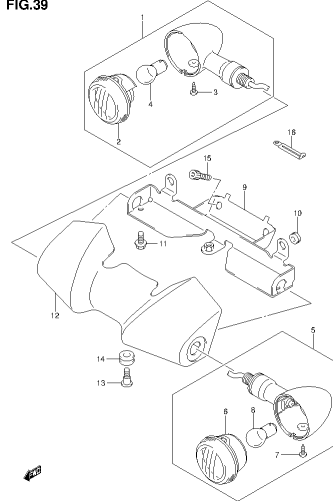
VL1500BTLS_E03_E28_036
SPEEDOMETER

FIG.37

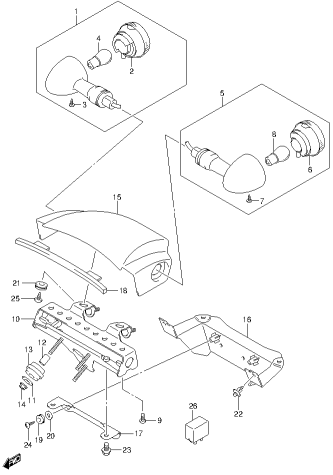
VL1500BTLS_E03_E28_037
SPEEDOMETER

FIG.38

VL1500BTLS_E03_E28_038
HEADLAMP

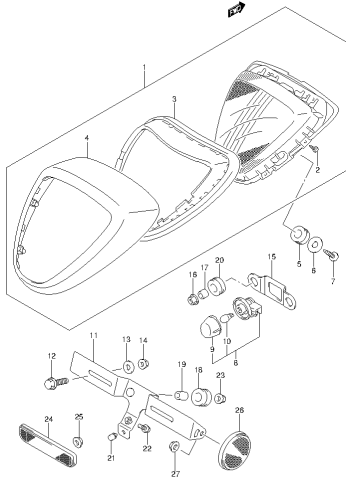
FIG.39

VL1500BTLS_E03_E28_039
FRONT TURN SIGNAL LAMP

FIG.40

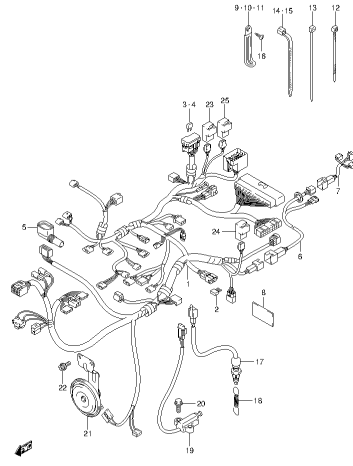
VL1500BTLS_E03_E28_040
REAR TURN SIGNAL LAMP

FIG.41



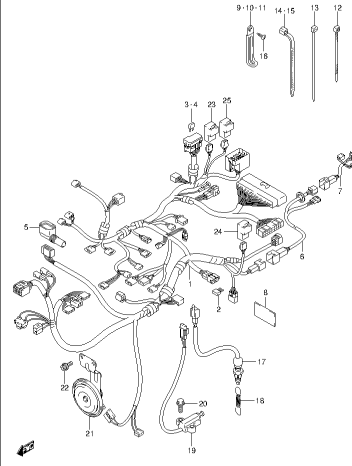
VL1500BT13_E03_E28_041
REAR COMBINATION LAMP

FIG.42



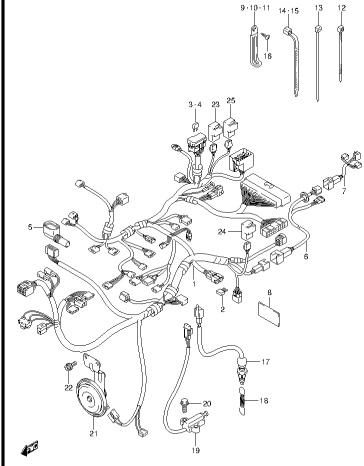
VL1500BT13_E03_E28_042
WIRING HARNESS

FIG.43



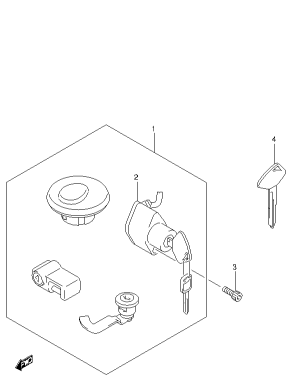
VL1500BT13_E03_E28_043
WIRING HARNESS

FIG.44



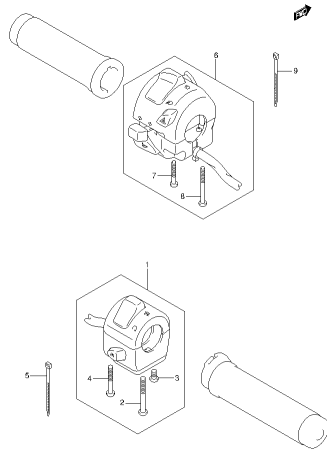
VL1500BT13_E03_E28_044
WIRING HARNESS

FIG.45



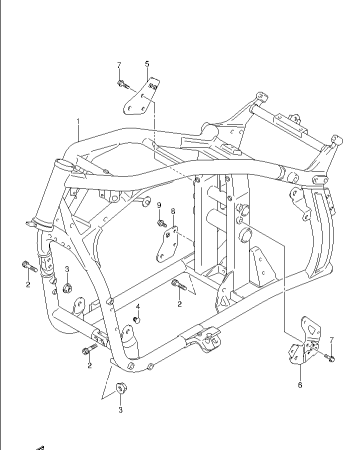
VL1500BT13_E03_E28_045
LOCK SET

FIG.46



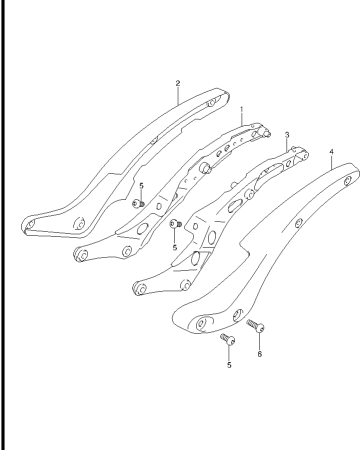
VL1500BT13_E03_E28_046
HANDLE SWITCH

FIG.47



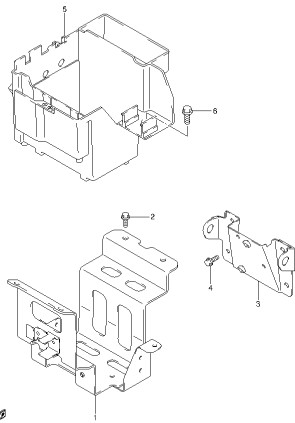
VL1500BT13_E03_E28_047
FRAME

FIG.48



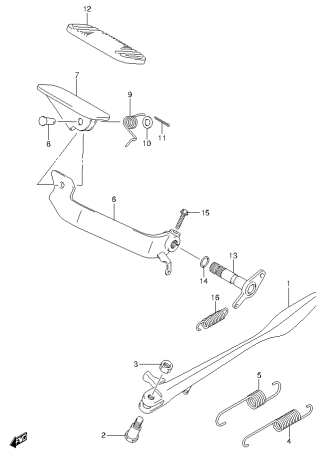
VL1500BT13_E03_E28_048
REAR FRAME

FIG.49



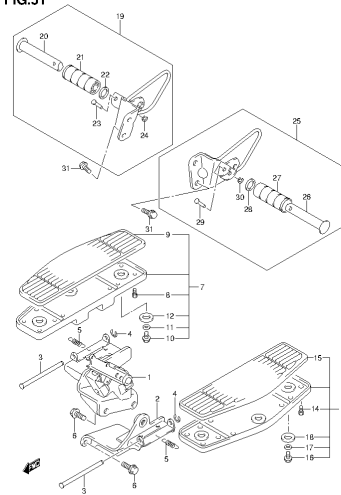
VL1500BTLS_E03_E28_049
HOLDER

FIG.50



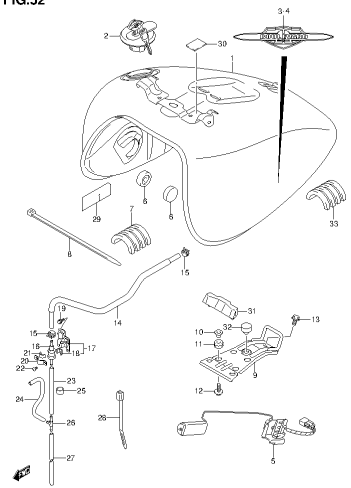
VL1500BTLS_E03_E28_050
STAND

FIG.51



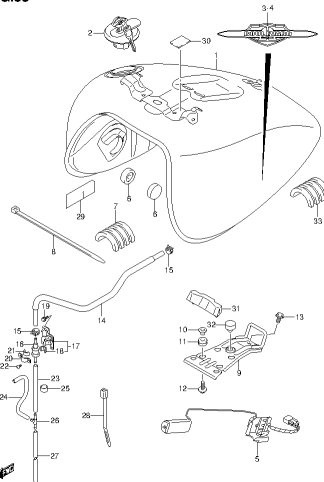
VL1500BTLS_E03_E28_051
FOOTREST

FIG.52



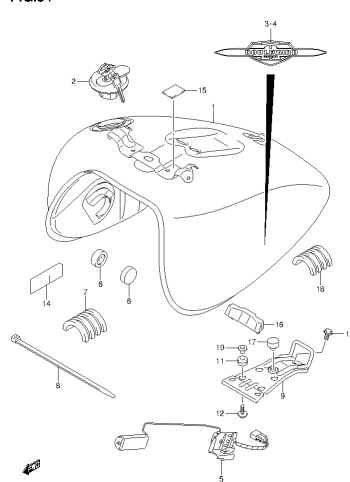
VL1500BTLS_E03_E28_052
FUEL TANK

FIG.53



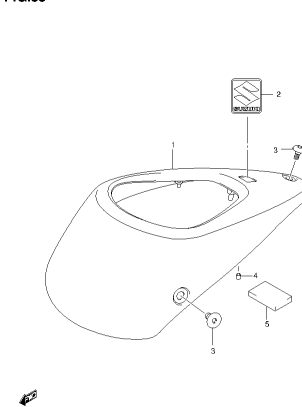
VL1500BTLS_E03_E28_053
FUEL TANK

FIG.54



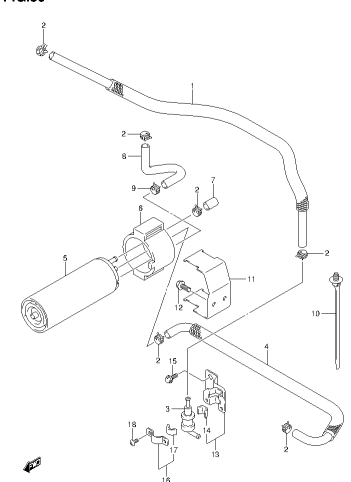
VL1500BTLS_E03_E28_054
FUEL TANK

FIG.55



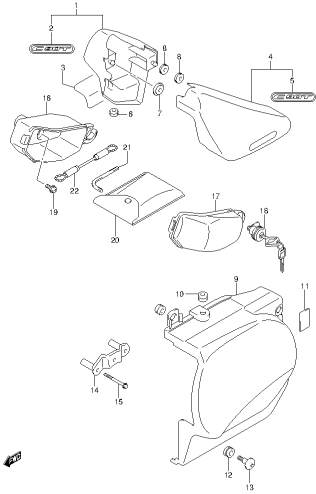
VL1500BTLS_E03_E28_055
FUEL TANK UPPER COVER

FIG.56



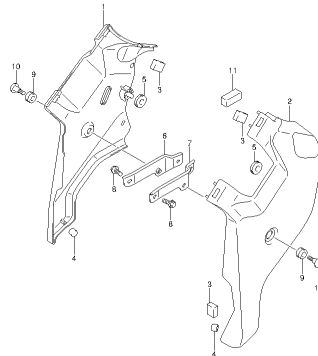
VL1500BTLS_E03_E28_056
EVAP SYSTEM

FIG.57



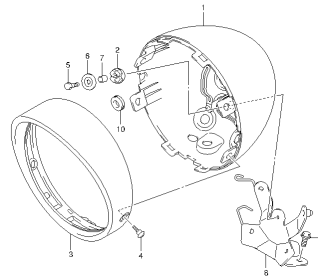
VL1500BTL3_E03_E28_057
FRAME COVER

FIG.58



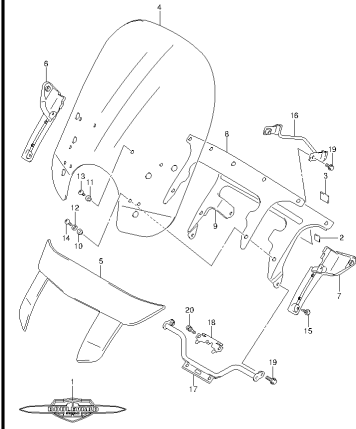
VL1500BTL3_E03_E28_058
FRAME HEAD COVER

FIG.59



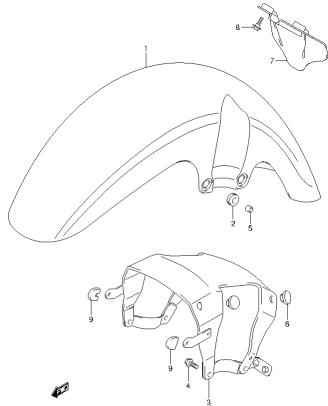
VL1500BTL3_E03_E28_059
HEADLAMP HOUSING

FIG.60



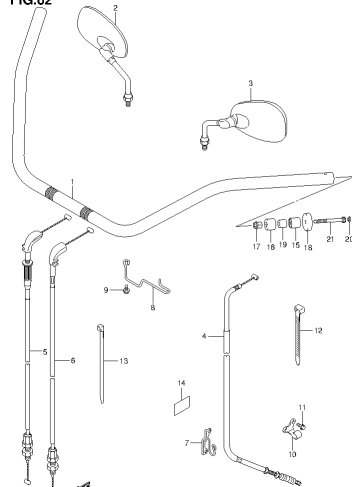
VL1500BTL3_E03_E28_060
WINDSCREEN

FIG.61



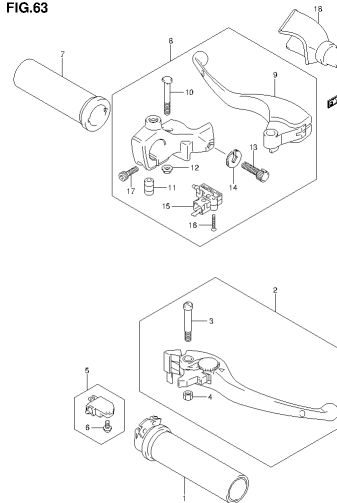
VL1500BTL3_E03_E28_061
FRONT FENDER

FIG.62



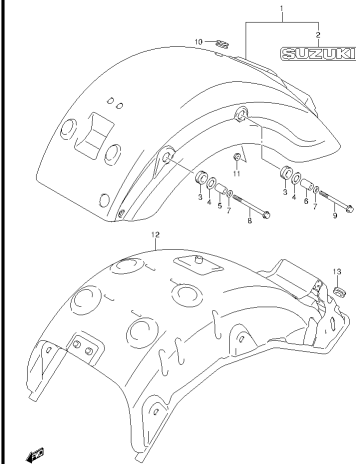
VL1500BTL3_E03_E28_062
HANDLEBAR

FIG.63

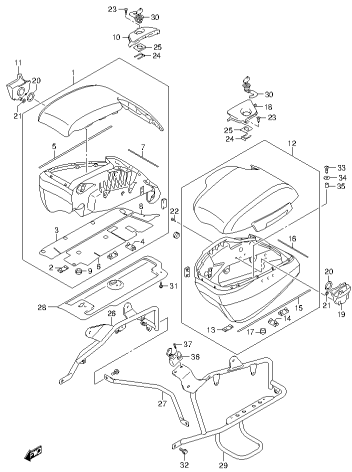


VL1500BTL3_E03_E28_063
HANDLE LEVER

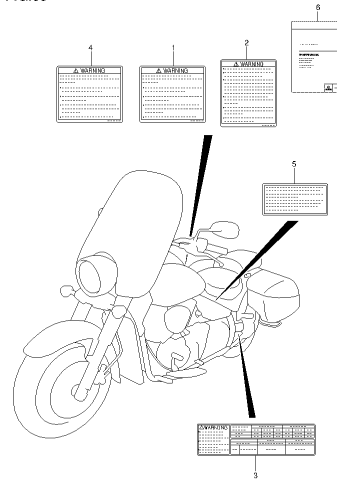
FIG.64



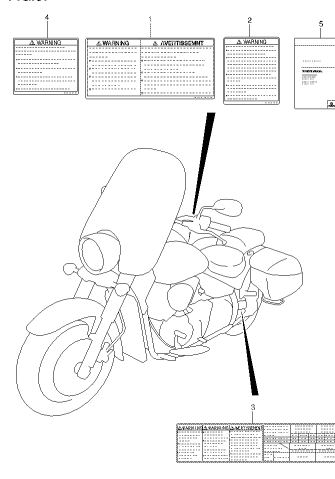
VL1500BTL3_E03_E28_064
REAR FENDER

FIG.65

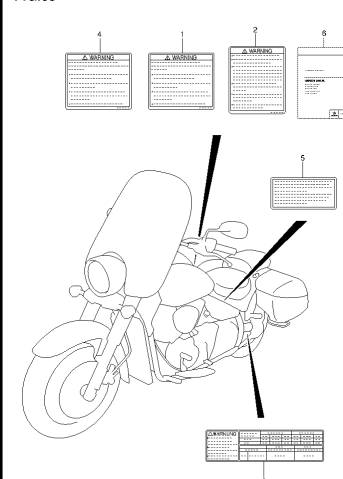
VL1500BT13_E03_E28_065
SIDE BAG

FIG.66

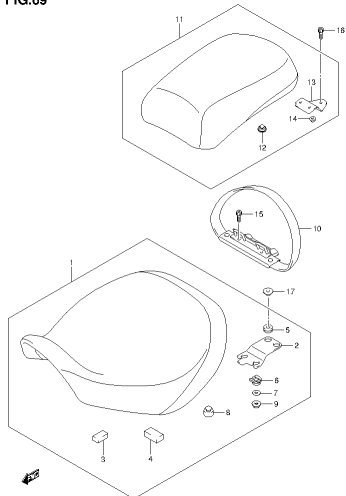
VL1500BT13_E03_E28_066
LABEL

FIG.67

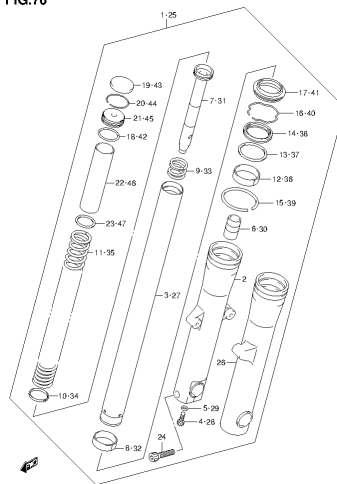
VL1500BT13_E03_E28_067
LABEL

FIG.68

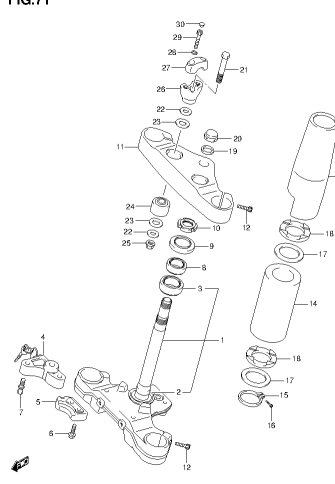
VL1500BT13_E03_E28_068
LABEL

FIG.69

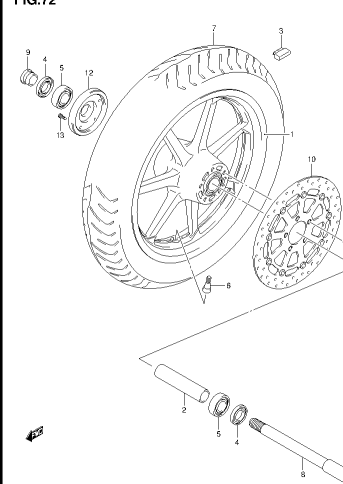
VL1500BT13_E03_E28_069
SEAT

FIG.70

VL1500BT13_E03_E28_070
FRONT FORK DAMPER

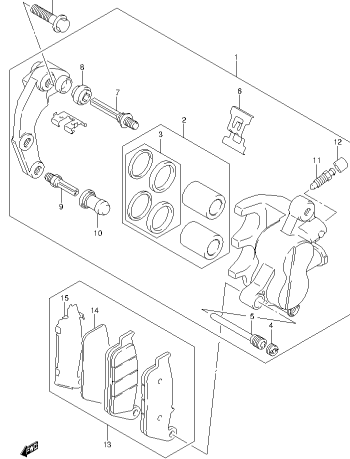
FIG.71

VL1500BT13_E03_E28_071
STEERING STEM

FIG.72

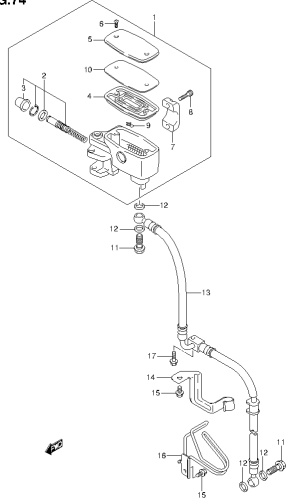
VL1500BT13_E03_E28_072
FRONT WHEEL

FIG.73



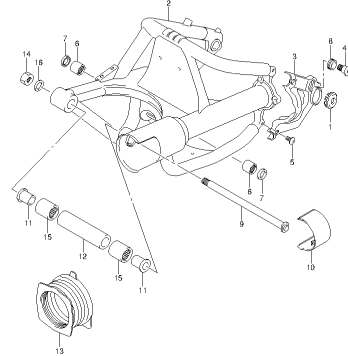
VL1500BT13_E03_E28_073
FRONT CALIPER

FIG.74



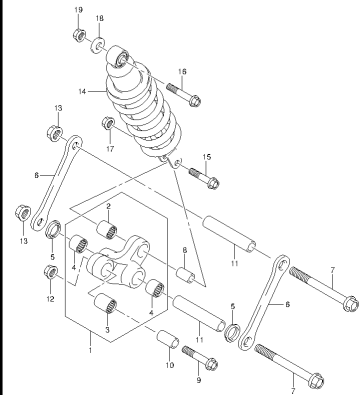
VL1500BT13_E03_E28_074
FRONT MASTER CYLINDER

FIG.75



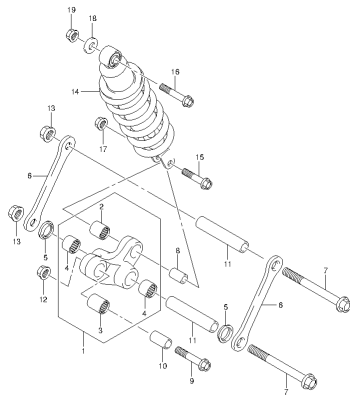
VL1500BT13_E03_E28_075
REAR SWINGARM

FIG.76



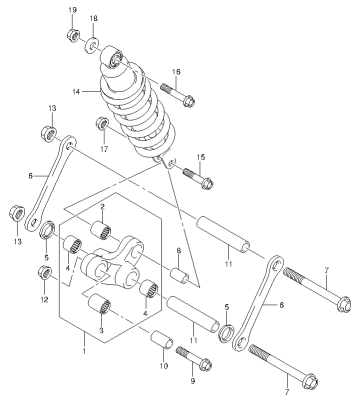
VL1500BT13_E03_E28_076
REAR CUSHION LEVER

FIG.77



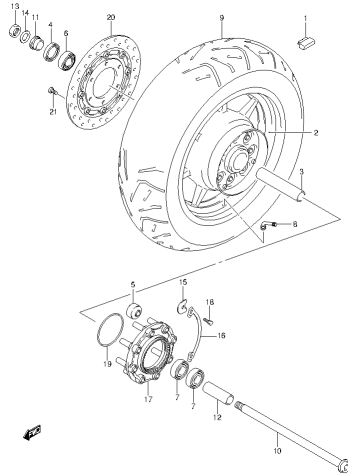
VL1500BT13_E03_E28_077
REAR CUSHION LEVER

FIG.78



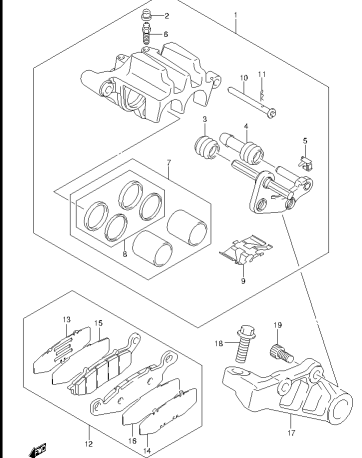
VL1500BT13_E03_E28_078
REAR CUSHION LEVER

FIG.79



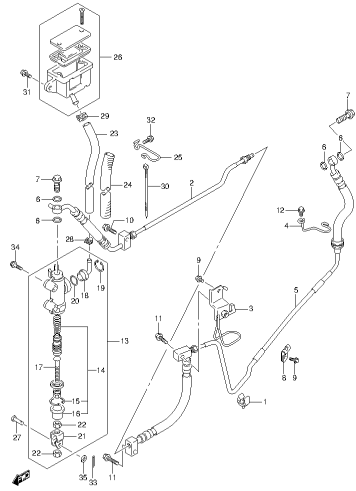
VL1500BT13_E03_E28_079
REAR WHEEL

FIG.80



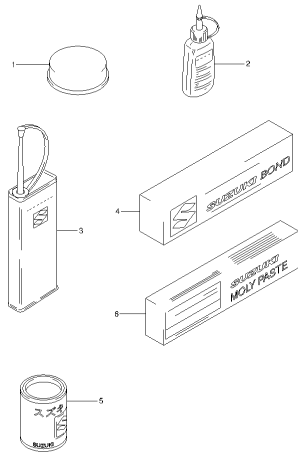
VL1500BT13_E03_E28_080
REAR CALIPER

FIG.81



VLS0087L5_E03_E08_081
REAR MASTER CYLINDER

FIG.82



VLS0087L5_E03_E08_082
OPTIONAL

FIG.1

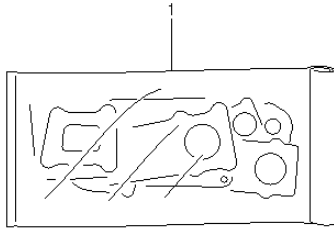


FIG.1 (1-B-2) GASKET SET

| REF NO. | PART NO. | DESCRIPTION | Q'TY | REMARKS |
|---------|-------------|--------------------------------------|------|-----------------|
| 1 | 11401-40890 | GASKET SET | 1 | OPT |
| 2 | 11141-40H00 | .GASKET, CYLINDER HEAD FRONT | 1 | NOT ILLUSTRATED |
| 3 | 11142-40H00 | .GASKET, CYLINDER HEAD REAR | 1 | NOT ILLUSTRATED |
| 4 | 11173-40H00 | .GASKET, CYLINDER HEAD COVER NO.1 | 2 | NOT ILLUSTRATED |
| 5 | 11177-40H00 | .GASKET, CYLINDER HEAD COVER NO.2 | 2 | NOT ILLUSTRATED |
| 6 | 11241-40H00 | .GASKET, CYLINDER FRONT | 1 | NOT ILLUSTRATED |
| 7 | 11242-40H00 | .GASKET, CYLINDER REAR | 1 | NOT ILLUSTRATED |
| 8 | 11482-40H00 | .GASKET, CLUTCH COVER | 1 | NOT ILLUSTRATED |
| 9 | 11483-40H00 | .GASKET, MAGNETO COVER | 1 | NOT ILLUSTRATED |
| 10 | 12837-27G00 | .GASKET, TENSIONER ADJUSTER | 2 | NOT ILLUSTRATED |
| 11 | 14181-31D00 | .GASKET, EXHAUST PIPE | 2 | NOT ILLUSTRATED |

FIG.2

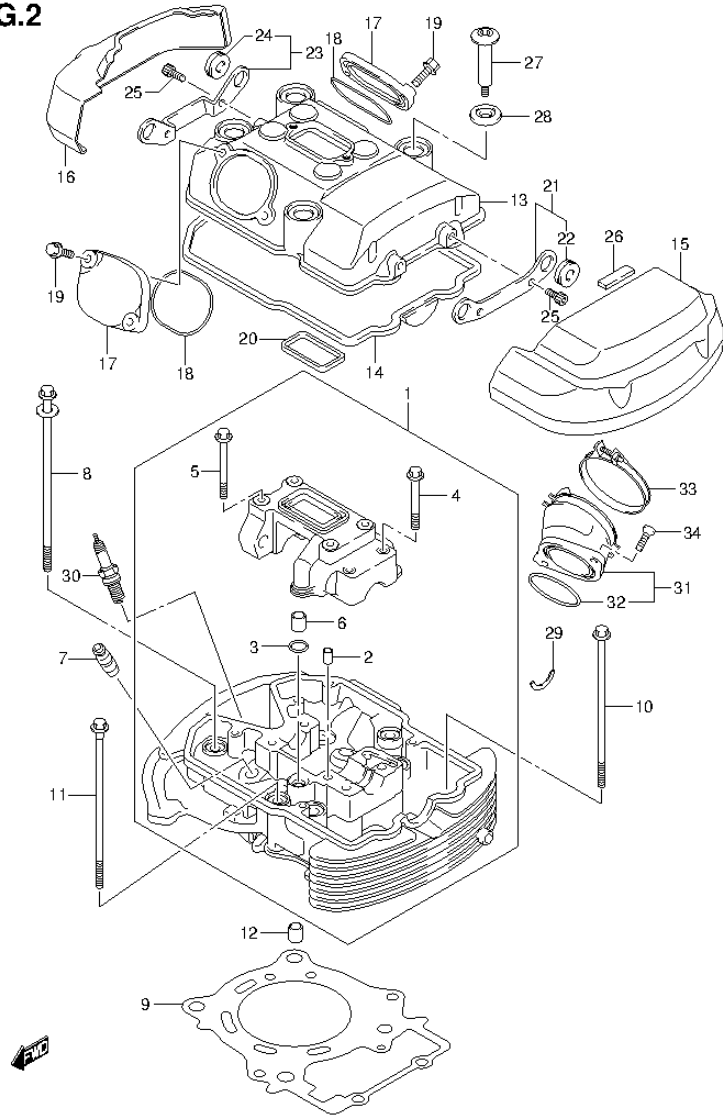


FIG.2 (1-B-3) FRONT CYLINDER HEAD

| REF NO. | PART NO. | DESCRIPTION | Q'TY | REMARKS |
|---------|-------------|-------------------------------|------|---------|
| 1 | 11101-40H00 | HEAD ASSY, CYLINDER FRONT | 1 | |
| 2 | 09206-08001 | .PIN (8X11) | 2 | |
| 3 | 09280-11001 | .O RING (D:2.4,ID:10.8) | 1 | |
| 4 | 01547-0650A | .BOLT | 2 | |
| 5 | 01547-0665A | .BOLT | 4 | |
| 6 | 04211-11129 | .PIN | 1 | |
| 7 | 11115-32E70 | GUIDE, VALVE (OS 0.3) | 4 | OPT |
| 8 | 11117-05H00 | BOLT, CYLINDER HEAD | 4 | |
| 9 | 11141-40H00 | GASKET, CYLINDER HEAD FRONT | 1 | |
| 10 | 09103-08528 | BOLT (8X160) | 2 | |
| 11 | 09103-08529 | BOLT (8X180) | 2 | |
| 12 | 04211-13189 | PIN | 2 | |
| 13 | 11171-40H00 | COVER, CYLINDER HEAD | 1 | |
| 14 | 11173-40H00 | GASKET, HEAD COVER NO.1 | 1 | |
| 15 | 11174-40H00 | CAP, CYLINDER HEAD COVER NO.1 | 1 | |
| 16 | 11175-40H00 | CAP, CYLINDER HEAD COVER NO.2 | 1 | |
| 17 | 11176-40H00 | CAP, INSPECTION | 2 | |
| 18 | 09280-60004 | O RING (D:2.4,ID:23) | 2 | |
| 19 | 01547-0620A | BOLT | 4 | |
| 20 | 11177-40H00 | GASKET, HEAD COVER NO.2 | 1 | |
| 21 | 11180-40H00 | BRACKET, HEAD COVER CAP NO.1 | 1 | |
| 22 | 09320-08013 | .CUSHION | 2 | |
| 23 | 11180-40H10 | BRACKET, HEAD COVER CAP NO.2 | 1 | |
| 24 | 09320-08013 | .CUSHION | 2 | |
| 25 | 07130-0612A | BOLT | 4 | |
| 26 | 94424-03H00 | CUSHION, HEAD COVER CAP | 1 | |
| 27 | 09106-07022 | BOLT (7X57) | 4 | |
| 28 | 11191-27E00 | WASHER | 4 | |
| 29 | 09390-22002 | C RING | 1 | |

FIG.2

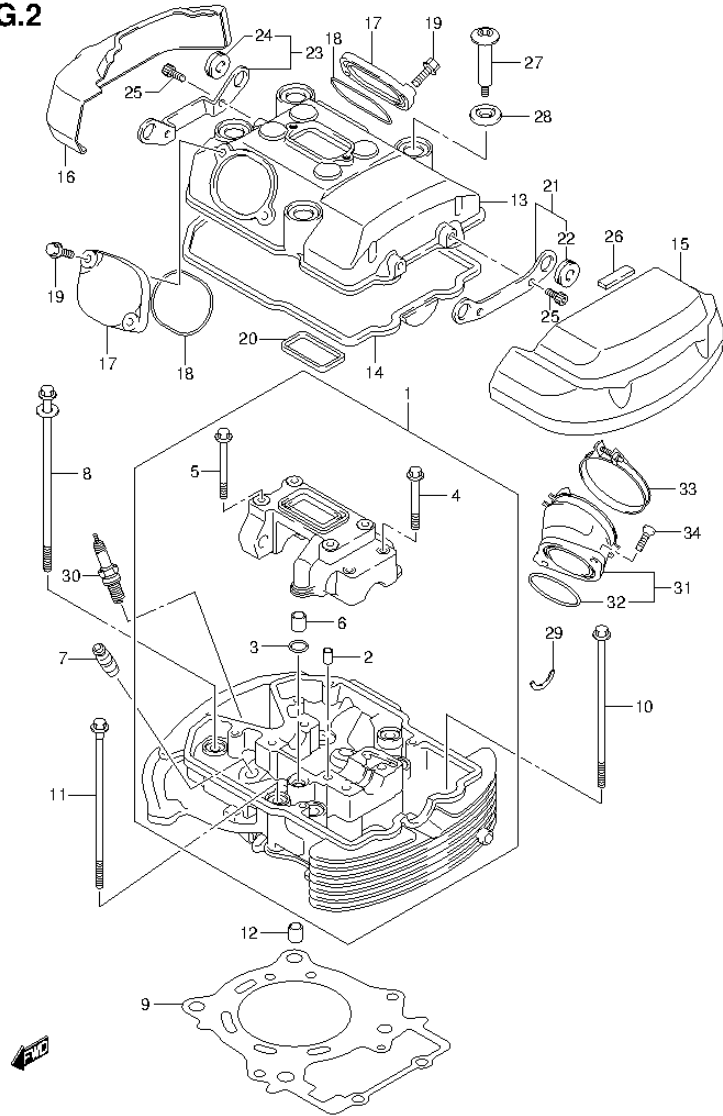


FIG.2 (1-B-4) FRONT CYLINDER HEAD

| REF NO. | PART NO. | DESCRIPTION | Q'TY | REMARKS |
|---------|-------------|-----------------------------|------|---------|
| 30-1 | 09482-00620 | SPARK PLUG (NGK, CPR6EA-9) | 2 | |
| 30-2 | 09482-00626 | SPARK PLUG (DENSO, U20EPR9) | 2 | |
| 30-3 | 09482-00621 | SPARK PLUG (NGK, CPR7EA-9) | 2 | OPT |
| 30-4 | 09482-00627 | SPARK PLUG (DENSO, U22EPR9) | 2 | OPT |
| 31 | 13101-40HA0 | PIPE ASSY, INTAKE | 1 | |
| 32 | 09280-45004 | .O RING (D:2.4, ID:44.7) | 1 | |
| 33 | 13170-40H00 | CLAMP | 1 | |
| 34 | 09120-06008 | BOLT (6X20.5) | 2 | |

FIG.3

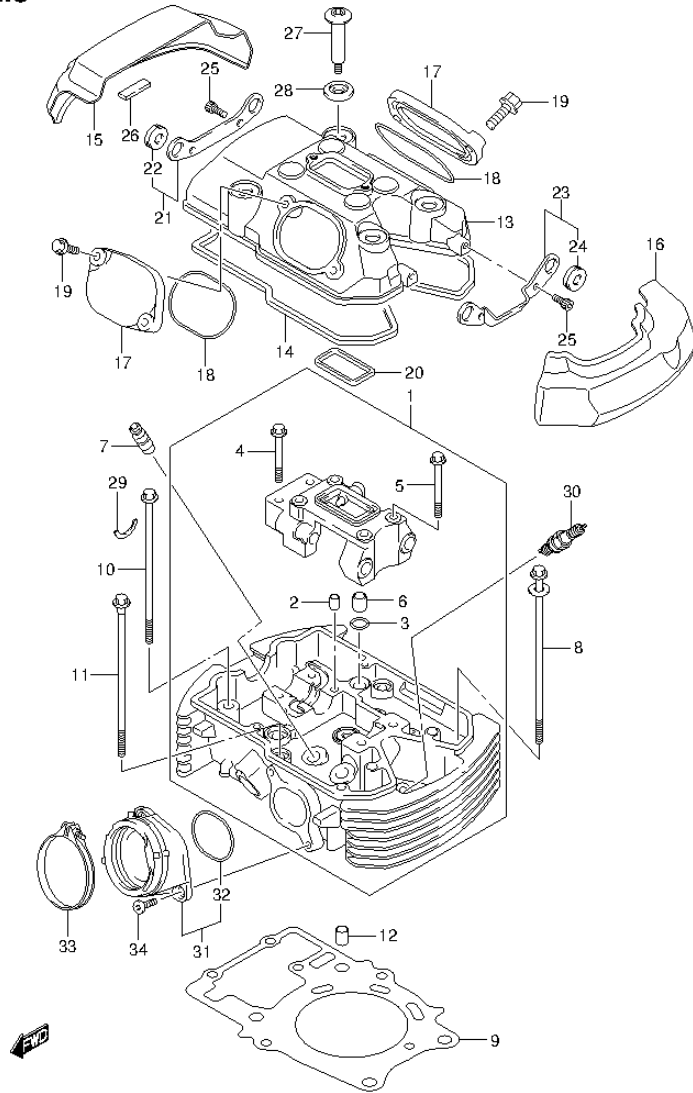


FIG.3 (1-B-5) REAR CYLINDER HEAD

| REF NO. | PART NO. | DESCRIPTION | Q'TY | REMARKS |
|---------|-------------|-------------------------------|------|---------|
| 1 | 11103-40H00 | HEAD ASSY, CYLINDER REAR | 1 | |
| 2 | 09206-08001 | .PIN (8X11) | 2 | |
| 3 | 09280-11001 | .O RING (D:2.4,ID:10.8) | 1 | |
| 4 | 01547-0650A | .BOLT | 2 | |
| 5 | 01547-0665A | .BOLT | 4 | |
| 6 | 04211-11129 | .PIN | 1 | |
| 7 | 11115-32E70 | GUIDE, VALVE (OS 0.3) | 4 | OPT |
| 8 | 11117-05H00 | BOLT, CYLINDER HEAD | 4 | |
| 9 | 11142-40H00 | GASKET, CYLINDER HEAD REAR | 1 | |
| 10 | 09103-08528 | BOLT (8X160) | 2 | |
| 11 | 09103-08529 | BOLT (8X180) | 2 | |
| 12 | 04211-13189 | PIN | 2 | |
| 13 | 11171-40H00 | COVER, CYLINDER HEAD | 1 | |
| 14 | 11173-40H00 | GASKET, HEAD COVER NO.1 | 1 | |
| 15 | 11174-40H20 | CAP, CYLINDER HEAD COVER REAR | 1 | |
| 16 | 11175-40H00 | CAP, CYLINDER HEAD COVER NO.2 | 1 | |
| 17 | 11176-40H00 | CAP, INSPECTION | 2 | |
| 18 | 09280-60004 | O RING (D:2.4,ID:23) | 2 | |
| 19 | 01547-0620A | BOLT | 4 | |
| 20 | 11177-40H00 | GASKET, HEAD COVER NO.2 | 1 | |
| 21 | 11180-40H00 | BRACKET, HEAD COVER CAP NO.1 | 1 | |
| 22 | 09320-08013 | .CUSHION | 2 | |
| 23 | 11180-40H10 | BRACKET, HEAD COVER CAP NO.2 | 1 | |
| 24 | 09320-08013 | .CUSHION | 2 | |
| 25 | 07130-0612A | BOLT | 4 | |
| 26 | 94424-03H00 | CUSHION, HEAD COVER CAP | 1 | |
| 27 | 09106-07022 | BOLT (7X57) | 4 | |
| 28 | 11191-27E00 | WASHER | 4 | |
| 29 | 09390-22002 | C RING | 1 | |

FIG.3

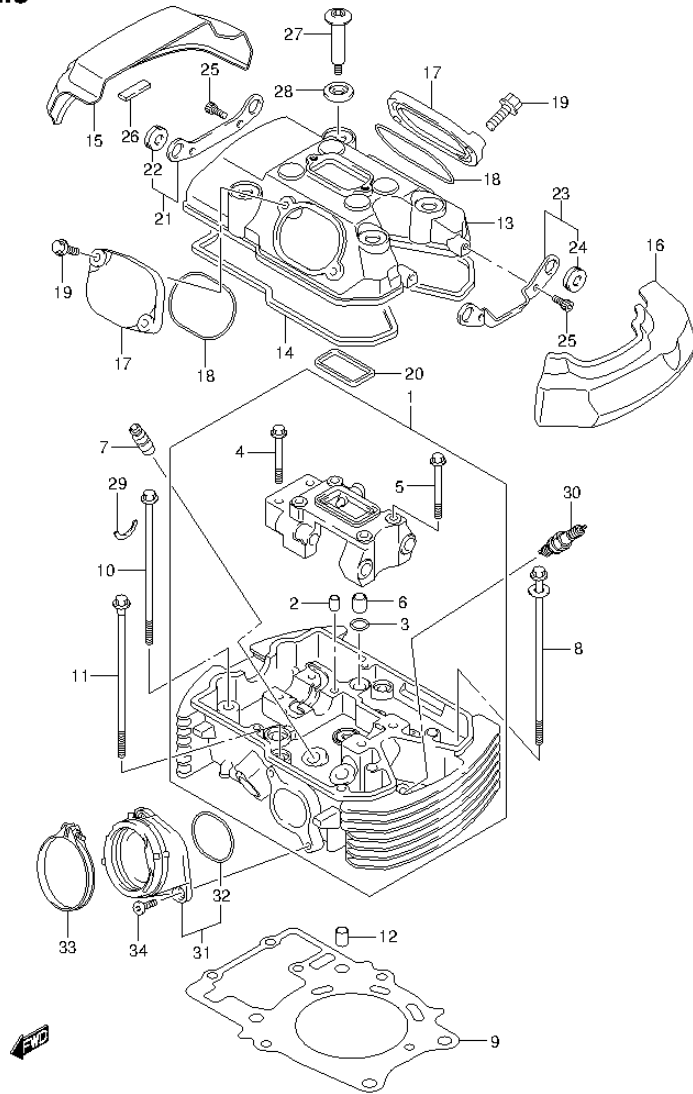


FIG.3 (1-B-6) REAR CYLINDER HEAD

| REF NO. | PART NO. | DESCRIPTION | Q'TY | REMARKS |
|---------|-------------|-----------------------------|------|---------|
| 30-1 | 09482-00620 | SPARK PLUG (NGK, CPR6EA-9) | 2 | |
| 30-2 | 09482-00626 | SPARK PLUG (DENSO, U20EPR9) | 2 | |
| 30-3 | 09482-00621 | SPARK PLUG (NGK, CPR7EA-9) | 2 | OPT |
| 30-4 | 09482-00627 | SPARK PLUG (DENSO, U22EPR9) | 2 | OPT |
| 31 | 13102-40HA0 | PIPE ASSY, INTAKE | 1 | |
| 32 | 09280-45004 | .O RING (D:2.4, ID:44.7) | 1 | |
| 33 | 13170-40H00 | CLAMP | 1 | |
| 34 | 09120-06008 | BOLT (6X20.5) | 2 | |

FIG.4

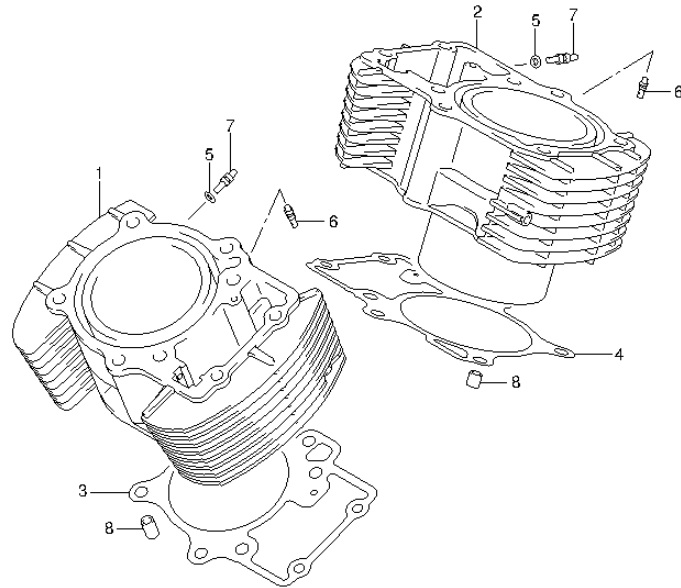


FIG.4 (1-B-7) CYLINDER

| REF NO. | PART NO. | DESCRIPTION | Q'TY | REMARKS |
|---------|-----------------|------------------------|------|---------|
| 1 | 11211-40H01-0F0 | CYLINDER, FRONT | 1 | |
| 2 | 11221-06J00-0F0 | CYLINDER, REAR | 1 | |
| 3 | 11241-40H00 | GASKET, CYLINDER FRONT | 1 | |
| 4 | 11242-40H00 | GASKET, CYLINDER REAR | 1 | |
| 5 | 09280-04004 | O RING (D:1.2, ID:4) | 2 | |
| 6 | 09493-28015 | JET, OIL GALLERY (14) | 2 | |
| 7 | 09493-80005 | JET, OIL GALLERY (8) | 2 | |
| 8 | 04211-13189 | PIN | 4 | |



FIG.5

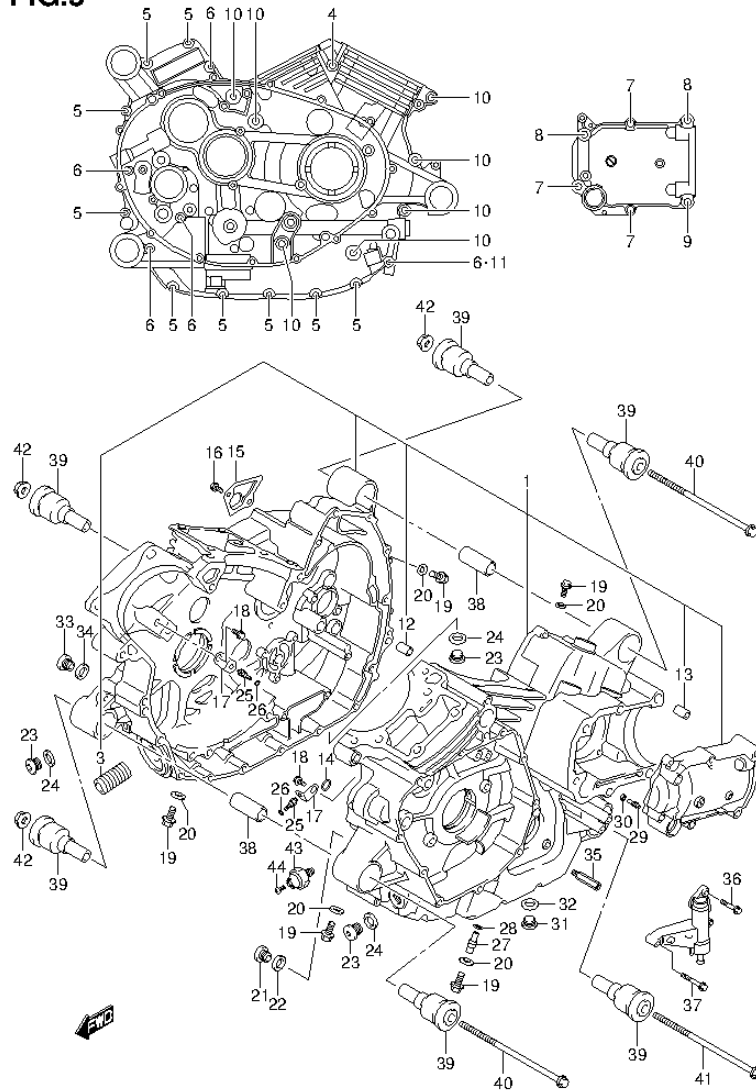


FIG.5 (1-B-8) CRANKCASE

| REF NO. | PART NO. | DESCRIPTION | Q'TY | REMARKS |
|---------|-----------------|---|------|---------------------------|
| 1 | 11301-40870 | CRANKCASE SET | 1 | |
| 2-1 | 12228-40H00-0A0 | .BEARING, CRANK THRUST (T:1.925-1.950) | 1 | SEE ILLUSTRATION ON FIG.7 |
| 2-2 | 12228-40H00-0B0 | .BEARING, CRANK THRUST (T:1.950-1.975) | 1 | |
| 2-3 | 12228-40H00-0C0 | .BEARING, CRANK THRUST (T:1.975-2.000) | 1 | |
| 2-4 | 12228-40H00-0D0 | .BEARING, CRANK THRUST (T:2.000-2.025) | 1 | |
| 2-5 | 12228-40H00-0E0 | .BEARING, CRANK THRUST (T:2.025-2.050) | 1 | |
| 2-6 | 12228-40H00-0F0 | .BEARING, CRANK THRUST (T:2.050-2.075) | 1 | |
| 3 | 16591-06B01 | .UNION, OIL STAND | 1 | |
| 4 | 09103-08122 | .BOLT (8X110) | 1 | |
| 5 | 01547-0645A | .BOLT | 9 | |
| 6 | 01547-0685A | .BOLT | 5 | |
| 7 | 01550-0845A | .BOLT | 3 | |
| 8 | 01550-0860A | .BOLT | 2 | |
| 9 | 01550-0870A | .BOLT | 1 | |
| 10 | 01550-0880A | .BOLT | 7 | |
| 11 | 09168-06023 | .GASKET (5.8X13X1.2) | 1 | |
| 12 | 11319-33E50 | .PIN | 2 | |
| 13 | 09206-11007 | .PIN (8.4X11X20) | 2 | |
| 14 | 09280-12009 | O RING (D:1.9,ID:12.6) | 1 | |
| 15 | 11313-40H00 | PLATE, OIL SEPARATOR | 1 | |
| 16 | 01547-0612A | BOLT | 3 | |
| 17 | 16439-38B00 | PLATE, PISTON JET REAR | 2 | |
| 18 | 01547-0612A | BOLT | 2 | |
| 19 | 01550-0812A | BOLT | 5 | |
| 20 | 09168-08016 | GASKET (8.2X14X1) | 5 | |
| 21 | 09248-10010 | PLUG (10X10) | 1 | |
| 22 | 09168-10002 | GASKET (10X14X3.6) | 1 | |
| 23 | 09248-16012 | PLUG (16X8) | 3 | |

FIG.5

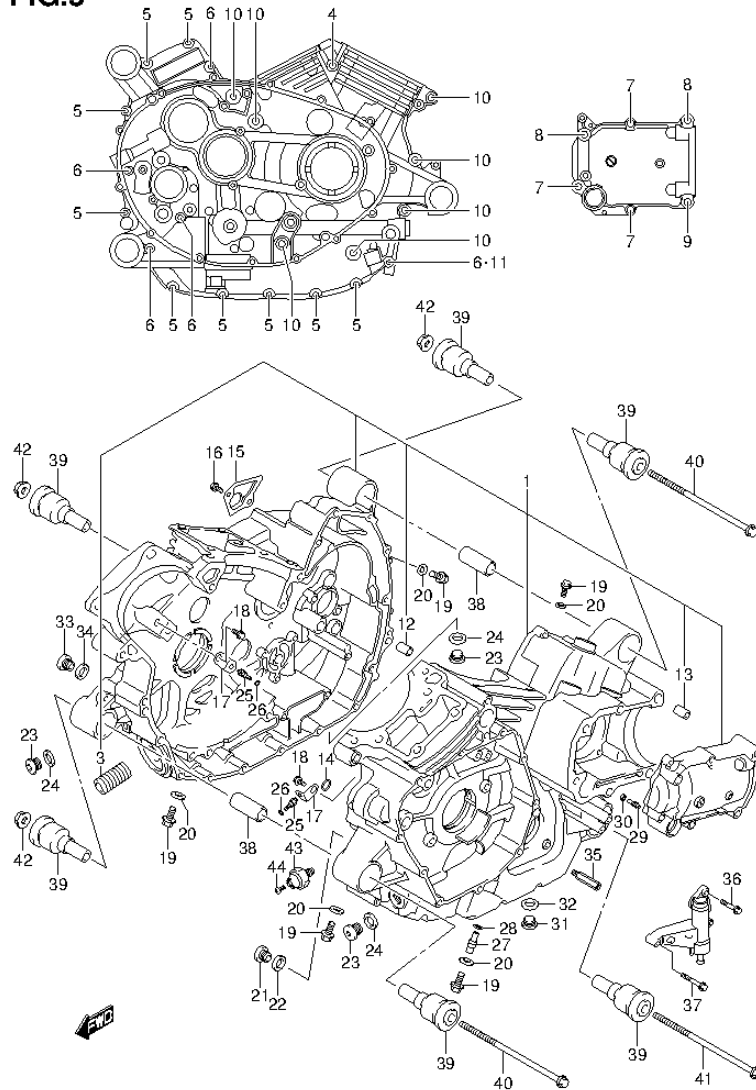


FIG.5 (1-B-9) CRANKCASE

| REF NO. | PART NO. | DESCRIPTION | Q'TY | REMARKS |
|---------|-----------------|----------------------------|------|-----------|
| 24 | 09168-16002 | GASKET (16X22X2) | 3 | |
| 25 | 09493-80009 | JET, PISTON COOLING (0.8) | 2 | |
| 26 | 09280-04004 | O RING (D:1.2,ID:4) | 2 | |
| 27 | 09493-24009 | JET, MISSION OIL (1.2) | 1 | |
| 28 | 09280-04004 | O RING (D:1.2,ID:4) | 1 | |
| 29 | 09493-36004 | JET, SECONDARY OIL (1.8) | 1 | |
| 30 | 09280-04004 | O RING (D:1.2,ID:4) | 1 | |
| 31 | 09247-14036 | PLUG (14X20) | 1 | OIL DRAIN |
| 32 | 09168-14002 | GASKET (13.8X18.8X4.8) | 1 | |
| 33 | 09248-14012 | PLUG (14X12) | 1 | |
| 34 | 09168-14002 | GASKET (13.8X18.8X4.8) | 1 | |
| 35 | 11372-22H00 | BOLT, SEC DRIVE UNIT COVER | 1 | |
| 36 | 01547-0620A | BOLT | 1 | |
| 37 | 01547-0630A | BOLT | 2 | |
| 38 | 11611-48G00 | SPACER, ENGINE MOUNTING | 2 | |
| 39 | 11652-40H20 | BUSH, ENGINE MOUNTING | 6 | |
| 40 | 09103-10041-A05 | BOLT (10X215) | 2 | |
| 41 | 09103-10118 | BOLT (10X195) | 1 | |
| 42 | 08319-3110A | NUT | 3 | |
| 43 | 37820-33D10 | SWITCH ASSY, OIL PRESSURE | 1 | |
| 44 | 37822-33D00 | .BOLT | 1 | |

FIG.6

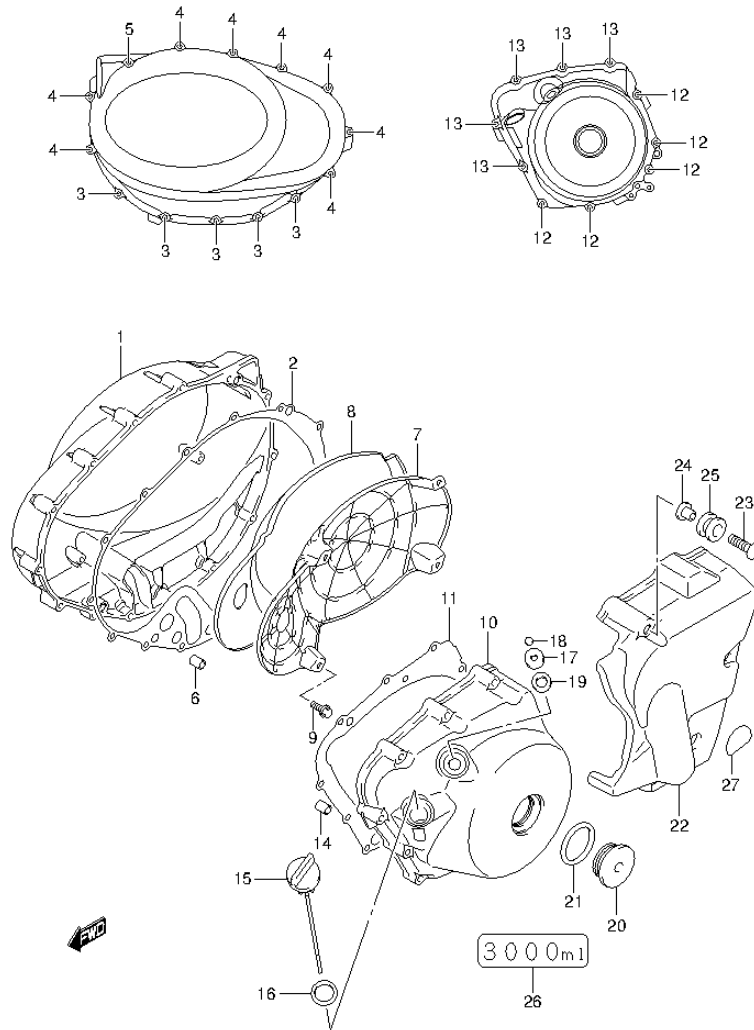


FIG.6 (1-B-10) CRANKCASE COVER

| REF NO. | PART NO. | DESCRIPTION | Q'TY | REMARKS |
|---------|-------------|-----------------------------|------|---------|
| 1 | 11341-40H10 | COVER, CLUTCH | 1 | |
| 2 | 11482-40H00 | GASKET, CLUTCH COVER | 1 | |
| 3 | 09103-06213 | BOLT (6X30) | 5 | |
| 4 | 09103-06215 | BOLT (6X40) | 8 | |
| 5 | 09103-06238 | BOLT (6X50) | 1 | |
| 6 | 04211-09189 | PIN | 2 | |
| 7 | 11342-40H00 | PLATE, CLUTCH COVER | 1 | |
| 8 | 11343-40H00 | DAMPER, CLUTCH COVER | 1 | |
| 9 | 01547-0612A | BOLT | 4 | |
| 10 | 11351-40H10 | COVER, MAGNETO | 1 | |
| 11 | 11483-40H00 | GASKET, MAGNETO COVER | 1 | |
| 12 | 09103-06213 | BOLT (6X30) | 5 | |
| 13 | 09103-06215 | BOLT (6X40) | 5 | |
| 14 | 04211-09149 | PIN | 2 | |
| 15 | 11971-09403 | GAUGE, OIL LEVEL | 1 | |
| 16 | 09280-17003 | O RING (D:3.1,ID:16.8) | 1 | |
| 17 | 09248-14005 | PLUG (14X12) | 1 | |
| 18 | 09250-08012 | CAP (OD:12) | 1 | |
| 19 | 09168-14002 | GASKET (13.8X18.8X4.8) | 1 | |
| 20 | 09259-36008 | PLUG (36X10) | 1 | |
| 21 | 09280-33004 | O RING (D:3.1,ID:32.7) | 1 | |
| 22 | 11361-40H10 | COVER, SECONDARY DRIVE UNIT | 1 | |
| 23 | 09139-06028 | SCREW (6X20) | 3 | |
| 24 | 09169-06062 | WASHER | 3 | |
| 25 | 09320-09501 | CUSHION | 3 | |
| 26 | 68322-40H00 | NOTE, ENGINE OIL | 1 | |
| 27 | 11362-40H00 | PROTECTOR, DRIVE UNIT COVER | 1 | |

FIG.7

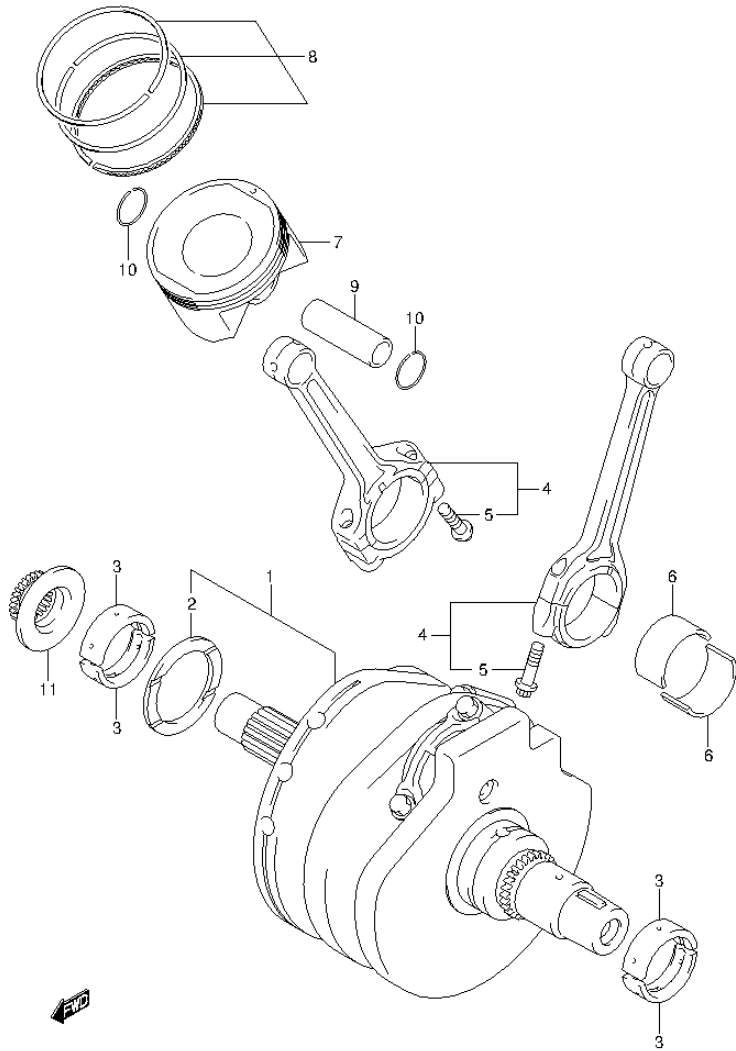


FIG.7 (1-B-11) CRANKSHAFT

| REF NO. | PART NO. | DESCRIPTION | Q'TY | REMARKS |
|---------|-----------------|---|------|---------|
| 1 | 12000-40851 | CRANKSHAFT SET | 1 | |
| 2-1 | 12228-40H00-0A0 | .BEARING, CRANK THRUST (T:1.925-1.950) | 1 | |
| 2-2 | 12228-40H00-0B0 | .BEARING, CRANK THRUST (T:1.950-1.975) | 1 | |
| 2-3 | 12228-40H00-0C0 | .BEARING, CRANK THRUST (T:1.975-2.000) | 1 | |
| 2-4 | 12228-40H00-0D0 | .BEARING, CRANK THRUST (T:2.000-2.025) | 1 | |
| 2-5 | 12228-40H00-0E0 | .BEARING, CRANK THRUST (T:2.025-2.050) | 1 | |
| 2-6 | 12228-40H00-0F0 | .BEARING, CRANK THRUST (T:2.050-2.075) | 1 | |
| 3-1 | 12229-40H00-0A0 | BEARING, CRANKSHAFT (GREEN) | 4 | |
| 3-2 | 12229-40H00-0B0 | BEARING, CRANKSHAFT (BLACK) | 4 | |
| 3-3 | 12229-40H00-0C0 | BEARING, CRANKSHAFT (BROWN) | 4 | |
| 4 | 12160-40H00 | CONNROD ASSY | 2 | |
| 5 | 12163-06G00 | .BOLT | 4 | |
| 6-1 | 12164-40H00-0A0 | BEARING, CRANK PIN (GREEN) | 4 | |
| 6-2 | 12164-40H00-0B0 | BEARING, CRANK PIN (BLACK) | 4 | |
| 6-3 | 12164-40H00-0C0 | BEARING, CRANK PIN (BROWN) | 4 | |
| 6-4 | 12164-40H00-0D0 | BEARING, CRANK PIN (YELLOW) | 4 | |
| 7 | 12111-40H10-0F0 | PISTON | 2 | |
| 8 | 12140-40H01 | RING SET, PISTON | 2 | |
| 9 | 12151-02F00 | PIN, PISTON | 2 | |
| 10 | 09381-22002 | CIRCLIP | 4 | |
| 11 | 12731-40H00 | SPROCKET, CAM CHAIN DRIVE (NT:23) | 1 | |

FIG.8

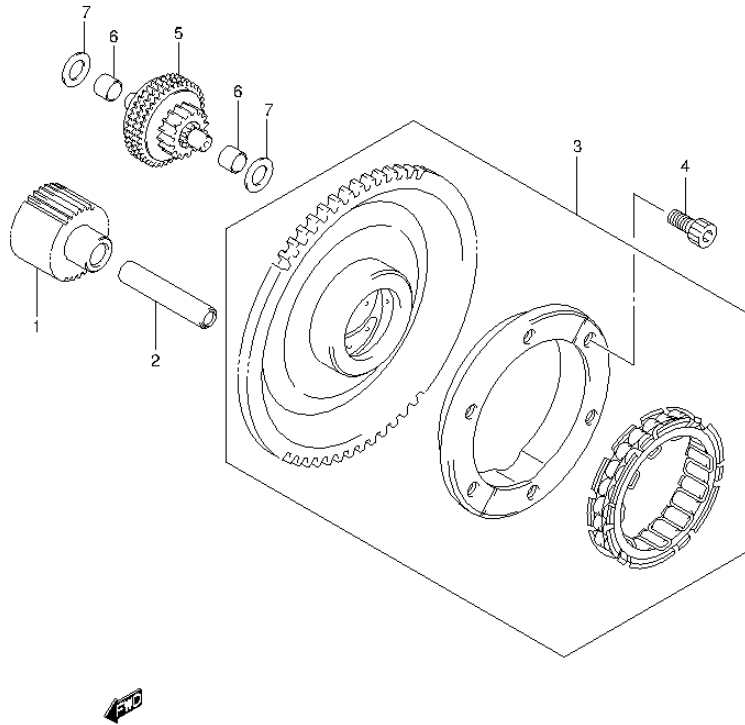


FIG.8 (1-B-12) STARTER CLUTCH

| REF NO. | PART NO. | DESCRIPTION | Q'TY | REMARKS |
|---------|-------------|--|------|---------|
| 1 | 12611-10F00 | GEAR, STARTER IDLE (NT:31) | 1 | |
| 2 | 09206-11015 | PIN (7X11X55) | 1 | |
| 3 | 12600-40840 | CLUTCH SET, STARTER (NT:78) | 1 | |
| 4 | 09106-08190 | BOLT (8X16) | 6 | |
| 5 | 12600-24B01 | LIMITER ASSY, STARTER IDLE GEAR (NT:37) | 1 | |
| 6 | 12618-31G00 | BUSH | 2 | |
| 7 | 09181-10195 | SHIM (10X20X1) | 2 | |

FIG.10

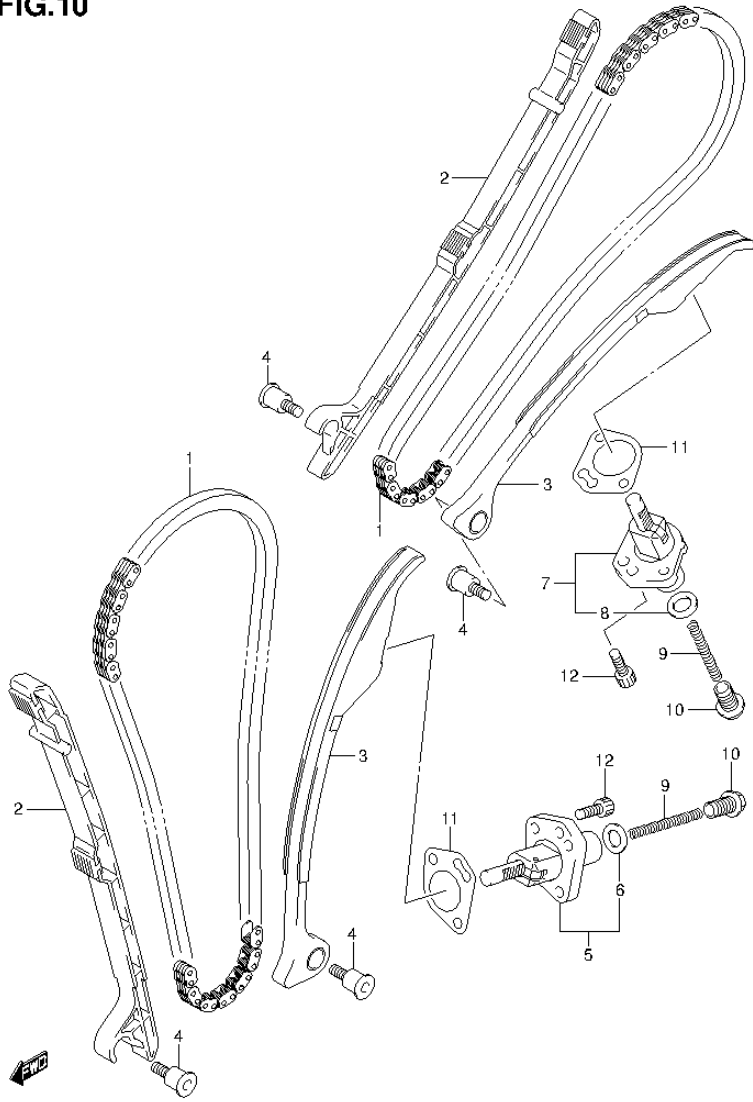


FIG.10 (1-B-14) CAM CHAIN

| REF NO. | PART NO. | DESCRIPTION | Q'TY | REMARKS |
|---------|-------------|--------------------------------|------|---------|
| 1 | 12760-40H00 | CHAIN, CAMSHAFT DRIVE | 2 | |
| 2 | 12771-40H00 | GUIDE, CAM CHAIN | 2 | |
| 3 | 12811-40H00 | TENSIONER, CAM CHAIN | 2 | |
| 4 | 12812-31G00 | BOLT | 4 | |
| 5 | 12830-40H00 | ADJUSTER ASSY, TENSIONER FRONT | 1 | |
| 6 | 12837-24F10 | .GASKET | 1 | |
| 7 | 12830-40H10 | ADJUSTER ASSY, TENSIONER REAR | 1 | |
| 8 | 12837-24F10 | .GASKET | 1 | |
| 9 | 12831-41G00 | SPRING | 2 | |
| 10 | 12833-17G00 | PLUG | 2 | |
| 11 | 12837-27G00 | GASKET | 2 | |
| 12 | 07130-0625A | BOLT | 4 | |

FIG.11

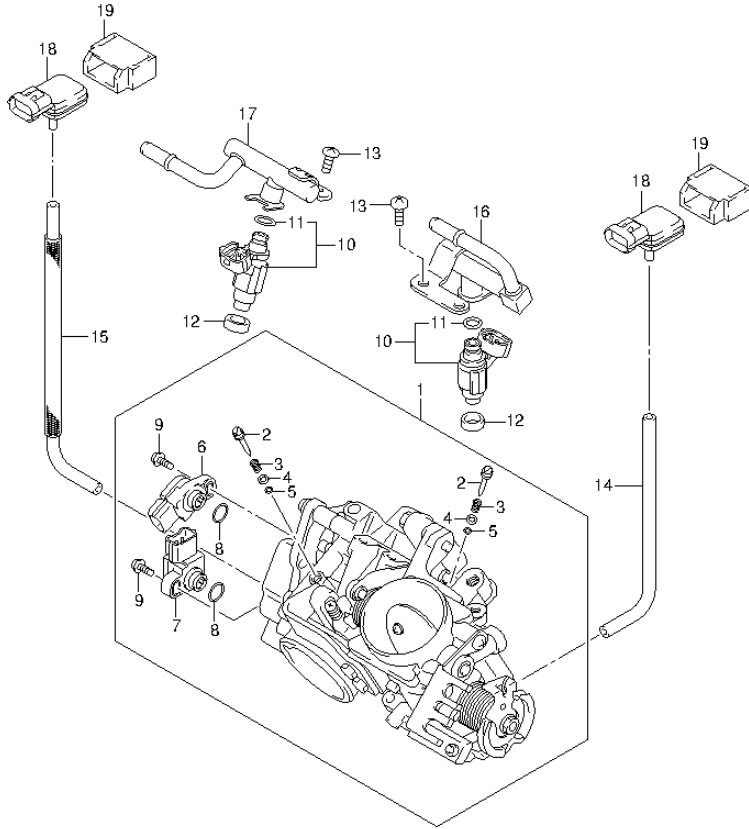


FIG.11 (1-B-15) THROTTLE BODY (VL1500BTL3 E03)

| REF NO. | PART NO. | DESCRIPTION | Q'TY | REMARKS |
|---------|-------------|---------------------|------|---------|
| 1 | 13405-40HA0 | BODY, THROTTLE | 1 | |
| 2 | 13269-33E00 | .ADJUSTER | 2 | |
| 3 | 13268-48700 | .SPRING | 2 | |
| 4 | 13606-47A00 | .WASHER | 2 | |
| 5 | 13295-29900 | .O RING | 2 | |
| 6 | 13580-48G10 | .SENSOR ASSY | 1 | |
| 7 | 13580-48G00 | .SENSOR ASSY | 1 | |
| 8 | 13575-29G00 | .O RING | 2 | |
| 9 | 13605-02F00 | .SCREW | 2 | |
| 10 | 15710-48G00 | INJECTOR ASSY | 2 | |
| 11 | 15717-58B00 | .O RING | 2 | |
| 12 | 15722-29G00 | SEAL | 2 | |
| 13 | 13602-06148 | SCREW | 4 | |
| 14 | 13683-48G00 | HOSE | 1 | |
| 15 | 13683-40H10 | HOSE | 1 | |
| 16 | 15730-40H00 | PIPE ASSY, DELIVERY | 1 | |
| 17 | 15730-40H10 | PIPE ASSY, DELIVERY | 1 | |
| 18 | 18591-41F00 | SENSOR, PRESSURE | 2 | |
| 19 | 18595-33G00 | HOLDER | 2 | |



FIG.12

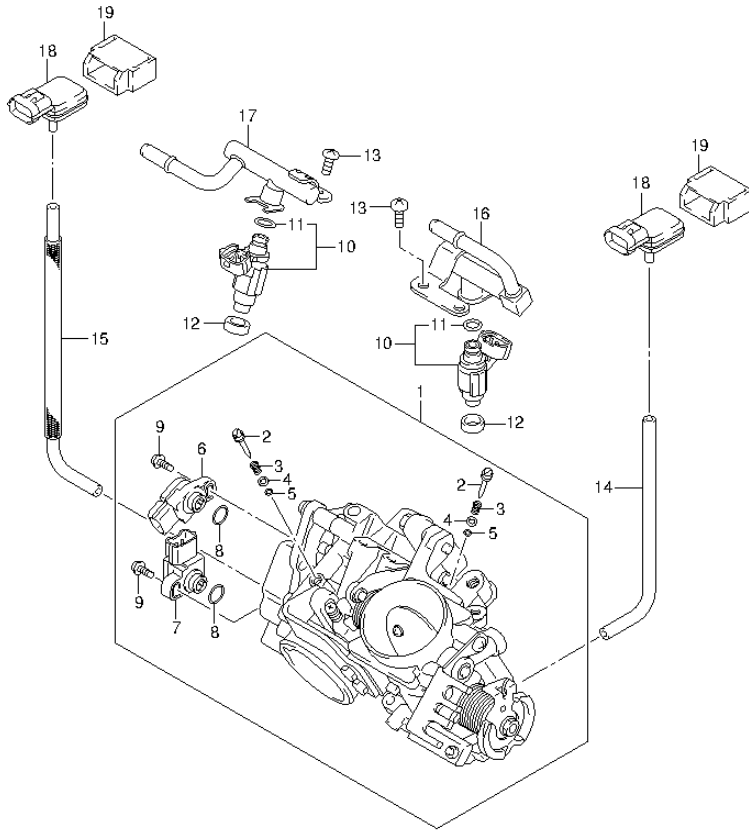


FIG.12 (1-C-2) THROTTLE BODY (VL1500BTL3 E28)

| REF NO. | PART NO. | DESCRIPTION | Q'TY | REMARKS |
|---------|-------------|---------------------|------|---------|
| 1 | 13405-40HA0 | BODY, THROTTLE | 1 | |
| 2 | 13269-33E00 | .ADJUSTER | 2 | |
| 3 | 13268-48700 | .SPRING | 2 | |
| 4 | 13606-47A00 | .WASHER | 2 | |
| 5 | 13295-29900 | .O RING | 2 | |
| 6 | 13580-48G10 | .SENSOR ASSY | 1 | |
| 7 | 13580-48G00 | .SENSOR ASSY | 1 | |
| 8 | 13575-29G00 | .O RING | 2 | |
| 9 | 13605-02F00 | .SCREW | 2 | |
| 10 | 15710-48G00 | INJECTOR ASSY | 2 | |
| 11 | 15717-58B00 | .O RING | 2 | |
| 12 | 15722-29G00 | SEAL | 2 | |
| 13 | 13602-06148 | SCREW | 4 | |
| 14 | 13683-48G00 | HOSE | 1 | |
| 15 | 13683-40H10 | HOSE | 1 | |
| 16 | 15730-40H00 | PIPE ASSY, DELIVERY | 1 | |
| 17 | 15730-40H10 | PIPE ASSY, DELIVERY | 1 | |
| 18 | 18591-41F00 | SENSOR, PRESSURE | 2 | |
| 19 | 18595-33G00 | HOLDER | 2 | |



FIG.13

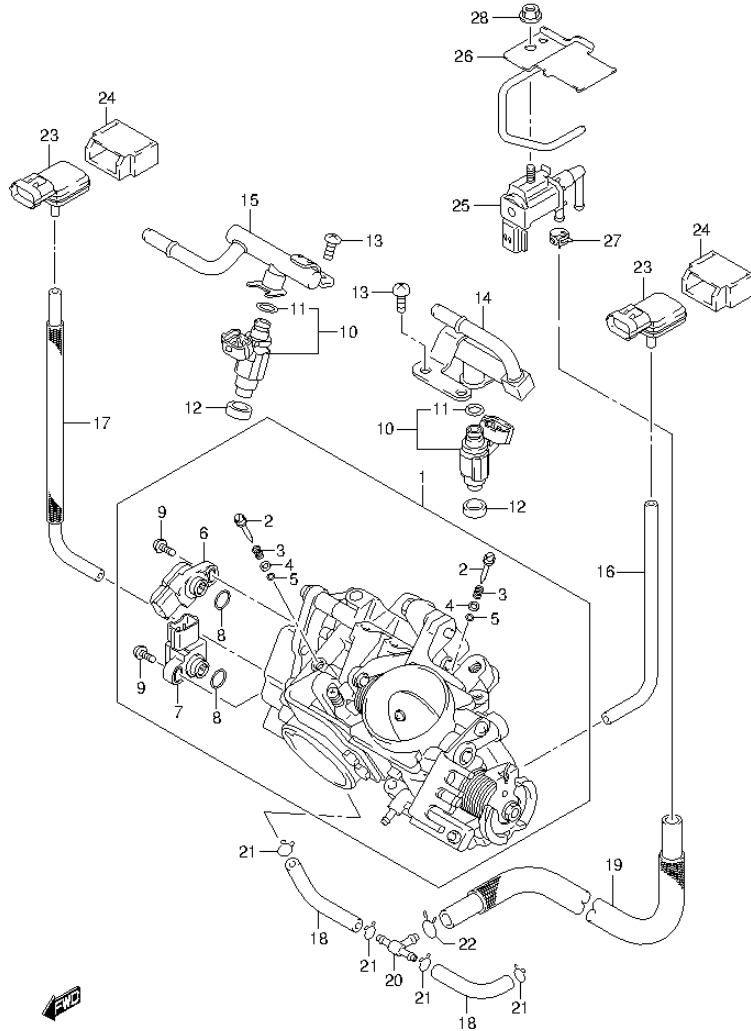


FIG.13 (1-C-3) THROTTLE BODY (VL1500BTL3 E33)

| REF NO. | PART NO. | DESCRIPTION | Q'TY | REMARKS |
|---------|-------------|-----------------------|------|---------|
| 1 | 13405-40HB0 | BODY, THROTTLE | 1 | |
| 2 | 13269-33E00 | .ADJUSTER | 2 | |
| 3 | 13268-48700 | .SPRING | 2 | |
| 4 | 13606-47A00 | .WASHER | 2 | |
| 5 | 13295-29900 | .O RING | 2 | |
| 6 | 13580-48G10 | .SENSOR ASSY | 1 | |
| 7 | 13580-48G00 | .SENSOR ASSY | 1 | |
| 8 | 13575-29G00 | .O RING | 2 | |
| 9 | 13605-02F00 | .SCREW | 2 | |
| 10 | 15710-48G00 | INJECTOR ASSY | 2 | |
| 11 | 15717-58B00 | .O RING | 2 | |
| 12 | 15722-29G00 | SEAL | 2 | |
| 13 | 13602-06148 | SCREW | 4 | |
| 14 | 15730-40H00 | PIPE ASSY, DELIVERY | 1 | |
| 15 | 15730-40H10 | PIPE ASSY, DELIVERY | 1 | |
| 16 | 13683-48G00 | HOSE | 1 | |
| 17 | 13683-40H10 | HOSE | 1 | |
| 18 | 13683-48G21 | HOSE | 2 | |
| 19 | 13683-40H20 | HOSE | 1 | |
| 20 | 13685-04F10 | NIPPLE | 1 | |
| 21 | 09401-06101 | CLIP | 4 | |
| 22 | 09401-10410 | CLIP | 1 | |
| 23 | 18591-41F00 | SENSOR, PRESSURE | 2 | |
| 24 | 18595-33G00 | HOLDER | 2 | |
| 25 | 18117-52G10 | VALVE, CANISTER PURGE | 1 | |
| 26 | 18119-06J00 | BRACKET, PURGE VALVE | 1 | |
| 27 | 09401-10411 | CLIP | 1 | |
| 28 | 08316-1006A | NUT | 1 | |

FIG.14

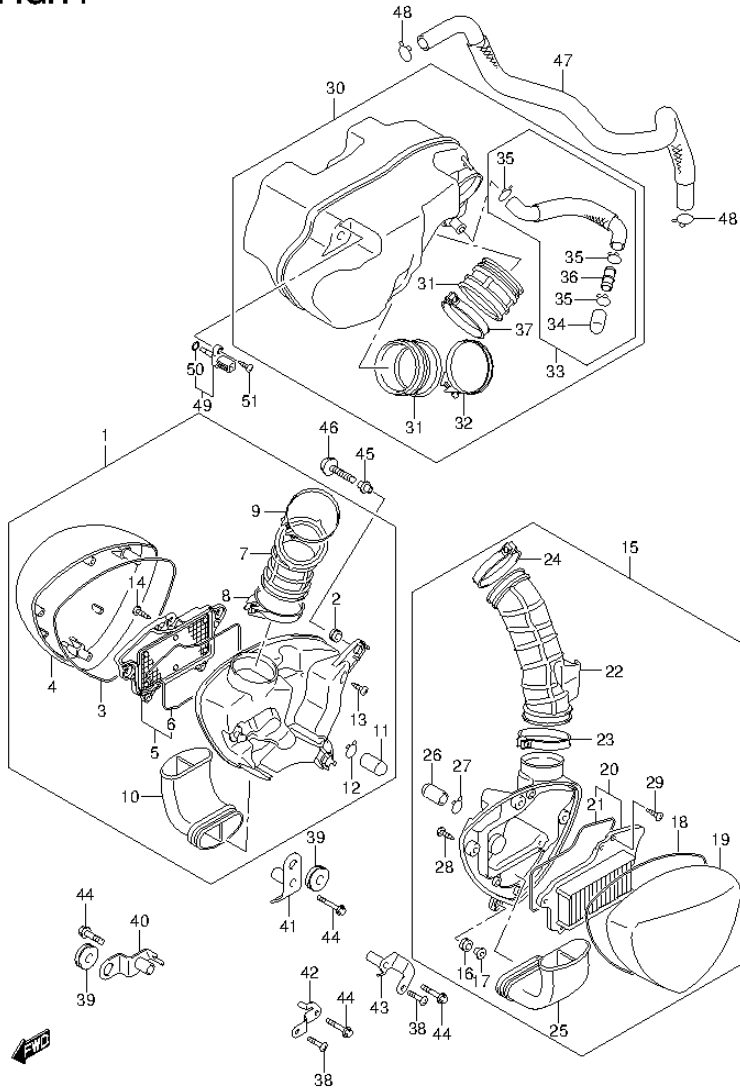


FIG.14 (1-C-4) AIR CLEANER

| REF NO. | PART NO. | DESCRIPTION | Q'TY | REMARKS |
|---------|-------------|----------------------|------|---------|
| 1 | 13701-40HB0 | CLEANER, AIR RH | 1 | |
| 2 | 09320-09016 | .CUSHION | 2 | |
| 3 | 13756-40H00 | .GASKET | 1 | |
| 4 | 13741-40HB0 | .CAP, AIR CLEANER | 1 | |
| 5 | 13780-40H00 | .FILTER ASSY | 1 | |
| 6 | 13787-40H00 | .GASKET | 1 | |
| 7 | 13738-40H00 | .TUBE, JOINT RH | 1 | |
| 8 | 09402-62208 | .CLAMP | 1 | |
| 9 | 13826-40H00 | .CLAMP | 1 | |
| 10 | 13891-40H01 | .TUBE, INLET | 1 | |
| 11 | 13878-09F00 | .PLUG, DRAIN | 1 | |
| 12 | 09401-14101 | .CLIP | 1 | |
| 13 | 03211-0520A | .SCREW | 4 | |
| 14 | 03541-0516A | .SCREW | 3 | |
| 15 | 13702-40HB0 | CLEANER, AIR LH | 1 | |
| 16 | 09320-09016 | .CUSHION | 2 | |
| 17 | 13812-29C50 | .COLLAR | 2 | |
| 18 | 13756-40H00 | .GASKET | 1 | |
| 19 | 13741-40HB0 | .CAP, AIR CLEANER | 1 | |
| 20 | 13780-40H00 | .FILTER ASSY | 1 | |
| 21 | 13787-40H00 | .GASKET | 1 | |
| 22 | 13739-40H00 | .TUBE, JOINT LH | 1 | |
| 23 | 09402-62208 | .CLAMP | 1 | |
| 24 | 13827-40H01 | .CLAMP | 1 | |
| 25 | 13891-40H01 | .TUBE, INLET | 1 | |
| 26 | 13878-09F00 | .PLUG, DRAIN | 1 | |
| 27 | 09401-14101 | .CLIP | 1 | |
| 28 | 03211-0520A | .SCREW | 4 | |
| 29 | 03541-0516A | .SCREW | 3 | |
| 30 | 13710-40H01 | CHAMBER, AIR CLEANER | 1 | |
| 31 | 13881-40H01 | .TUBE, OUTLET | 2 | |
| 32 | 13170-39H00 | .CLAMP | 1 | |
| 33 | 13870-40H00 | .TUBE, DRAIN | 1 | |
| 34 | 13859-41B10 | .PLUG, DRAIN TUBE | 1 | |

FIG.14

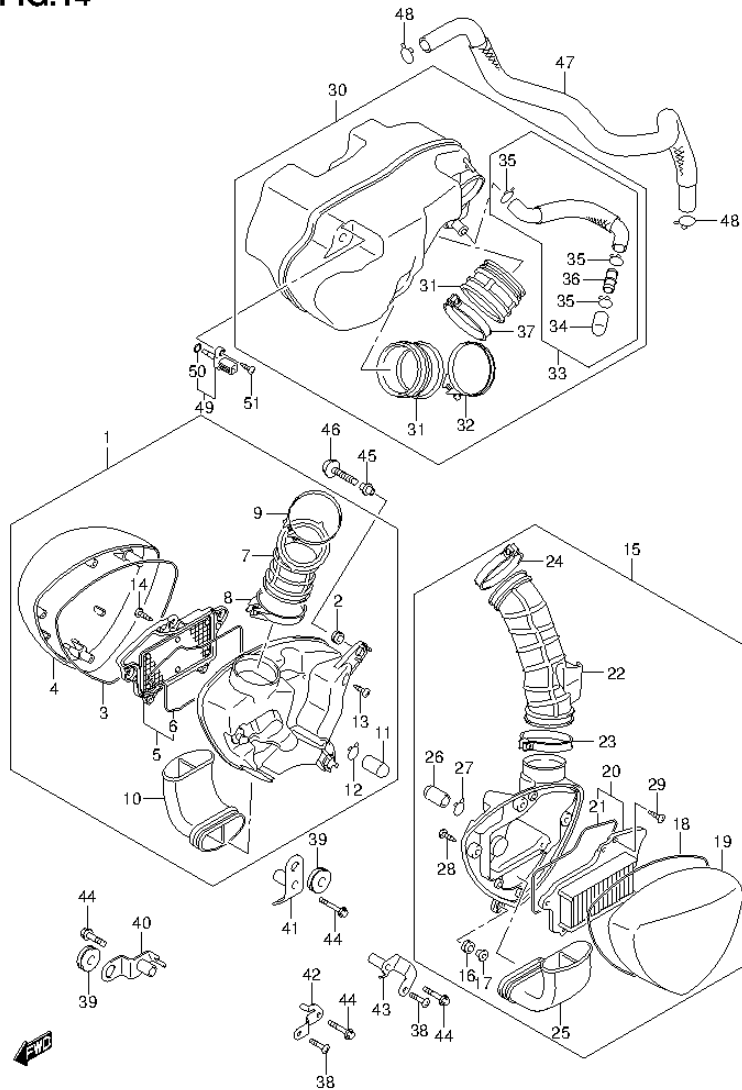


FIG.14 (1-C-5) AIR CLEANER

| REF NO. | PART NO. | DESCRIPTION | Q'TY | REMARKS |
|---------|-------------|------------------|------|---------|
| 35 | 09401-14101 | ..CLIP | 3 | |
| 36 | 13888-19B00 | ..JOINT | 1 | |
| 37 | 13826-40HB0 | ..CLAMP | 1 | |
| 38 | 09139-06056 | SCREW (6X20) | 2 | |
| 39 | 09320-08028 | CUSHION | 2 | |
| 40 | 13760-40H00 | BRACKET, RH | 1 | |
| 41 | 13770-40H00 | BRACKET, LH NO.1 | 1 | |
| 42 | 13770-40H11 | BRACKET, LH NO.2 | 1 | |
| 43 | 13770-40H20 | BRACKET, LH NO.3 | 1 | |
| 44 | 09103-06509 | BOLT (6X30) | 4 | |
| 45 | 13838-40H00 | SPACER | 2 | |
| 46 | 09136-06167 | SCREW (6X35) | 2 | |
| 47 | 13850-40H00 | TUBE, BREATHER | 1 | |
| 48 | 09401-20405 | CLIP | 2 | |
| 49 | 13650-41F10 | SENSOR, AIR TEMP | 1 | |
| 50 | 13655-41F10 | ..O RING | 1 | |
| 51 | 03511-0516B | SCREW | 1 | |

FIG.15

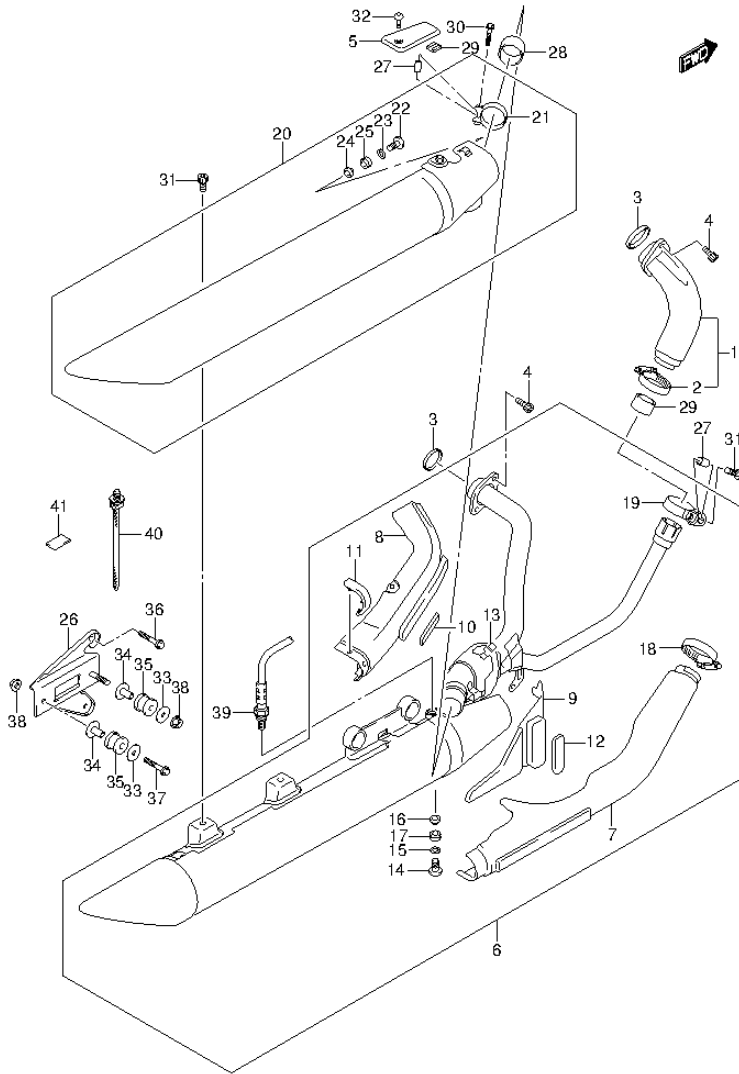


FIG.15 (1-C-6) MUFFLER

| REF NO. | PART NO. | DESCRIPTION | Q'TY | REMARKS |
|---------|-------------|------------------------------|------|---------|
| 1 | 14150-40H10 | PIPE, EXHAUST FRONT | 1 | |
| 2 | 09402-45503 | .CLAMP | 1 | |
| 3 | 14181-31D00 | GASKET, EXHAUST PIPE | 2 | |
| 4 | 09106-08175 | BOLT (8X30) | 4 | |
| 5 | 14260-06J10 | COVER, MUFFLER REAR UPPER | 1 | |
| 6 | 14305-06J20 | MUFFLER, FRONT | 1 | |
| 7 | 14170-06J10 | .COVER, EXHAUST FRONT | 1 | |
| 8 | 14180-06J10 | .COVER, EXHAUST REAR | 1 | |
| 9 | 14250-06J10 | .COVER, EXHAUST CENTER | 1 | |
| 10 | 14780-48G10 | .PROTECTOR, UPPER | 1 | |
| 11 | 14782-06J00 | .CUSHION, EXHAUST PIPE COVER | 1 | |
| 12 | 14790-48G20 | .PROTECTOR, LOWER | 1 | |
| 13 | 14795-10FA0 | .GROMMET | 3 | |
| 14 | 09139-06028 | .SCREW (6X20) | 1 | |
| 15 | 09160-06141 | .WASHER (6.5X20X1) | 1 | |
| 16 | 09180-06331 | .SPACER (6.2X8.4X10.9) | 1 | |
| 17 | 09320-08070 | .CUSHION | 1 | |
| 18 | 09402-45503 | .CLAMP | 5 | |
| 19 | 14459-40H00 | .CLAMP, CONNECTOR | 1 | |
| 20 | 14340-06J20 | BODY, MUFFLER REAR | 1 | |
| 21 | 14459-40H00 | .CONNECTOR | 1 | |
| 22 | 09139-06028 | .SCREW (6X20) | 1 | |
| 23 | 09160-06141 | .WASHER (6.5X20X1) | 1 | |
| 24 | 09180-06331 | .SPACER (6.2X8.4X10.9) | 1 | |
| 25 | 09320-08070 | .CUSHION | 1 | |
| 26 | 14410-40H00 | BRACKET, MUFFLER SUPPORT | 1 | |
| 27 | 14458-45G10 | SPACER, MUFFLER CLAMP | 2 | |
| 28 | 14771-40H00 | CONNECTOR | 2 | |
| 29 | 14795-10FA0 | GROMMET | 1 | |
| 30 | 09103-08365 | BOLT (8X35) | 2 | |
| 31 | 09106-08107 | BOLT (8X20) | 2 | |
| 32 | 09139-06172 | SCREW (6X10) | 1 | |
| 33 | 09160-08146 | WASHER (8.5X33X1.5) | 2 | |
| 34 | 09180-08156 | SPACER (8.6X12X27.1) | 2 | |

FIG.15

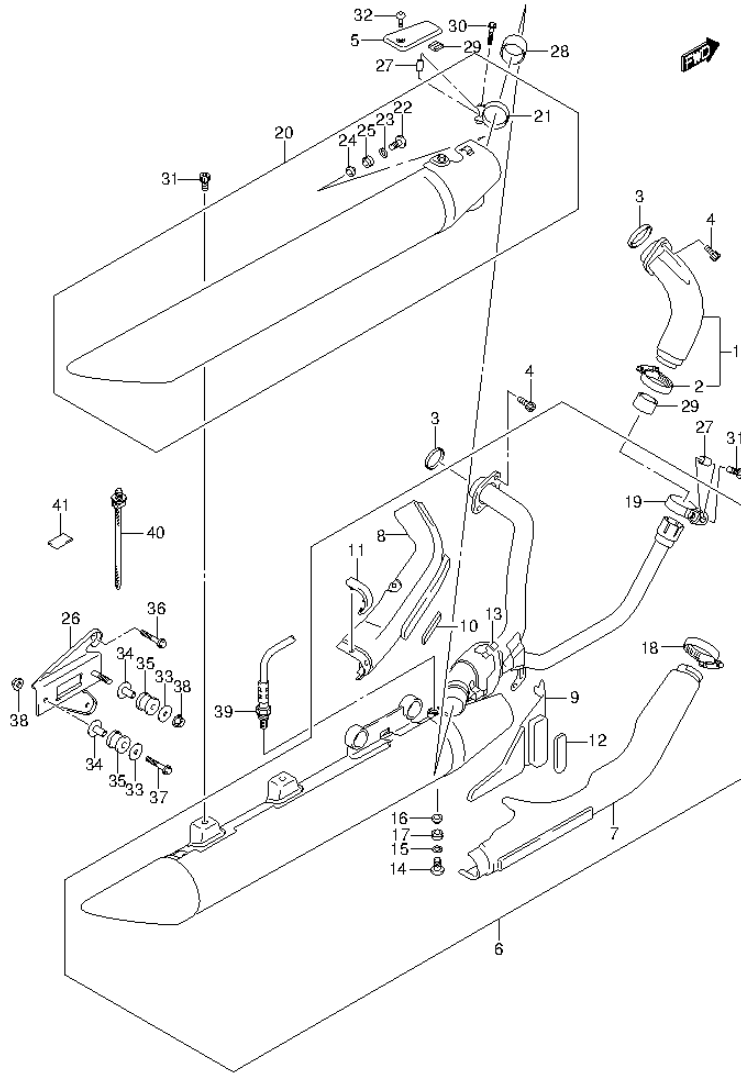


FIG.15 (1-C-7) MUFFLER

| REF NO. | PART NO. | DESCRIPTION | Q'TY | REMARKS |
|---------|-------------|-------------------------|------|---------|
| 35 | 09320-12049 | CUSHION | 2 | |
| 36 | 01550-0816A | BOLT | 2 | |
| 37 | 01550-0845A | BOLT | 1 | |
| 38 | 08361-2508A | NUT | 2 | |
| 39 | 18213-48G00 | SENSOR, OXYGEN | 1 | |
| 40 | 09407-17403 | CLAMP (L:154) | 1 | |
| 41 | 44558-45G00 | CUSHION, O2 SENSOR LEAD | 1 | |

FIG.16

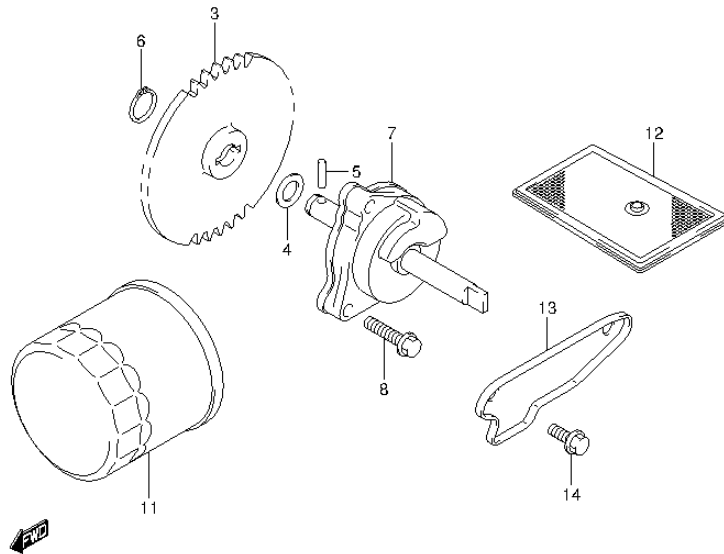
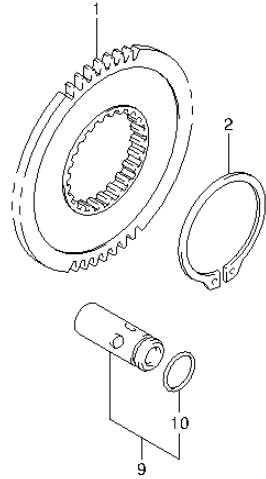


FIG.16 (1-C-8) OIL PUMP

| REF NO. | PART NO. | DESCRIPTION | Q'TY | REMARKS |
|---------|-------------|-------------------------------|------|---------|
| 1 | 16321-40H00 | GEAR, OIL PUMP DRIVE (NT:55) | 1 | |
| 2 | 08331-31529 | CIRCLIP | 1 | |
| 3 | 16331-40H00 | GEAR, OIL PUMP DRIVEN (NT:40) | 1 | |
| 4 | 09181-10158 | SHIM (10X18X0.5) | 1 | |
| 5 | 09261-04009 | PIN (4X15.8) | 1 | |
| 6 | 08331-31109 | CIRCLIP | 1 | |
| 7 | 16400-40H00 | PUMP ASSY, ENGINE OIL | 1 | |
| 8 | 01547-0625A | BOLT | 3 | |
| 9 | 16440-24F00 | VALVE ASSY, OIL RELIEF | 1 | |
| 10 | 09280-13004 | .O RING (D:1.9,ID:13) | 1 | |
| 11 | 16510-07J00 | FILTER ASSY, ENGINE OIL | 1 | |
| 12 | 16520-32E00 | STRAINER, ENGINE OIL | 1 | |
| 13 | 16523-17G00 | CAP, OIL STRAINER | 1 | |
| 14 | 01547-0612A | BOLT | 2 | |

FIG.17

FIG.17 (1-C-9) FUEL PUMP

| REF NO. | PART NO. | DESCRIPTION | Q'TY | REMARKS |
|---------|-------------|-----------------|------|---------|
| 1 | 15100-06J10 | PUMP ASSY, FUEL | 1 | |
| 2 | 15113-35F00 | .O RING | 1 | |
| 3 | 15113-05H00 | .O RING | 1 | |
| 4 | 15118-06J00 | .JOINT | 1 | |
| 5 | 15420-05H00 | .STRAINER | 1 | |
| 6 | 15425-06J10 | .VESSEL | 1 | |
| 7 | 15116-06J00 | .BINDER | 1 | |
| 8 | 15610-06J00 | .REGULATOR | 1 | |
| 9 | 15201-35F00 | O RING | 1 | |
| 10 | 15810-06J01 | HOSE | 1 | |
| 11 | 07120-0612A | BOLT | 5 | |

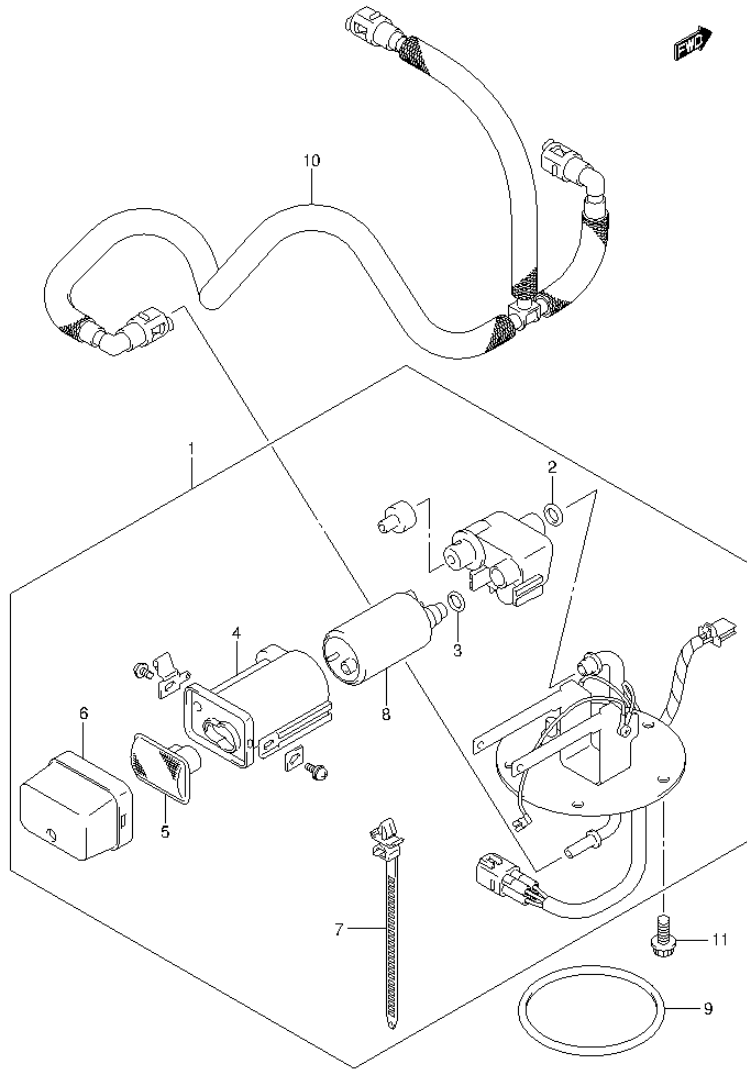


FIG.18

FIG.18 (1-C-10) WATER PUMP

| REF NO. | PART NO. | DESCRIPTION | Q'TY | REMARKS |
|---------|-------------|-------------------|------|---------|
| 1 | 17400-40H00 | PUMP ASSY, WATER | 1 | |
| 2 | 17412-40H00 | .CONNECTOR | 1 | |
| 3 | 17491-40H00 | .IMPELLER | 1 | |
| 4 | 17470-02F10 | .SEAL, MECHANICAL | 1 | |
| 5 | 17461-48G00 | .SEAL, OIL | 1 | |
| 6 | 17418-40H00 | .O RING | 1 | |
| 7 | 17417-38A00 | .O RING | 1 | |
| 8 | 17435-33400 | .O RING | 1 | |
| 9 | 02112-0620A | .SCREW | 2 | |
| 10 | 02112-0635A | .SCREW | 1 | |
| 11 | 17432-07G00 | .WASHER | 1 | |
| 12 | 17482-03G00 | .PIN | 1 | |
| 13 | 17432-11H00 | .CAP | 1 | |
| 14 | 08332-1108A | .E RING | 1 | |
| 15 | 01547-0645A | BOLT | 2 | |

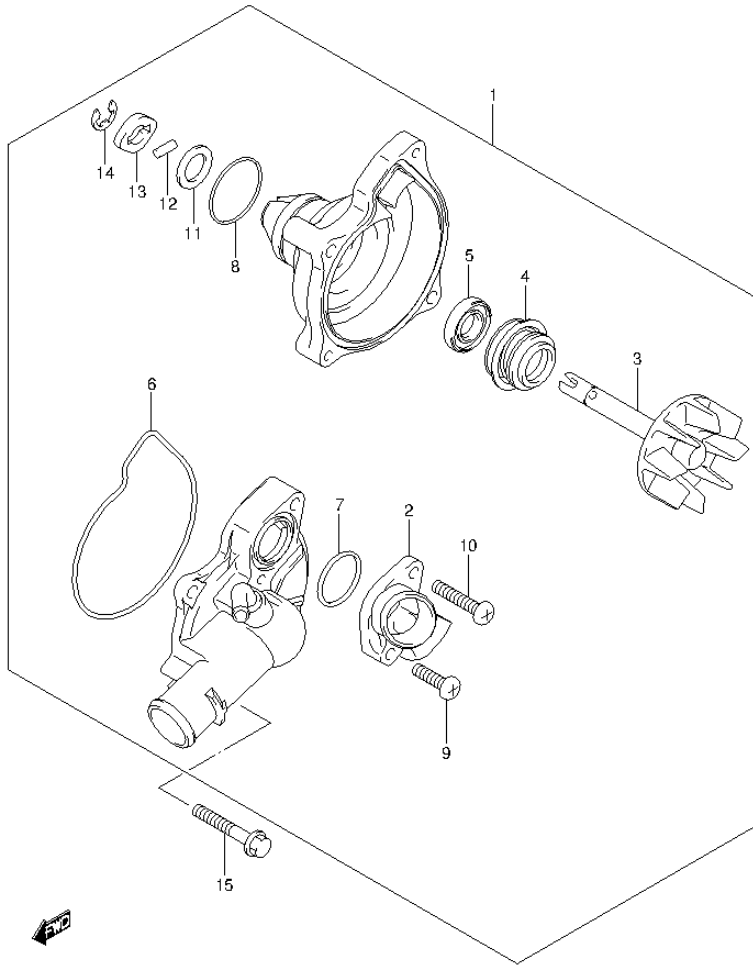


FIG.19

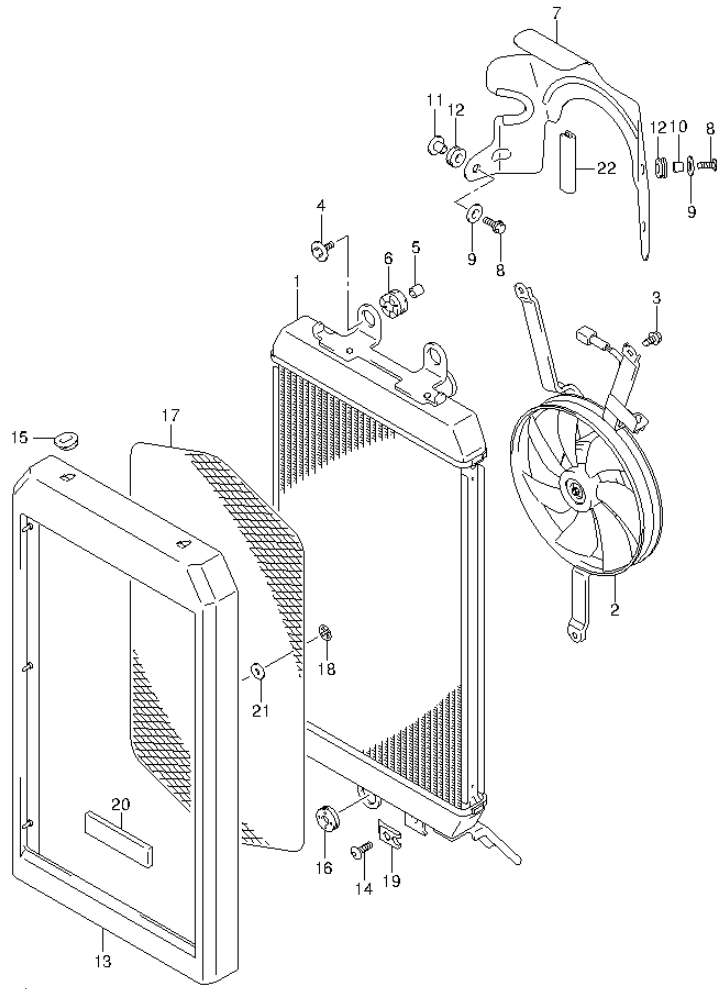


FIG.19 (1-C-11) RADIATOR

| REF NO. | PART NO. | DESCRIPTION | Q'TY | REMARKS |
|---------|-------------|-----------------------|------|---------|
| 1 | 17710-40H10 | RADIATOR ASSY, WATER | 1 | |
| 2 | 17800-40H00 | FAN ASSY, RADIATOR | 1 | |
| 3 | 17711-40H00 | BOLT | 3 | |
| 4 | 09118-06097 | BOLT (6X25) | 3 | |
| 5 | 09180-06290 | SPACER (6.5X10X12) | 3 | |
| 6 | 09320-10051 | CUSHION | 3 | |
| 7 | 17771-40H10 | SHIELD, RADIATOR HEAT | 1 | |
| 8 | 01547-0620B | BOLT | 3 | |
| 9 | 09160-06152 | WASHER (6.5X20X1.2) | 3 | |
| 10 | 09180-06360 | SPACER | 2 | LH |
| 11 | 09180-06325 | SPACER (6.2X8.4X6.9) | 1 | RH |
| 12 | 09320-08083 | CUSHION | 3 | |
| 13 | 17760-40H00 | COVER, RADIATOR | 1 | |
| 14 | 09139-06039 | SCREW (6X16) | 1 | |
| 15 | 09320-03004 | CUSHION | 2 | UPPER |
| 16 | 09320-08028 | CUSHION | 1 | LOWER |
| 17 | 17765-40H00 | NET, RADIATOR COVER | 1 | |
| 18 | 09148-03010 | NUT | 6 | |
| 19 | 09148-06021 | NUT | 1 | |
| 20 | 92141-43EU0 | CUSHION | 2 | |
| 21 | 09320-04501 | CUSHION | 6 | |
| 22 | 17762-18H00 | MOLDING | 5 | |

FIG.20

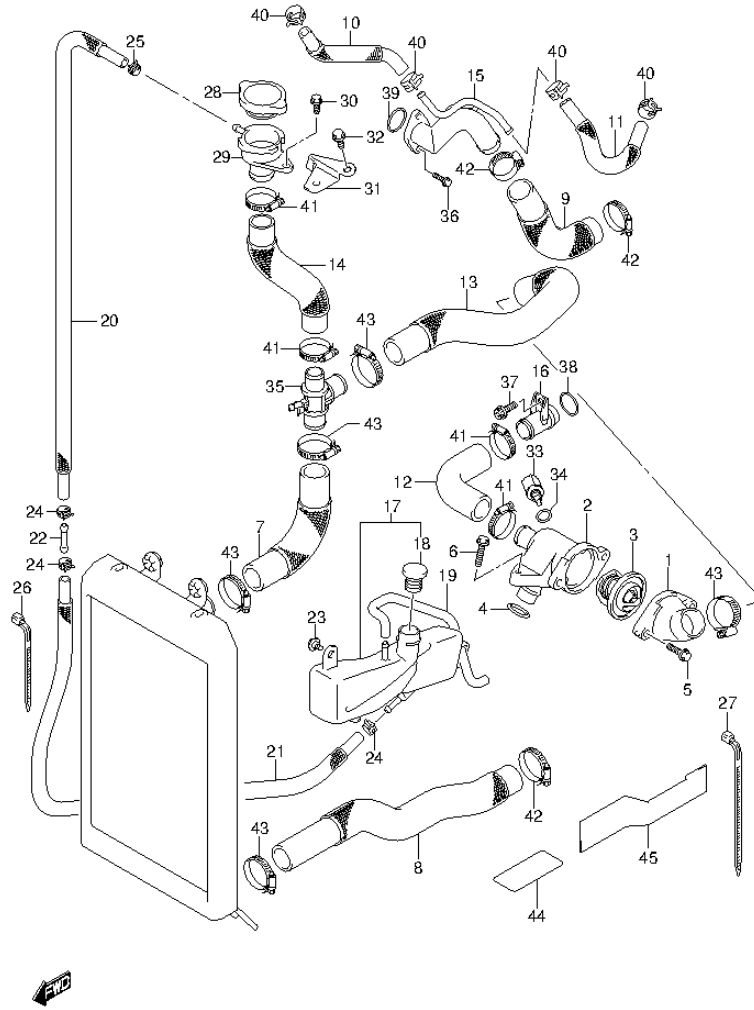


FIG.20 (1-C-12) RADIATOR HOSE (VL1500BTL3 E03)

| REF NO. | PART NO. | DESCRIPTION | Q'TY | REMARKS |
|---------|-----------------|-------------------------------|------|------------|
| 1 | 17661-48G10 | COVER, THERMOSTAT | 1 | |
| 2 | 17662-40H00 | CONNECTOR, THERMOSTAT INLET | 1 | |
| 3 | 17670-06G50 | THERMOSTAT, WATER | 1 | |
| 4 | 09280-18008 | O RING (D:3.2,ID:17.8) | 1 | |
| 5 | 01550-0620A | BOLT | 2 | |
| 6 | 01547-0625A | BOLT | 1 | |
| 7 | 17851-40H10 | HOSE, RADIATOR INLET | 1 | |
| 8 | 17852-40H10 | HOSE, RADIATOR OUTLET | 1 | |
| 9 | 17853-40H00 | HOSE, CYLINDER INLET | 1 | |
| 10 | 17854-40H00 | HOSE, WATER BYPASS UPPER | 1 | |
| 11 | 17855-40H00 | HOSE, WATER BYPASS LOWER | 1 | |
| 12 | 17856-40H00 | HOSE, RR CYLINDER HEAD OUTLET | 1 | |
| 13 | 17857-40H10 | HOSE, THERMOSTAT OUTLET | 1 | |
| 14 | 17858-40H00 | HOSE, CONDUCTION | 1 | |
| 15 | 17860-40H00 | PIPE, CYLINDER WATER INLET | 1 | |
| 16 | 17890-06G20 | UNION | 1 | |
| 17 | 17910-40H00 | TANK ASSY, RESERVOIR | 1 | |
| 18 | 17931-02FA0 | .CAP | 1 | |
| 19 | 17982-40H00 | HOSE, TANK OVERFLOW | 1 | |
| 20 | 17981-40H00 | HOSE, TANK INLET NO.1 | 1 | |
| 21 | 09352-50901-600 | HOSE | 1 | L:600->500 |
| 22 | 09364-06005 | UNION | 1 | |
| 23 | 09111-06085 | BOLT (6X12) | 1 | |
| 24 | 09401-08411 | CLIP | 3 | |
| 25 | 09401-10411 | CLIP | 1 | |
| 26 | 09407-14403 | CLAMP (L:125) | 1 | |
| 27 | 09407-19401 | CLAMP (L:190) | 1 | |
| 28 | 17730-14G00 | CAP, RADIATOR (1.1) | 1 | |
| 29 | 17791-14G00 | CONDUCTION, RADIATOR | 1 | |
| 30 | 01547-0512A | BOLT | 1 | |
| 31 | 17792-40H00 | BRACKET, CONDUCTION | 1 | |
| 32 | 01547-0612A | BOLT | 1 | |
| 33 | 13650-49X00 | SENSOR, WATER TEMP | 1 | |
| 34 | 09168-12017 | GASKET (12X17X1) | 1 | |

FIG.20

FIG.20 (1-C-13) RADIATOR HOSE (VL1500BTL3 E03)

| REF NO. | PART NO. | DESCRIPTION | Q'TY | REMARKS |
|---------|-------------|------------------------------|------|---------|
| 35 | 17891-48G00 | JOINT, 3 WAY | 1 | |
| 36 | 09103-06274 | BOLT (6X16) | 2 | |
| 37 | 07130-0612A | BOLT | 1 | |
| 38 | 09280-18008 | O RING (D:3.2,ID:17.8) | 1 | |
| 39 | 09280-26005 | O RING (D:2.4,ID:26.2) | 1 | |
| 40 | 09401-12409 | CLAMP | 4 | |
| 41 | 09402-32512 | CLAMP | 4 | |
| 42 | 09402-38512 | CLAMP | 3 | |
| 43 | 09402-35501 | CLAMP | 5 | |
| 44 | 63131-10F00 | TAPE | 1 | |
| 45 | 17912-06J00 | CUSHION, RESERVOIR TANK HOSE | 1 | |

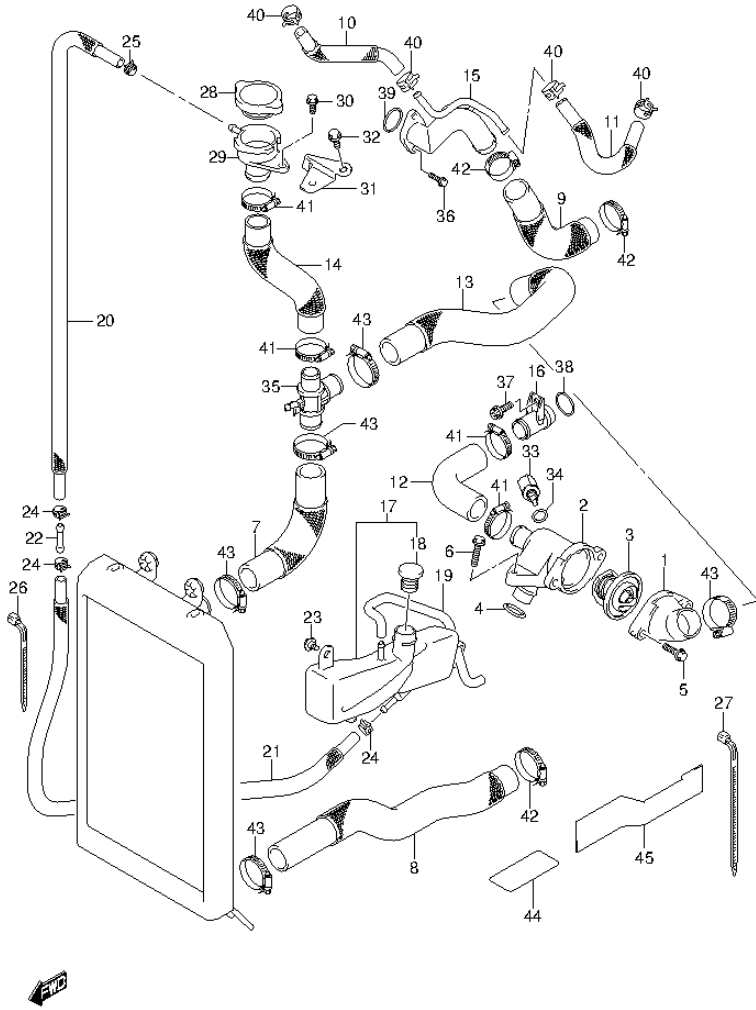


FIG.21

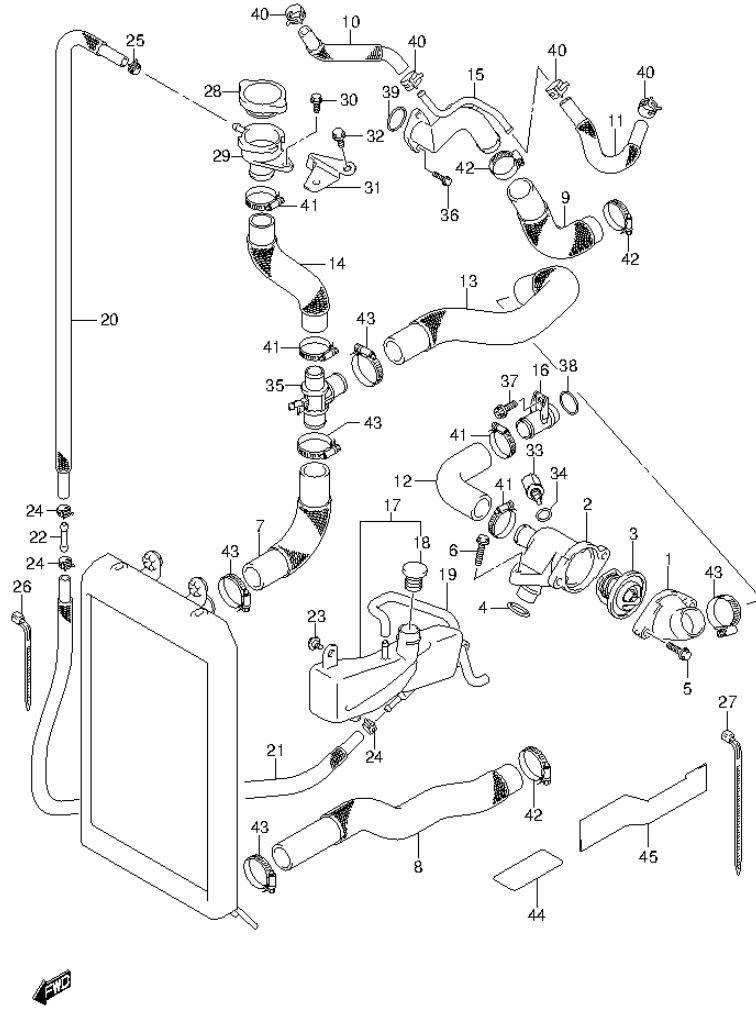


FIG.21 (1-C-14) RADIATOR HOSE (VL1500BTL3 E28)

| REF NO. | PART NO. | DESCRIPTION | Q'TY | REMARKS |
|---------|-----------------|-------------------------------|------|------------|
| 1 | 17661-48G10 | COVER, THERMOSTAT | 1 | |
| 2 | 17662-40H00 | CONNECTOR, THERMOSTAT INLET | 1 | |
| 3 | 17670-06G50 | THERMOSTAT, WATER | 1 | |
| 4 | 09280-18008 | O RING (D:3.2,ID:17.8) | 1 | |
| 5 | 01550-0620A | BOLT | 2 | |
| 6 | 01547-0625A | BOLT | 1 | |
| 7 | 17851-40H10 | HOSE, RADIATOR INLET | 1 | |
| 8 | 17852-40H10 | HOSE, RADIATOR OUTLET | 1 | |
| 9 | 17853-40H00 | HOSE, CYLINDER INLET | 1 | |
| 10 | 17854-40H00 | HOSE, WATER BYPASS UPPER | 1 | |
| 11 | 17855-40H00 | HOSE, WATER BYPASS LOWER | 1 | |
| 12 | 17856-40H00 | HOSE, RR CYLINDER HEAD OUTLET | 1 | |
| 13 | 17857-40H10 | HOSE, THERMOSTAT OUTLET | 1 | |
| 14 | 17858-40H00 | HOSE, CONDUCTION | 1 | |
| 15 | 17860-40H00 | PIPE, CYLINDER WATER INLET | 1 | |
| 16 | 17890-06G20 | UNION | 1 | |
| 17 | 17910-40H00 | TANK ASSY, RESERVOIR | 1 | |
| 18 | 17931-02FA0 | .CAP | 1 | |
| 19 | 17982-40H00 | HOSE, TANK OVERFLOW | 1 | |
| 20 | 17981-40H00 | HOSE, TANK INLET NO.1 | 1 | |
| 21 | 09352-50901-600 | HOSE | 1 | L:600->500 |
| 22 | 09364-06005 | UNION | 1 | |
| 23 | 09111-06085 | BOLT (6X12) | 1 | |
| 24 | 09401-08411 | CLIP | 3 | |
| 25 | 09401-10411 | CLIP | 1 | |
| 26 | 09407-14403 | CLAMP (L:125) | 1 | |
| 27 | 09407-19401 | CLAMP (L:190) | 1 | |
| 28 | 17730-14G00 | CAP, RADIATOR (1.1) | 1 | |
| 29 | 17791-14G00 | CONDUCTION, RADIATOR | 1 | |
| 30 | 01547-0512A | BOLT | 1 | |
| 31 | 17792-40H00 | BRACKET, CONDUCTION | 1 | |
| 32 | 01547-0612A | BOLT | 1 | |
| 33 | 13650-49X00 | SENSOR, WATER TEMP | 1 | |
| 34 | 09168-12017 | GASKET (12X17X1) | 1 | |

FIG.21

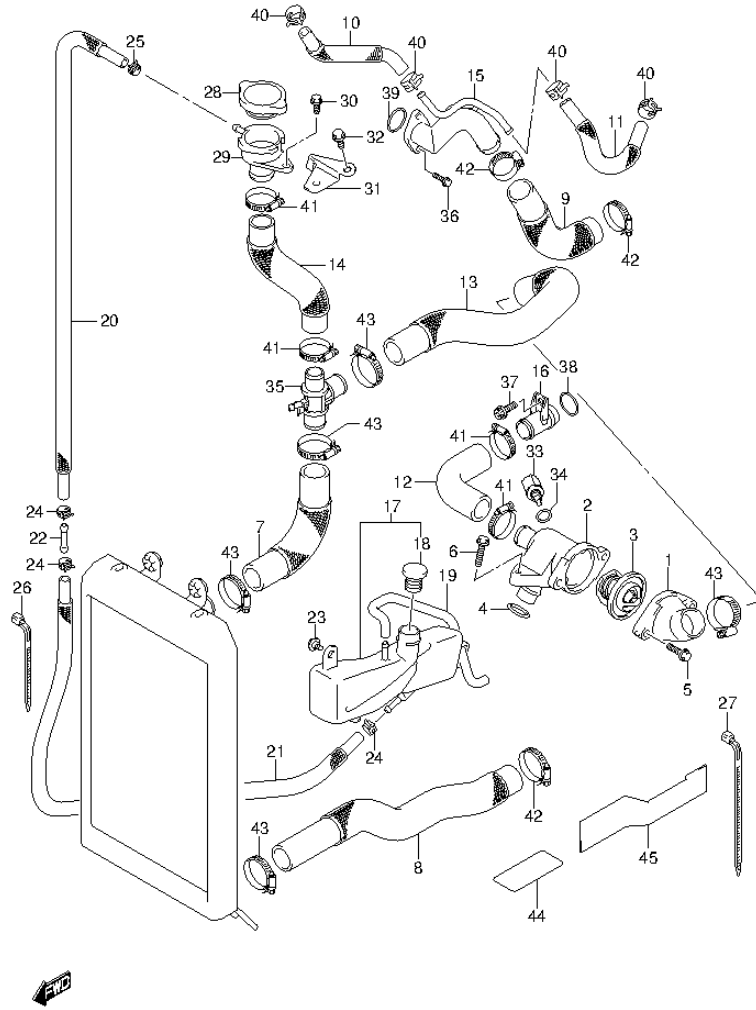


FIG.21 (1-C-15) RADIATOR HOSE (VL1500BTL3 E28)

| REF NO. | PART NO. | DESCRIPTION | Q'TY | REMARKS |
|---------|-------------|------------------------------|------|---------|
| 35 | 17891-48G00 | JOINT, 3 WAY | 1 | |
| 36 | 09103-06274 | BOLT (6X16) | 2 | |
| 37 | 07130-0612A | BOLT | 1 | |
| 38 | 09280-18008 | O RING (D:3.2,ID:17.8) | 1 | |
| 39 | 09280-26005 | O RING (D:2.4,ID:26.2) | 1 | |
| 40 | 09401-12409 | CLAMP | 4 | |
| 41 | 09402-32512 | CLAMP | 4 | |
| 42 | 09402-38512 | CLAMP | 3 | |
| 43 | 09402-35501 | CLAMP | 5 | |
| 44 | 63131-10F00 | TAPE | 1 | |
| 45 | 17912-06J00 | CUSHION, RESERVOIR TANK HOSE | 1 | |

FIG.22

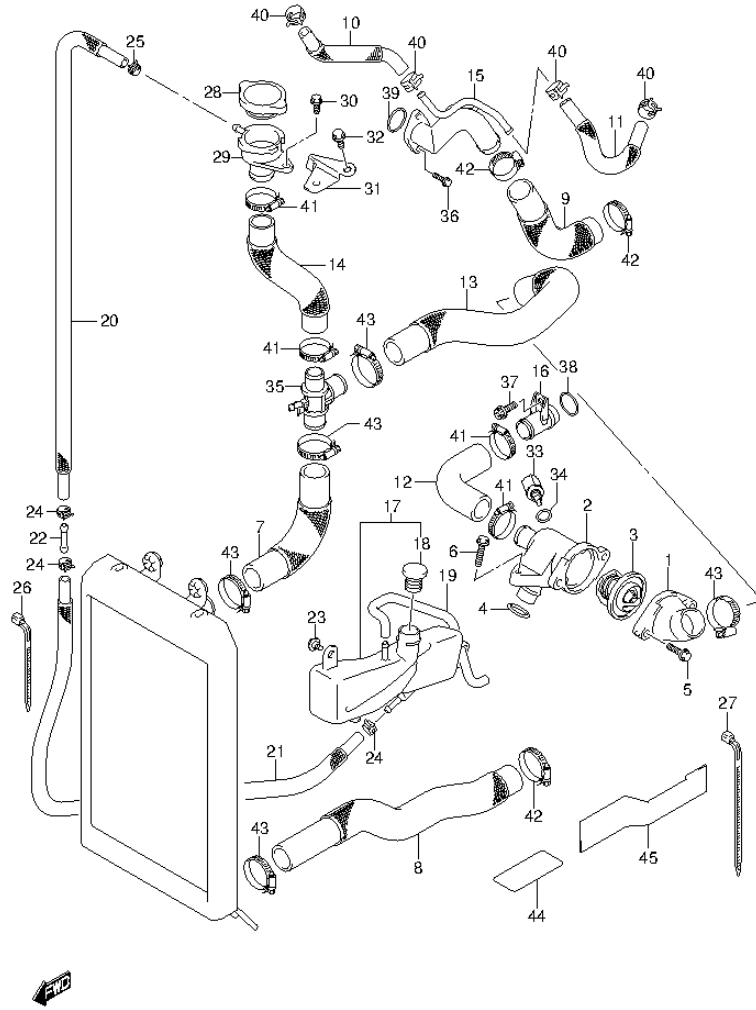


FIG.22 (1-D-2) RADIATOR HOSE (VL1500BTL3 E33)

| REF NO. | PART NO. | DESCRIPTION | Q'TY | REMARKS |
|---------|-----------------|-------------------------------|------|------------|
| 1 | 17661-48G10 | COVER, THERMOSTAT | 1 | |
| 2 | 17662-40H00 | CONNECTOR, THERMOSTAT INLET | 1 | |
| 3 | 17670-06G50 | THERMOSTAT, WATER | 1 | |
| 4 | 09280-18008 | O RING (D:3.2,ID:17.8) | 1 | |
| 5 | 01550-0620A | BOLT | 2 | |
| 6 | 01547-0625A | BOLT | 1 | |
| 7 | 17851-40H10 | HOSE, RADIATOR INLET | 1 | |
| 8 | 17852-40H10 | HOSE, RADIATOR OUTLET | 1 | |
| 9 | 17853-40H00 | HOSE, CYLINDER INLET | 1 | |
| 10 | 17854-40H00 | HOSE, WATER BYPASS UPPER | 1 | |
| 11 | 17855-40H00 | HOSE, WATER BYPASS LOWER | 1 | |
| 12 | 17856-40H00 | HOSE, RR CYLINDER HEAD OUTLET | 1 | |
| 13 | 17857-40H10 | HOSE, THERMOSTAT OUTLET | 1 | |
| 14 | 17858-40H00 | HOSE, CONDUCTION | 1 | |
| 15 | 17860-40H00 | PIPE, CYLINDER WATER INLET | 1 | |
| 16 | 17890-06G20 | UNION | 1 | |
| 17 | 17910-40H00 | TANK ASSY, RESERVOIR | 1 | |
| 18 | 17931-02FA0 | .CAP | 1 | |
| 19 | 17982-40H00 | HOSE, TANK OVERFLOW | 1 | |
| 20 | 17981-40H00 | HOSE, TANK INLET NO.1 | 1 | |
| 21 | 09352-50901-600 | HOSE | 1 | L:600->500 |
| 22 | 09364-06005 | UNION | 1 | |
| 23 | 09111-06085 | BOLT (6X12) | 1 | |
| 24 | 09401-08411 | CLIP | 3 | |
| 25 | 09401-10411 | CLIP | 1 | |
| 26 | 09407-14403 | CLAMP (L:125) | 1 | |
| 27 | 09407-19401 | CLAMP (L:190) | 2 | |
| 28 | 17730-14G00 | CAP, RADIATOR (1.1) | 1 | |
| 29 | 17791-14G00 | CONDUCTION, RADIATOR | 1 | |
| 30 | 01547-0512A | BOLT | 1 | |
| 31 | 17792-40H00 | BRACKET, CONDUCTION | 1 | |
| 32 | 01547-0612A | BOLT | 1 | |
| 33 | 13650-49X00 | SENSOR, WATER TEMP | 1 | |
| 34 | 09168-12017 | GASKET (12X17X1) | 1 | |

FIG.22

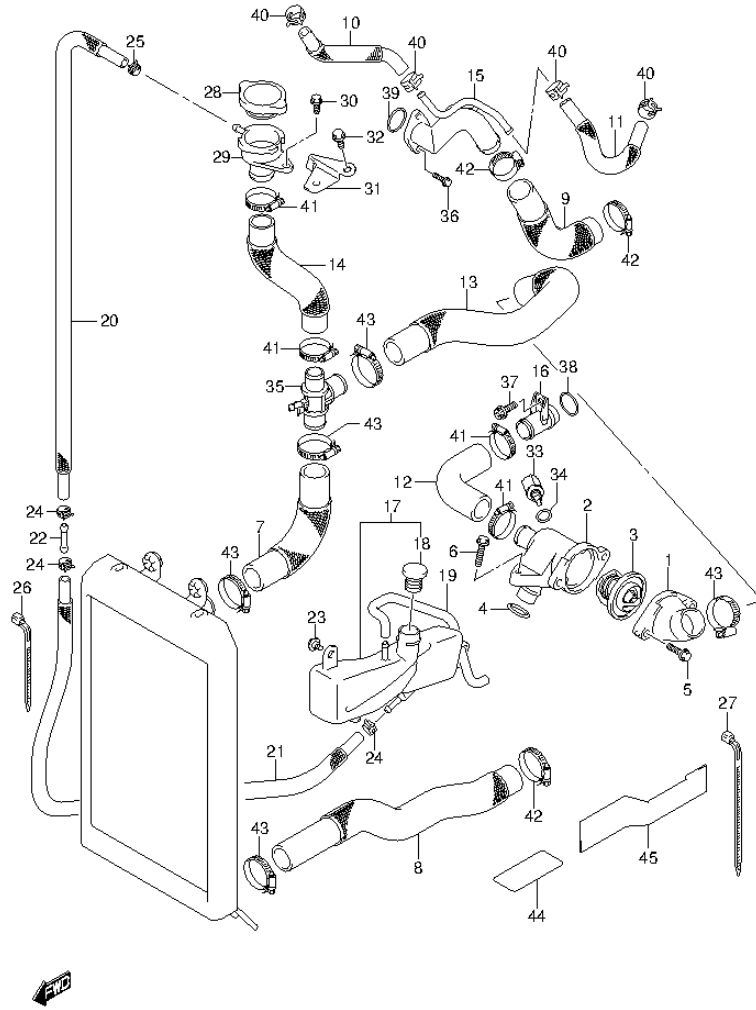


FIG.22 (1-D-3) RADIATOR HOSE (VL1500BTL3 E33)

| REF NO. | PART NO. | DESCRIPTION | Q'TY | REMARKS |
|---------|-------------|------------------------------|------|---------|
| 35 | 17891-48G00 | JOINT, 3 WAY | 1 | |
| 36 | 09103-06274 | BOLT (6X16) | 2 | |
| 37 | 07130-0612A | BOLT | 1 | |
| 38 | 09280-18008 | O RING (D:3.2,ID:17.8) | 1 | |
| 39 | 09280-26005 | O RING (D:2.4,ID:26.2) | 1 | |
| 40 | 09401-12409 | CLAMP | 4 | |
| 41 | 09402-32512 | CLAMP | 4 | |
| 42 | 09402-38512 | CLAMP | 3 | |
| 43 | 09402-35501 | CLAMP | 5 | |
| 44 | 63131-10F00 | TAPE | 1 | |
| 45 | 17912-06J00 | CUSHION, RESERVOIR TANK HOSE | 1 | |

FIG.23

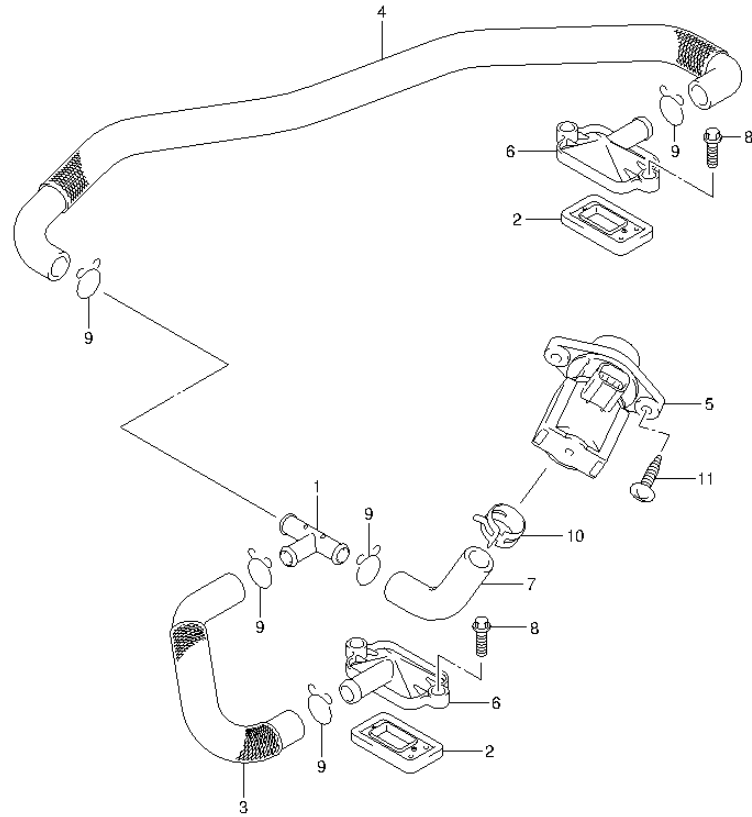


FIG.23 (1-D-4) 2ND AIR

| REF NO. | PART NO. | DESCRIPTION | Q'TY | REMARKS |
|---------|-------------|---------------------------|------|---------|
| 1 | 13855-18A03 | UNION, 2ND AIR HOSE | 1 | |
| 2 | 18450-06G00 | VALVE ASSY, 2ND AIR REED | 2 | |
| 3 | 18461-40H00 | HOSE, 2ND AIR VALVE FRONT | 1 | |
| 4 | 18471-40H00 | HOSE, 2ND AIR VALVE REAR | 1 | |
| 5 | 18510-27G01 | VALVE ASSY, AIR CUT | 1 | |
| 6 | 18531-49F00 | COVER | 2 | |
| 7 | 18711-40H00 | HOSE, 2ND AIR VALVE | 1 | |
| 8 | 09103-06201 | BOLT (6X20) | 4 | |
| 9 | 09401-15101 | CLIP | 5 | |
| 10 | 09401-17401 | CLIP | 1 | |
| 11 | 03541-0520A | SCREW | 2 | |



FIG.24

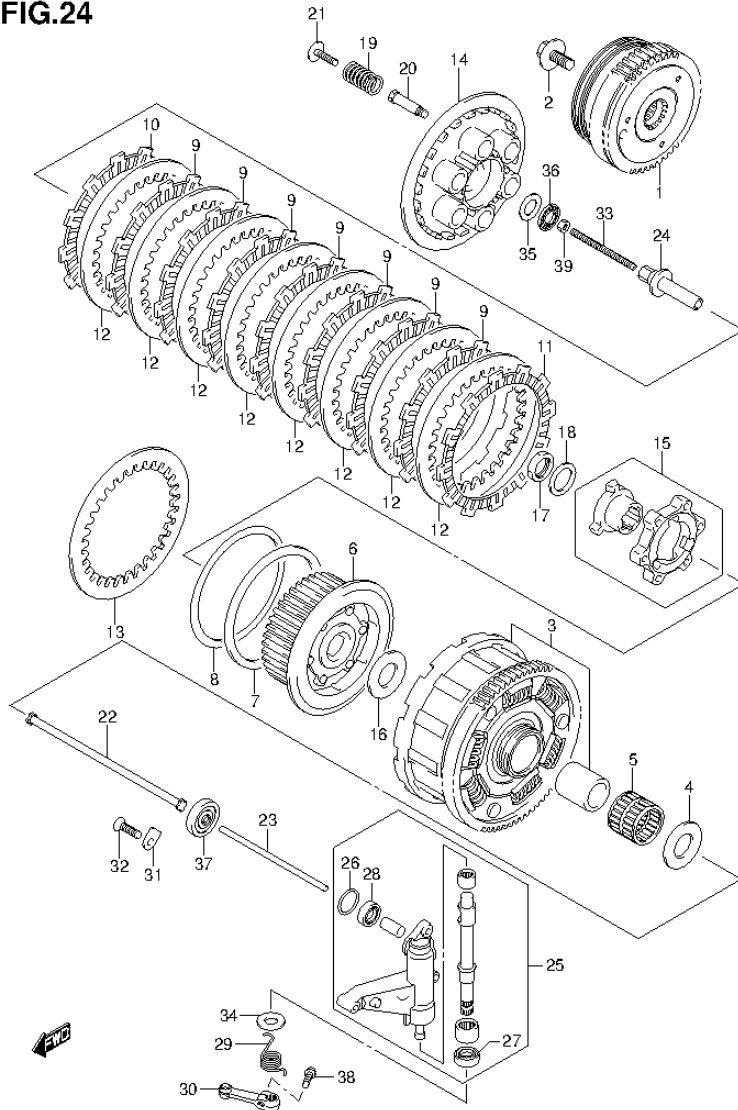


FIG.24 (1-D-5) CLUTCH

| REF NO. | PART NO. | DESCRIPTION | Q'TY | REMARKS |
|---------|-------------|-------------------------------|------|---------|
| 1 | 21100-40820 | GEAR, PRIMARY DRIVE (NT:54) | 1 | |
| 2 | 09103-14010 | BOLT (14X28) | 1 | |
| 3 | 21200-40890 | GEAR, PRIMARY DRIVEN (NT:76) | 1 | |
| 4 | 09160-25074 | WASHER (25X52X2.5) | 1 | |
| 5 | 09263-35013 | BEARING (35X40X39.8) | 1 | |
| 6 | 21410-40H00 | HUB, CLUTCH SLEEVE | 1 | |
| 7 | 21471-24F00 | SEAT, WAVE WASHER | 1 | |
| 8 | 21472-24F00 | WASHER, CLUTCH PLATE WAVE | 1 | |
| 9 | 21441-24F40 | PLATE, CLUTCH DRIVE (T:3.8) | 7 | |
| 10 | 21441-24F10 | PLATE, CLUTCH DRIVE (T:3.8) | 1 | |
| 11 | 21442-24F00 | PLATE, CLUTCH DRIVE (T:3.8) | 1 | |
| 12 | 21451-24F00 | PLATE, CLUTCH DRIVEN (T:2.0) | 8 | |
| 13 | 21451-24F10 | PLATE, CLUTCH DRIVEN (T:2.3) | AR | |
| 14 | 21462-16G00 | DISC, CLUTCH PRESSURE | 1 | |
| 15 | 21610-02F20 | CAM SET, CLUTCH | 1 | |
| 16 | 09160-25079 | WASHER (25X50X3.5) | 1 | |
| 17 | 09159-24010 | NUT | 1 | |
| 18 | 09164-24008 | WASHER | 1 | |
| 19 | 21413-06J00 | SPRING, CLUTCH | 6 | |
| 20 | 21481-24F31 | BOLT, CLUTCH SPRING SUPPORT | 6 | |
| 21 | 21482-24F30 | BOLT, CLUTCH SPRING | 6 | |
| 22 | 23110-24F00 | ROD, CLUTCH | 1 | |
| 23 | 23111-40H00 | ROD, CLUTCH PUSH LH | 1 | |
| 24 | 23121-41G00 | PIECE, CLUTCH PUSH | 1 | |
| 25 | 23120-41810 | CAMSHAFT SET, CLUTCH RELEASE | 1 | |
| 26 | 09280-21008 | .O RING (D:2.5,ID:21) | 1 | |
| 27 | 09282-10012 | .OIL SEAL (10X20X6) | 1 | |
| 28 | 09285-10004 | .OIL SEAL (10X17X5) | 1 | |
| 29 | 23125-48G00 | SPRING, CLUTCH RELEASE RETURN | 1 | |
| 30 | 23271-48G10 | ARM, CLUTCH RELEASE | 1 | |
| 31 | 24741-20A00 | RETAINER, CLUTCH PUSH ROD | 1 | |
| 32 | 09126-06011 | SCREW (6X12) | 1 | |
| 33 | 09134-06015 | SCREW (6X73) | 1 | |
| 34 | 09160-10020 | WASHER (10.5X24X1) | 1 | |

FIG.24

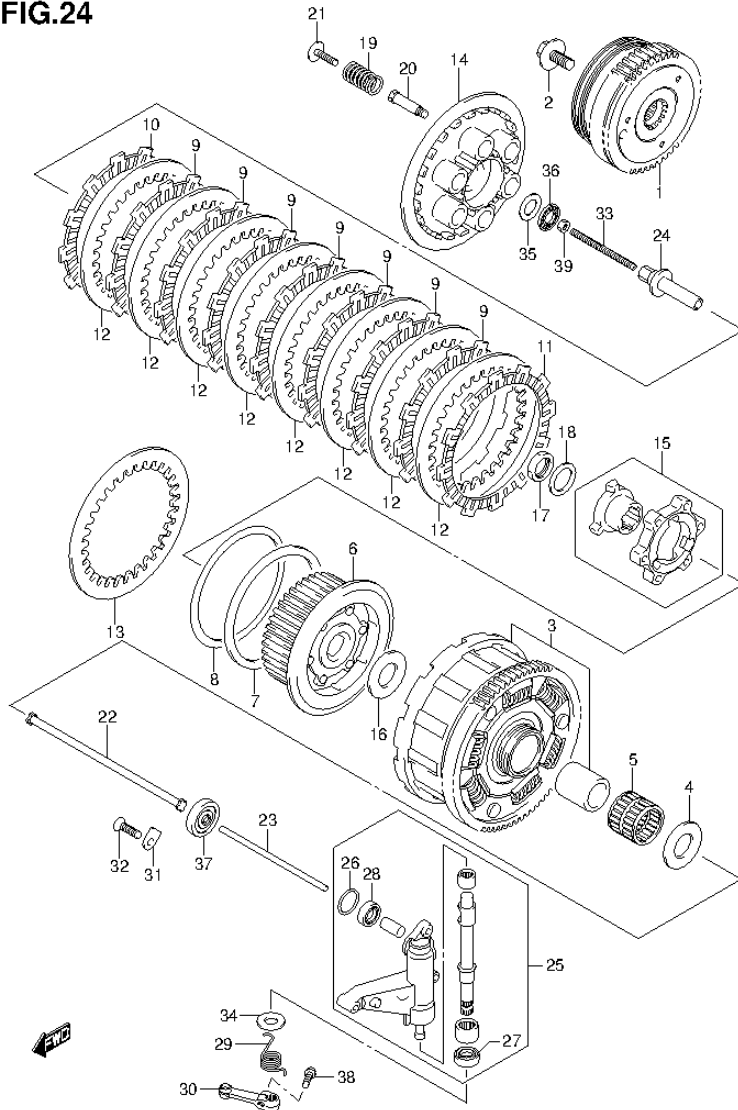


FIG.24 (1-D-6) CLUTCH

| REF NO. | PART NO. | DESCRIPTION | Q'TY | REMARKS |
|---------|-------------|--------------------|------|---------|
| 35 | 09160-15045 | WASHER (15.5X28X1) | 1 | |
| 36 | 09263-15003 | BEARING (15X28X2) | 1 | |
| 37 | 09283-06005 | OIL SEAL (6X18X5) | 1 | |
| 38 | 01547-0620A | BOLT | 1 | |
| 39 | 08310-0006A | NUT | 1 | |

FIG.25

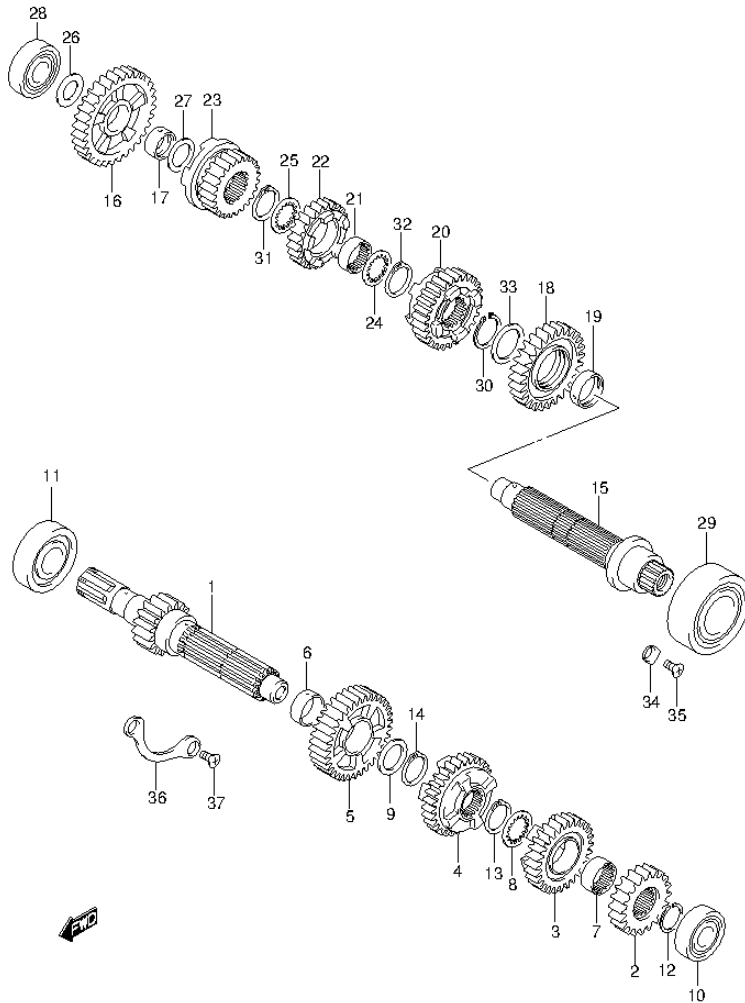


FIG.25 (1-D-7) TRANSMISSION

| REF NO. | PART NO. | DESCRIPTION | Q'TY | REMARKS |
|---------|-------------|--------------------------|------|---------|
| 1 | 24120-40H00 | SHAFT, COUNTER (NT:16) | 1 | |
| 2 | 24221-48G00 | GEAR, 2ND DRIVE (NT:20) | 1 | |
| 3 | 24231-48G10 | GEAR, 3RD DRIVE (NT:26) | 1 | |
| 4 | 24241-06J00 | GEAR, 4TH DRIVE (NT:32) | 1 | |
| 5 | 24251-40H00 | GEAR, 5TH DRIVE (NT:33) | 1 | |
| 6 | 24252-24F10 | BUSH, 5TH DRIVE GEAR | 1 | |
| 7 | 24262-24F10 | BUSH, 3RD DRIVE GEAR | 1 | |
| 8 | 09167-27003 | LOCK WASHER | 1 | |
| 9 | 09181-27014 | SHIM (27X36X2.5) | 1 | |
| 10 | 09262-20080 | BEARING (20X52X15) | 1 | LH |
| 11 | 09262-25153 | BEARING (25X62X17) | 1 | RH |
| 12 | 09380-27004 | CIRCLIP | 1 | |
| 13 | 09380-27006 | CIRCLIP | 1 | |
| 14 | 09380-27006 | CIRCLIP | 1 | |
| 15 | 24130-40H00 | SHAFT, DRIVE | 1 | |
| 16 | 24311-48G00 | GEAR, 1ST DRIVEN (NT:35) | 1 | |
| 17 | 24312-24F10 | BUSH, 1ST DRIVEN GEAR | 1 | |
| 18 | 24321-48G10 | GEAR, 2ND DRIVEN (NT:28) | 1 | |
| 19 | 24322-48G00 | BUSH, 2ND DRIVEN GEAR | 1 | |
| 20 | 24331-06J00 | GEAR, 3RD DRIVEN (NT:27) | 1 | |
| 21 | 24332-24F10 | BUSH, 4TH DRIVEN GEAR | 1 | |
| 22 | 24341-40H00 | GEAR, 4TH DRIVEN (NT:28) | 1 | |
| 23 | 24351-40H00 | GEAR, 5TH DRIVEN (NT:26) | 1 | |
| 24 | 09167-30008 | LOCK WASHER | 1 | LH |
| 25 | 09167-30008 | LOCK WASHER | 1 | RH |
| 26 | 09181-22223 | SHIM (22X34X1) | 1 | RH |
| 27 | 09181-24005 | SHIM (24X34X1) | 1 | LH |
| 28 | 09262-22024 | BEARING (22X56X16) | 1 | RH |
| 29 | 09267-35004 | BEARING (35X72X27) | 1 | LH |
| 30 | 09380-30009 | CIRCLIP | 1 | |
| 31 | 09380-30009 | CIRCLIP | 1 | RH |
| 32 | 09380-30009 | CIRCLIP | 1 | LH |
| 33 | 08211-30403 | WASHER | 1 | |
| 34 | 24741-20A00 | RETAINER, DRIVE SHAFT LH | 2 | |

FIG.25

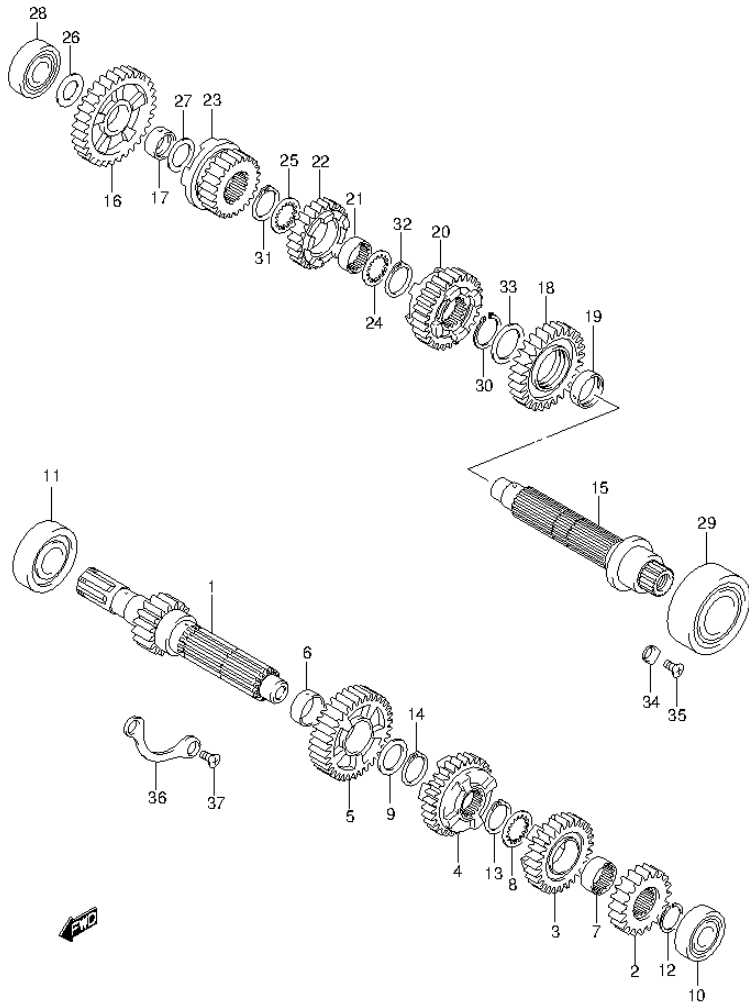


FIG.25 (1-D-8) TRANSMISSION

| REF NO. | PART NO. | DESCRIPTION | Q'TY | REMARKS |
|---------|-------------|----------------------------|------|---------|
| 35 | 09126-06011 | SCREW (6X12) | 2 | |
| 36 | 24741-27A00 | RETAINER, COUNTER SHAFT RH | 1 | |
| 37 | 09126-06011 | SCREW (6X12) | 2 | |

FIG.26

FIG.26 (1-D-9) SECONDARY DRIVE GEAR

| REF NO. | PART NO. | DESCRIPTION | Q'TY | REMARKS |
|---------|-------------|--------------------------------|------|--|
| 1 | 24911-40H00 | GEAR, SECONDARY DRIVE (NT:17) | 1 | |
| 2 | 09103-12114 | BOLT (12X24) | 1 | |
| 3 | 08211-12341 | WASHER | 1 | |
| 4 | 24921-40H00 | GEAR, SECONDARY DRIVEN (NT:20) | 1 | |
| 5 | 21102-31G00 | SPACER, SECONDARY SHAFT | 1 | |
| 6 | 24935-40810 | SHIM SET, SECONDARY DRIVE | 1 | T:0.80/0.85/0.90/0.95/1.00/1.05/ 1.10/1.15/1.20 |
| 7 | 24941-40H00 | HOUSING, SEC DRIVEN BEARING | 1 | |
| 8 | 24942-26D00 | STOPPER, SEC DRIVEN BEARING | 1 | |
| 9 | 24943-40H00 | COUPLING, SEC DRIVEN BEVEL | 1 | |
| 10 | 24945-40810 | SHIM SET, SECONDARY DRIVEN | 1 | T:0.30/0.35/0.40/0.50/0.60 |
| 11 | 24961-40H00 | SHAFT, SECONDARY DRIVEN BEVEL | 1 | |
| 12 | 24962-40H00 | SPACER, SECONDARY DRIVEN BEVEL | 1 | |
| 13 | 09106-10087 | BOLT (10X30) | 4 | |
| 14 | 09159-16003 | NUT | 1 | |
| 15 | 09160-16040 | WASHER (16.5X36X4) | 1 | |
| 16 | 09262-28014 | BEARING (28X68X18) | 1 | REAR |
| 17 | 09263-32021 | BEARING (32X50X22) | 1 | FRONT |
| 18 | 09280-25004 | O RING (D:2.4,ID:24.7) | 1 | |
| 19 | 09283-38011 | OIL SEAL (38X54X6) | 1 | |
| 20 | 09286-84001 | OIL SEAL (76X84X7) | 1 | |
| 21 | 09202-07005 | PIN (7X12) | 1 | |

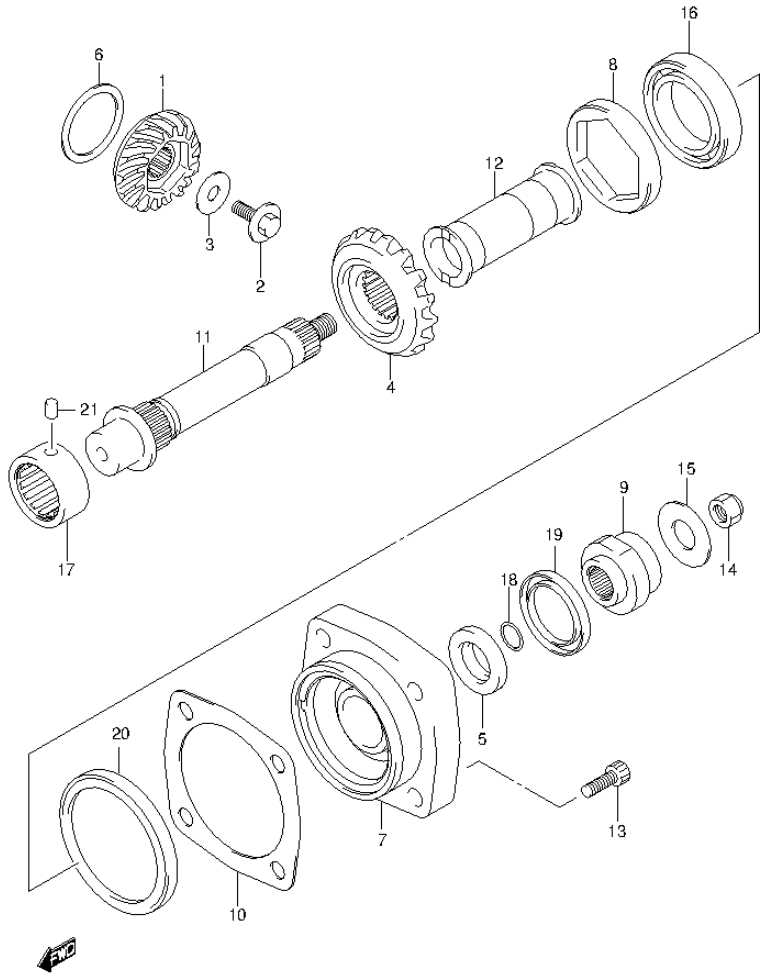


FIG.27

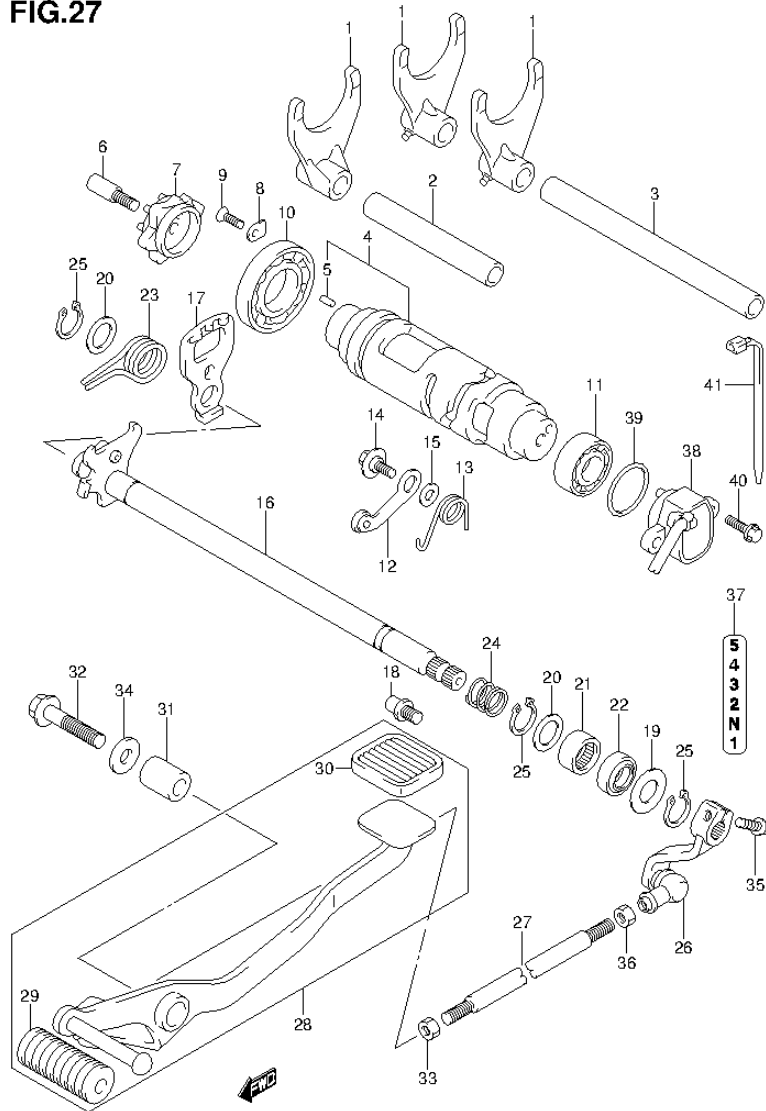


FIG.27 (1-D-10) GEAR SHIFTING

| REF NO. | PART NO. | DESCRIPTION | Q'TY | REMARKS |
|---------|-------------|--------------------------------|------|---------|
| 1 | 25211-35F11 | FORK, GEAR SHIFT | 3 | |
| 2 | 25411-38B01 | SHAFT, GEAR SHIFT FORK NO.1 | 1 | |
| 3 | 25411-44B00 | SHAFT, GEAR SHIFT FORK NO.2 | 1 | |
| 4 | 25310-06J00 | CAM, GEAR SHIFT | 1 | |
| 5 | 04221-04089 | .PIN | 1 | |
| 6 | 25312-42F01 | STOPPER, SHIFT CAM DRIVE PLATE | 1 | |
| 7 | 25381-13E00 | PLATE, GEAR SHIFT CAM | 1 | |
| 8 | 24741-20A00 | RETAINER, SHIFT CAM BEARING | 2 | |
| 9 | 09126-06011 | SCREW (6X12) | 2 | |
| 10 | 08113-69050 | BEARING | 1 | RH |
| 11 | 09263-25018 | BEARING (25X32X12) | 1 | LH |
| 12 | 25350-24F00 | STOPPER, SHIFT CAM | 1 | |
| 13 | 25355-06J00 | SPRING, SHIFT CAM STOPPER ARM | 1 | |
| 14 | 09111-06041 | BOLT (6X14.3) | 1 | |
| 15 | 08211-06141 | WASHER | 1 | |
| 16 | 25510-40H00 | SHAFT, GEAR SHIFT | 1 | |
| 17 | 25512-06G10 | PLATE, SHIFT CAM DRIVE | 1 | |
| 18 | 25671-01011 | STOPPER, GEAR SHIFT ARM | 1 | |
| 19 | 09160-14016 | WASHER (14X29X0.8) | 1 | LH |
| 20 | 09181-14167 | SHIM (14X22X1) | 2 | |
| 21 | 09263-14027 | BEARING (14X20X12) | 1 | |
| 22 | 09283-14006 | OIL SEAL (14X22X6) | 1 | |
| 23 | 09440-17009 | SPRING | 1 | |
| 24 | 09444-20012 | SPRING | 1 | |
| 25 | 08331-3114A | CIRCLIP | 3 | |
| 26 | 25520-40H00 | ARM, GEAR SHIFT LINK | 1 | |
| 27 | 25525-17C20 | ROD, GEAR SHIFT LINK | 1 | |
| 28 | 25600-06J00 | LEVER ASSY, GEAR SHIFT | 1 | |
| 29 | 25652-10F00 | .RUBBER, FRONT | 1 | |
| 30 | 43151-01400 | .RUBBER, REAR | 1 | |
| 31 | 25617-10F00 | SPACER, GEAR SHIFT LEVER | 1 | |
| 32 | 09103-10300 | BOLT (10X40) | 1 | |
| 33 | 09140-06025 | NUT | 1 | LH |
| 34 | 09160-10093 | WASHER (10.5X24X2.3) | 1 | |

FIG.27

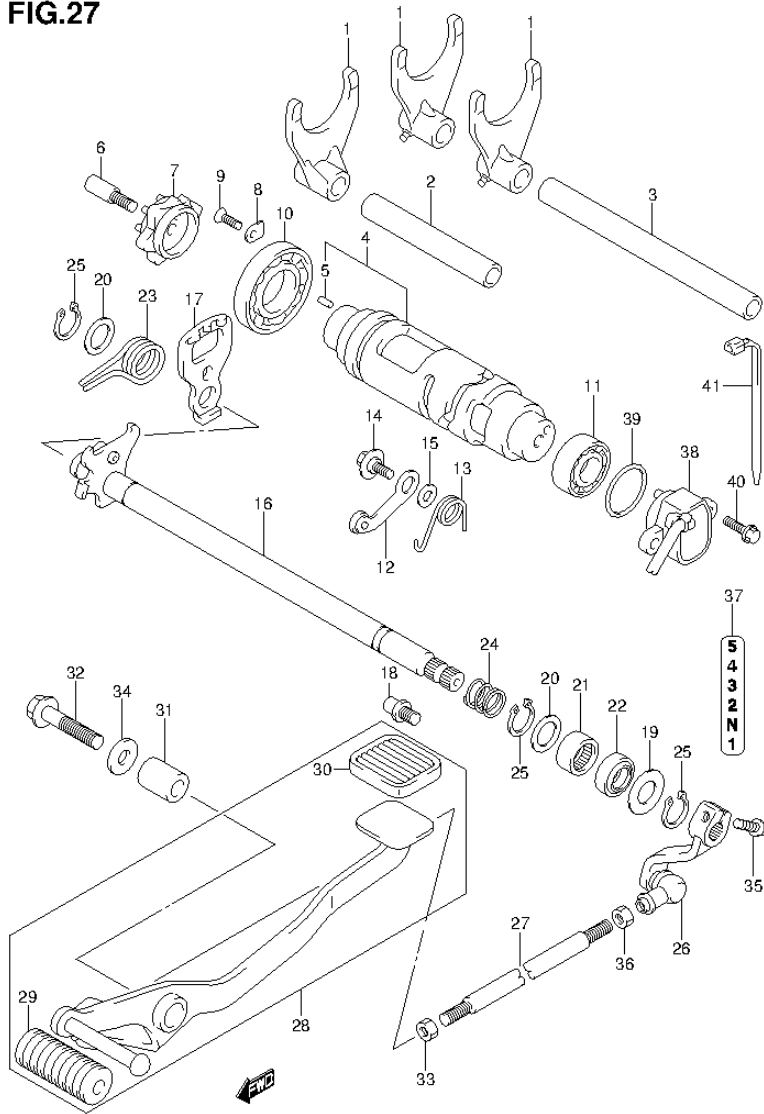


FIG.27 (1-D-11) GEAR SHIFTING

| REF NO. | PART NO. | DESCRIPTION | Q'TY | REMARKS |
|---------|-------------|----------------------------|------|---------|
| 35 | 01547-0620A | BOLT | 1 | |
| 36 | 08310-00067 | NUT | 1 | |
| 37 | 68392-38B00 | LABEL, GEAR SHIFT | 1 | |
| 38 | 37730-18H02 | SENSOR ASSY, GEAR POSITION | 1 | |
| 39 | 09280-26005 | O RING (D:2.4,ID:26.2) | 1 | |
| 40 | 07120-0516A | BOLT | 2 | |
| 41 | 09407-14403 | CLAMP (L:125) | 1 | |

FIG.28

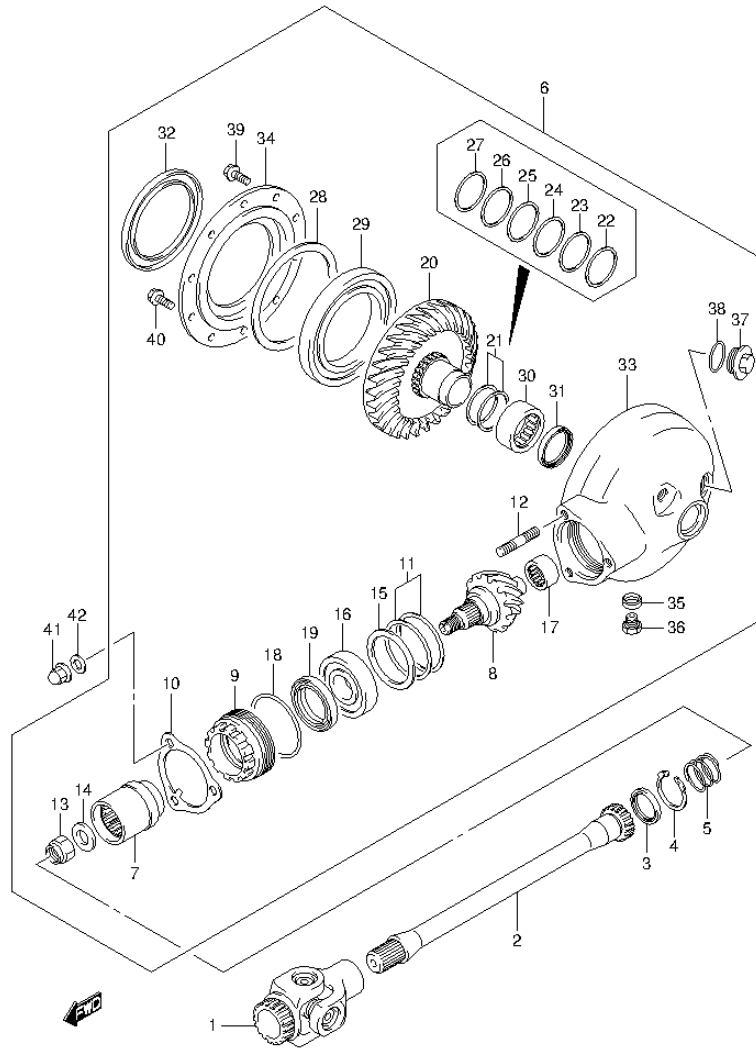


FIG.28 (1-D-12) PROPELLER SHAFT/FINAL DRIVE GEAR

| REF NO. | PART NO. | DESCRIPTION | Q'TY | REMARKS |
|---------|-----------------|---|------|----------------------------|
| 1 | 27100-48G20 | YOKE, UNIVERSAL JOINT | 1 | |
| 2 | 27151-40H00 | SHAFT, PROPELLER | 1 | |
| 3 | 09283-30026 | OIL SEAL (30X40.5X5.5) | 1 | |
| 4 | 09381-40003 | CIRCLIP | 1 | |
| 5 | 09440-30008 | SPRING | 1 | |
| 6 | 27300-48860-291 | GEAR & CASE SET, FINAL BEVEL (BLACK) | 1 | |
| 7 | 27172-24A00 | .COUPLING, FINAL DRIVE GEAR | 1 | |
| 8 | 27311-24A10 | .GEAR, FINAL DRIVE BEVEL (NT:12) | 1 | |
| 9 | 27312-24A02 | .STOPPER, FINAL DRIVE BEARING | 1 | |
| 10-1 | 27313-38B00 | .PLATE, BEARING STOPPER | 1 | |
| 10-2 | 27313-38B10 | .PLATE, BEARING STOPPER | 1 | |
| 11 | 27445-24810 | .SHIM SET, FINAL DRIVE GEAR | 1 | T:0.30/0.35/0.40/0.50/0.60 |
| 12 | 09108-10106 | .STUD BOLT | 3 | |
| 13 | 09159-16003 | .NUT | 1 | |
| 14 | 09160-16029 | .WASHER (16X29X4) | 1 | |
| 15 | 09160-54001 | .WASHER (54X68X1.5) | 1 | |
| 16 | 09262-28023 | .BEARING (28X68X18) | 1 | |
| 17 | 09263-20062 | .BEARING (20X34X18) | 1 | |
| 18 | 09280-64003 | .O RING (D:3.1,ID:63.9) | 1 | |
| 19 | 09283-47002 | .OIL SEAL (45.5X58X7) | 1 | |
| 20 | 27320-48G00 | .GEAR, FINAL DRIVEN BEVEL (NT:32) | 1 | |
| 21 | 27326-48811 | .SHIM SET, FINAL DRIVEN LH | 1 | |
| 22 | 09181-40011 | ..SHIM (40X46.8X0.95) | 1 | |
| 23 | 09181-40013 | ..SHIM (40X46.8X1.05) | 3 | |
| 24 | 09181-40014 | ..SHIM (40X46.8X1.1) | 3 | |
| 25 | 09181-40176 | ..SHIM (40X50X1.2) | 2 | |
| 26 | 09181-40182 | ..SHIM (40X50X1.4) | 2 | |
| 27 | 09181-40212 | ..SHIM (40X50X1.5) | 2 | |
| 28 | 27327-38810 | .SHIM SET, FINAL DRIVE RH | 1 | T:0.35/0.40/0.50/0.60 |
| 29 | 09262-85001 | .BEARING (85X130X14) | 1 | RH |
| 30 | 09263-40016 | .BEARING (40X50X20) | 1 | LH |

FIG.28

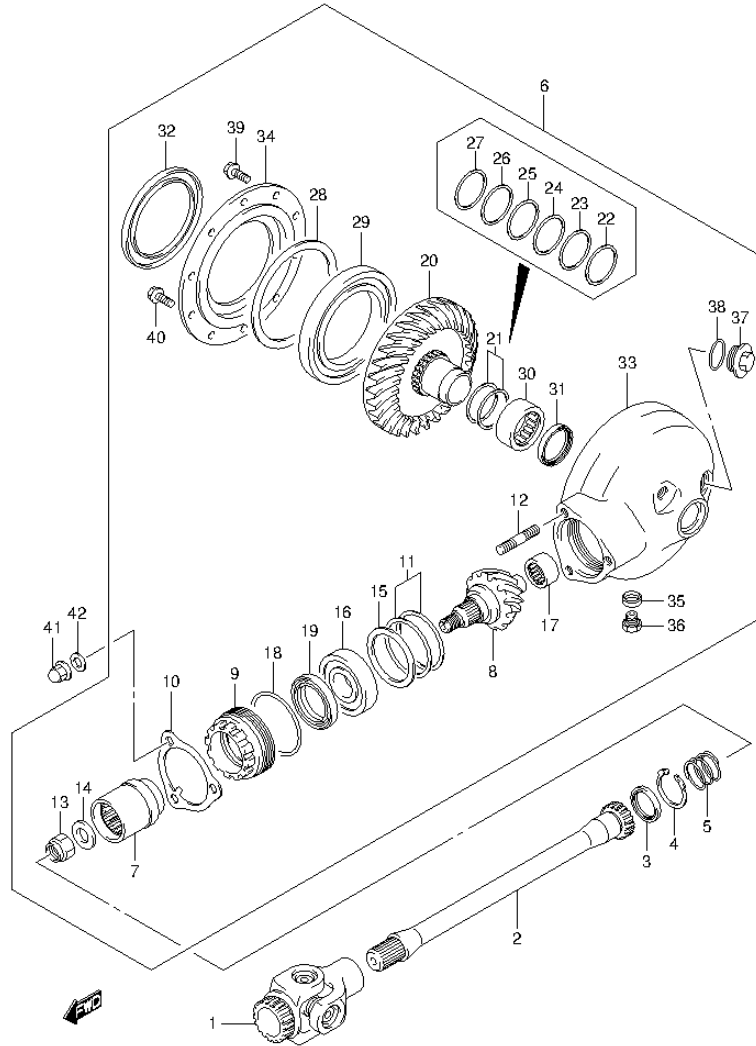


FIG.28 (1-D-13) PROPELLER SHAFT/FINAL DRIVE GEAR

| REF NO. | PART NO. | DESCRIPTION | Q'TY | REMARKS |
|---------|-----------------|---------------------------|------|-----------|
| 31 | 09283-38026 | .OIL SEAL (38X46X6) | 1 | LH |
| 32 | 09289-85001 | .OIL SEAL (85X110X11) | 1 | RH |
| 33 | 27450-48G70-291 | .CASE, FINAL GEAR (BLACK) | 1 | |
| 34 | 27461-38B00 | .CASE, FINAL GEAR BEARING | 1 | |
| 35 | 09168-14002 | .GASKET (13.8X18.8X4.8) | 1 | |
| 36 | 09247-14002 | .PLUG (MAGNET) | 1 | OIL DRAIN |
| 37 | 09259-30007 | .PLUG (30X9) | 1 | |
| 38 | 09280-26006 | .O RING (D:3.1,ID:26.4) | 1 | |
| 39 | 01550-0825A | .BOLT | 8 | |
| 40 | 01550-1025A | .BOLT | 2 | |
| 41 | 09159-10026 | .NUT | 3 | |
| 42 | 09164-10008 | .WASHER | 3 | |

FIG.29

FIG.29 (1-D-14) STARTING MOTOR

| REF NO. | PART NO. | DESCRIPTION | Q'TY | REMARKS |
|---------|-------------|-------------------------|------|---------|
| 1 | 31100-40H00 | MOTOR ASSY, STARTING | 1 | |
| 2 | 31156-98E00 | .O RING (D:3.1,ID:24.4) | 1 | |
| 3 | 31264-31300 | .O RING | 2 | |
| 4 | 31132-38B00 | .HOLDER SET, BRUSH | 1 | |
| 5 | 31135-38B00 | .SPRING, BRUSH | 4 | |
| 6 | 31130-38B00 | .TERMINAL SET, BRUSH | 1 | |
| 7 | 31143-49040 | .O RING | 1 | |
| 8 | 31281-24B10 | .BOLT | 2 | |
| 9 | 09103-06212 | BOLT (6X25) | 2 | |
| 10 | 08361-3506A | NUT | 1 | |

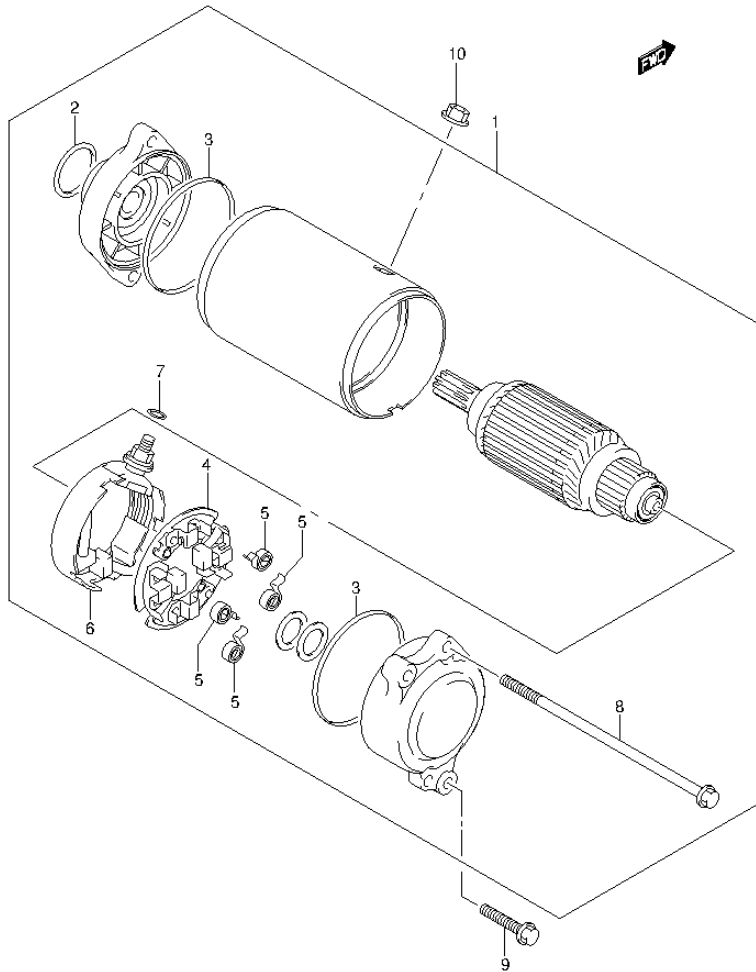


FIG.30

FIG.30 (1-D-15) MAGNETO

| REF NO. | PART NO. | DESCRIPTION | Q'TY | REMARKS |
|---------|-------------|----------------------|------|---------|
| 1 | 32101-40H00 | STATOR ASSY, MAGNETO | 1 | |
| 2 | 32102-40H10 | ROTOR ASSY, MAGNETO | 1 | |
| 3 | 32371-40H00 | CLAMP, MAGNETO LEAD | 1 | |
| 4 | 09103-14001 | BOLT (14X43) | 1 | |
| 5 | 09160-14021 | WASHER (14X29X4) | 1 | |
| 6 | 08341-31059 | KEY | 1 | |
| 7 | 07130-0512A | BOLT | 2 | |
| 8 | 07130-0635A | BOLT | 3 | |

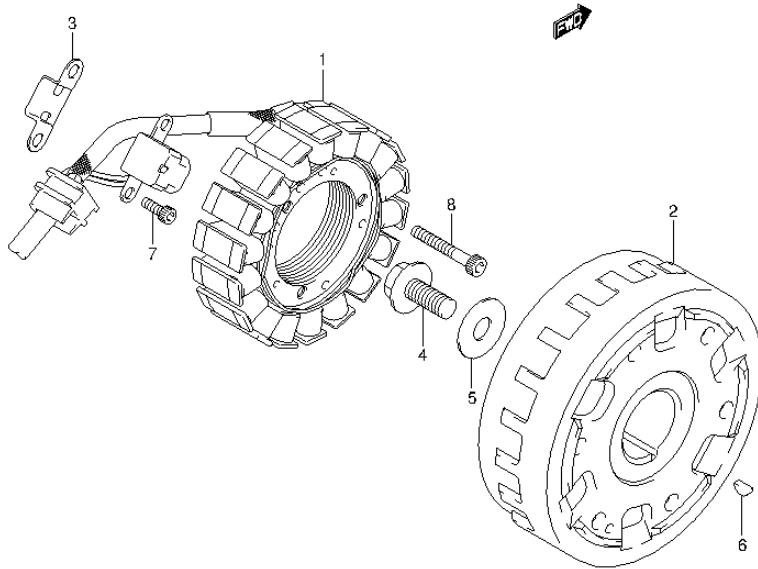


FIG.31

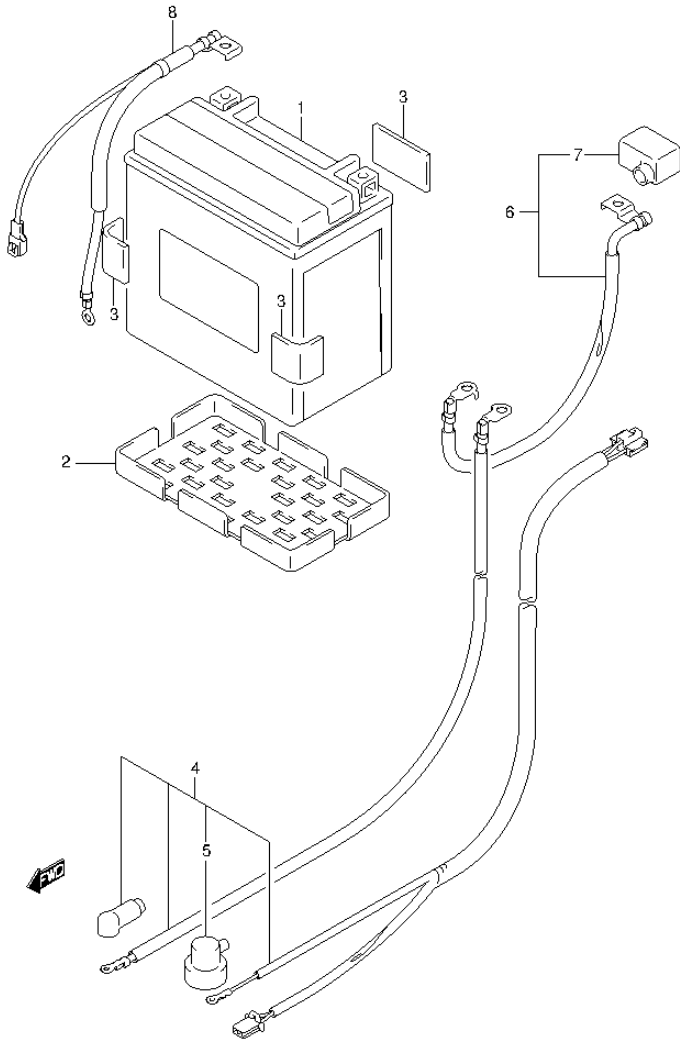


FIG.31 (1-E-2) BATTERY

| REF NO. | PART NO. | DESCRIPTION | Q'TY | REMARKS |
|---------|-------------|---------------------------------------|------|---------|
| 1 | 33610-31G01 | BATTERY ASSY (FTZ16-BS, 12V18.9AH) | 1 | |
| 2 | 33652-16G00 | PROTECTOR, BATTERY | 1 | |
| 3 | 33652-36000 | PROTECTOR (30X50X3.0) | 3 | |
| 4 | 33810-06J00 | WIRE, STARTER MOTOR LEAD | 1 | |
| 5 | 36618-43410 | .CAP, OIL PRESSURE SWITCH | 1 | |
| 6 | 33820-06J00 | WIRE, BATTERY PLUS LEAD | 1 | |
| 7 | 33624-16E00 | .CAP, BATTERY PLUS | 1 | |
| 8 | 33860-40H00 | WIRE, BATTERY MINUS LEAD | 1 | |

FIG.32

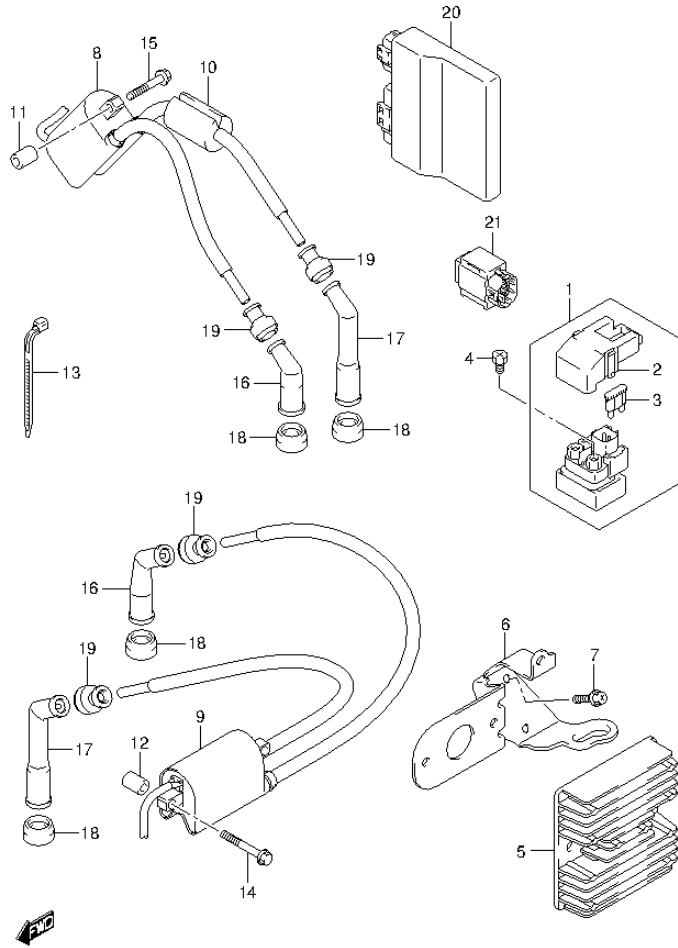


FIG.32 (1-E-3) ELECTRICAL (VL1500BTL3 E03)

| REF NO. | PART NO. | DESCRIPTION | Q'TY | REMARKS |
|---------|-------------|-------------------------------|------|---------|
| 1 | 31800-06G00 | RELAY ASSY, STARTING MOTOR | 1 | |
| 2 | 31861-47E00 | .COVER | 1 | |
| 3 | 09481-30101 | .FUSE (30A) | 2 | |
| 4 | 09128-06013 | SCREW (6X8) | 2 | |
| 5 | 32800-10G30 | RECTIFIER ASSY | 1 | |
| 6 | 32830-40H10 | BRACKET | 1 | |
| 7 | 02162-0616A | SCREW | 2 | |
| 8 | 33410-40H00 | COIL ASSY, IGNITION REAR | 1 | |
| 9 | 33420-40H10 | COIL ASSY, IGNITION FRONT | 1 | |
| 10 | 33442-41F00 | CUSHION, HIGH TENSION CORD | 1 | |
| 11 | 09180-06178 | SPACER (6.4X10X22) | 2 | REAR |
| 12 | 09180-06198 | SPACER (6.2X12X16) | 2 | FRONT |
| 13 | 09407-18402 | CLAMP (L:165) | 1 | |
| 14 | 01547-0635A | BOLT | 2 | FRONT |
| 15 | 01547-0640A | BOLT | 2 | REAR |
| 16 | 33510-38B00 | CAP ASSY, SPARK PLUG (SIDE) | 2 | |
| 17 | 33510-45010 | CAP ASSY, SPARK PLUG (CENTER) | 2 | |
| 18 | 33541-47D00 | SEAL, SPARK PLUG | 4 | |
| 19 | 33542-38B00 | SEAL, HIGH TENSION CORD | 4 | |
| 20 | 32920-06J60 | CONTROL UNIT, FI | 1 | |
| 21 | 33960-06G10 | SENSOR ASSY, FUEL CUT | 1 | |

FIG.33

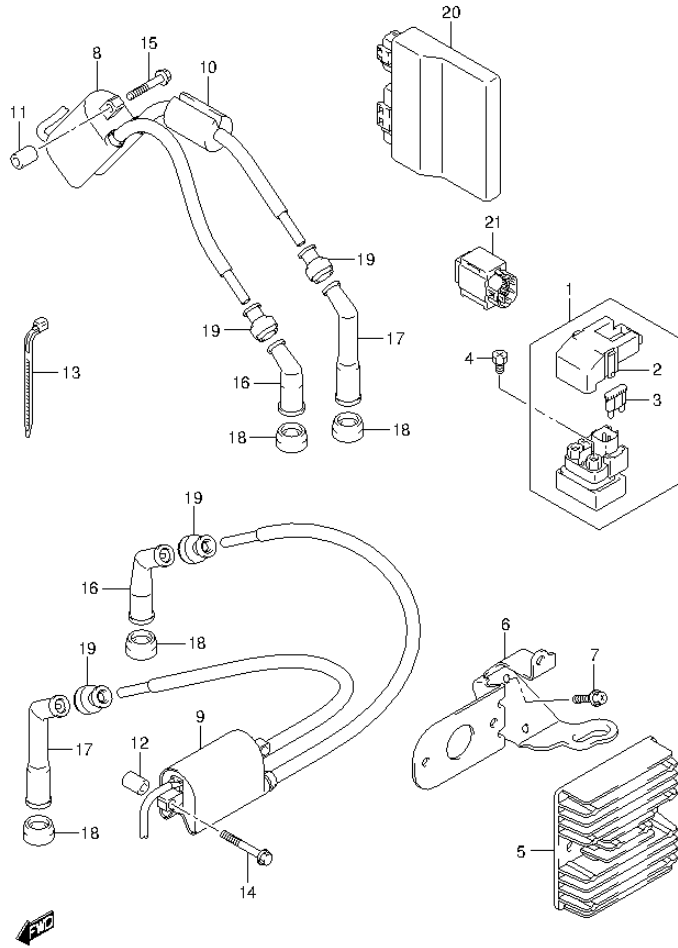


FIG.33 (1-E-4) ELECTRICAL (VL1500BTL3 E28)

| REF NO. | PART NO. | DESCRIPTION | Q'TY | REMARKS |
|---------|-------------|-------------------------------|------|---------|
| 1 | 31800-06G00 | RELAY ASSY, STARTING MOTOR | 1 | |
| 2 | 31861-47E00 | .COVER | 1 | |
| 3 | 09481-30101 | .FUSE (30A) | 2 | |
| 4 | 09128-06013 | SCREW (6X8) | 2 | |
| 5 | 32800-10G30 | RECTIFIER ASSY | 1 | |
| 6 | 32830-40H10 | BRACKET | 1 | |
| 7 | 02162-0616A | SCREW | 2 | |
| 8 | 33410-40H00 | COIL ASSY, IGNITION REAR | 1 | |
| 9 | 33420-40H10 | COIL ASSY, IGNITION FRONT | 1 | |
| 10 | 33442-41F00 | CUSHION, HIGH TENSION CORD | 1 | |
| 11 | 09180-06178 | SPACER (6.4X10X22) | 2 | REAR |
| 12 | 09180-06198 | SPACER (6.2X12X16) | 2 | FRONT |
| 13 | 09407-18402 | CLAMP (L:165) | 1 | |
| 14 | 01547-0635A | BOLT | 2 | FRONT |
| 15 | 01547-0640A | BOLT | 2 | REAR |
| 16 | 33510-38B00 | CAP ASSY, SPARK PLUG (SIDE) | 2 | |
| 17 | 33510-45010 | CAP ASSY, SPARK PLUG (CENTER) | 2 | |
| 18 | 33541-47D00 | SEAL, SPARK PLUG | 4 | |
| 19 | 33542-38B00 | SEAL, HIGH TENSION CORD | 4 | |
| 20 | 32920-06J60 | CONTROL UNIT, FI | 1 | |
| 21 | 33960-06G10 | SENSOR ASSY, FUEL CUT | 1 | |

FIG.34

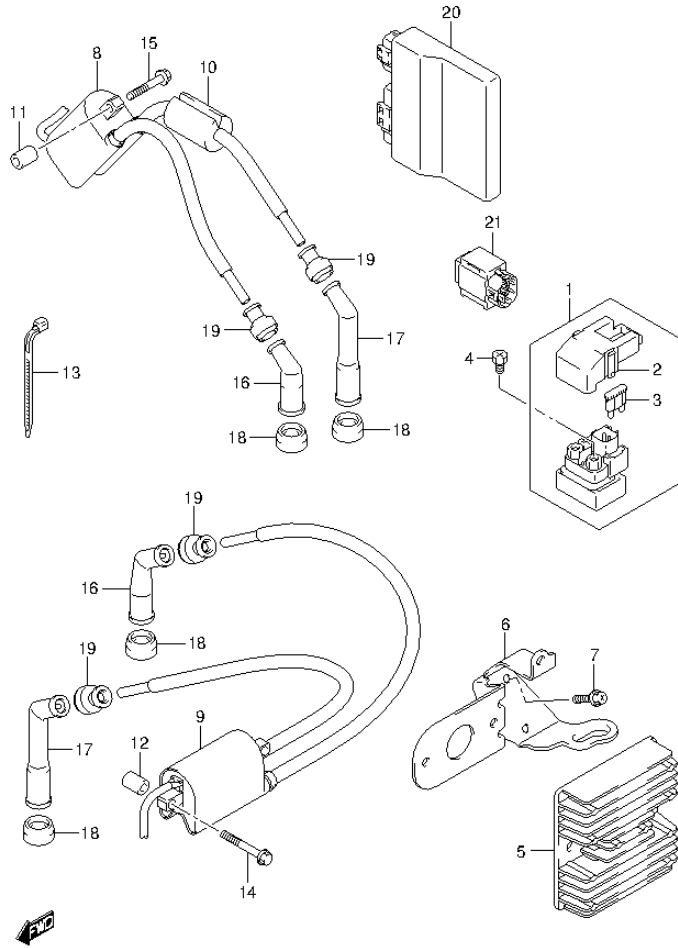


FIG.34 (1-E-5) ELECTRICAL (VL1500BTL3 E33)

| REF NO. | PART NO. | DESCRIPTION | Q'TY | REMARKS |
|---------|-------------|-------------------------------|------|---------|
| 1 | 31800-06G00 | RELAY ASSY, STARTING MOTOR | 1 | |
| 2 | 31861-47E00 | .COVER | 1 | |
| 3 | 09481-30101 | .FUSE (30A) | 2 | |
| 4 | 09128-06013 | SCREW (6X8) | 2 | |
| 5 | 32800-10G30 | RECTIFIER ASSY | 1 | |
| 6 | 32830-40H10 | BRACKET | 1 | |
| 7 | 02162-0616A | SCREW | 2 | |
| 8 | 33410-40H00 | COIL ASSY, IGNITION REAR | 1 | |
| 9 | 33420-40H10 | COIL ASSY, IGNITION FRONT | 1 | |
| 10 | 33442-41F00 | CUSHION, HIGH TENSION CORD | 1 | |
| 11 | 09180-06178 | SPACER (6.4X10X22) | 2 | REAR |
| 12 | 09180-06198 | SPACER (6.2X12X16) | 2 | FRONT |
| 13 | 09407-18402 | CLAMP (L:165) | 1 | |
| 14 | 01547-0635A | BOLT | 2 | FRONT |
| 15 | 01547-0640A | BOLT | 2 | REAR |
| 16 | 33510-38B00 | CAP ASSY, SPARK PLUG (SIDE) | 2 | |
| 17 | 33510-45010 | CAP ASSY, SPARK PLUG (CENTER) | 2 | |
| 18 | 33541-47D00 | SEAL, SPARK PLUG | 4 | |
| 19 | 33542-38B00 | SEAL, HIGH TENSION CORD | 4 | |
| 20 | 32920-06J70 | CONTROL UNIT, FI | 1 | |
| 21 | 33960-06G10 | SENSOR ASSY, FUEL CUT | 1 | |

FIG.35

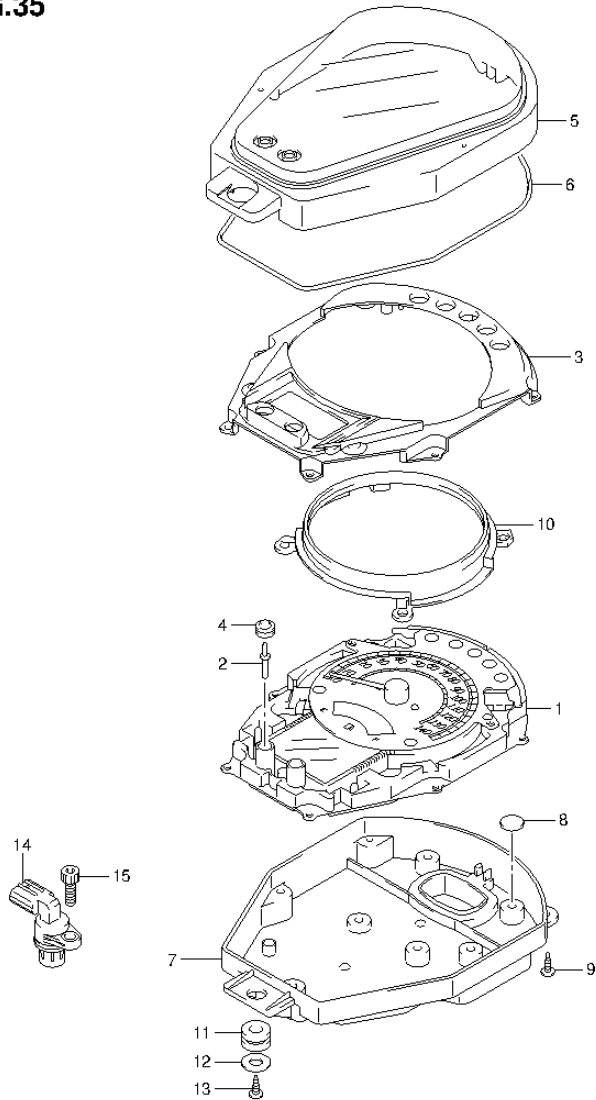


FIG.35 (1-E-6) SPEEDOMETER (VL1500BTL3 E03)

| REF NO. | PART NO. | DESCRIPTION | Q'TY | REMARKS |
|---------|-------------|---------------------|------|---------|
| 1 | 34120-06J50 | SPEEDOMETER | 1 | |
| 2 | 34124-16G00 | KNOB, SPEEDOMETER | 1 | |
| 3 | 34125-43H00 | PLATE, SPEEDOMETER | 1 | |
| 4 | 34126-44G00 | COVER, SPEEDOMETER | 2 | |
| 5 | 34151-43H00 | CASE, UPPER | 1 | |
| 6 | 34153-43H00 | PACKING | 1 | |
| 7 | 34156-06J00 | COVER | 1 | |
| 8 | 34167-13E00 | SEAL | 6 | |
| 9 | 34183-29F00 | SCREW (3X12) | 11 | |
| 10 | 34193-06J40 | RING | 1 | |
| 11 | 34996-43A10 | CUSHION | 1 | |
| 12 | 09160-05037 | WASHER (5.5X16X1.2) | 1 | |
| 13 | 03541-0516A | SCREW | 3 | |
| 14 | 34990-31G01 | SENSOR, SPEED | 1 | |
| 15 | 07130-0616A | BOLT | 1 | |

FIG.36

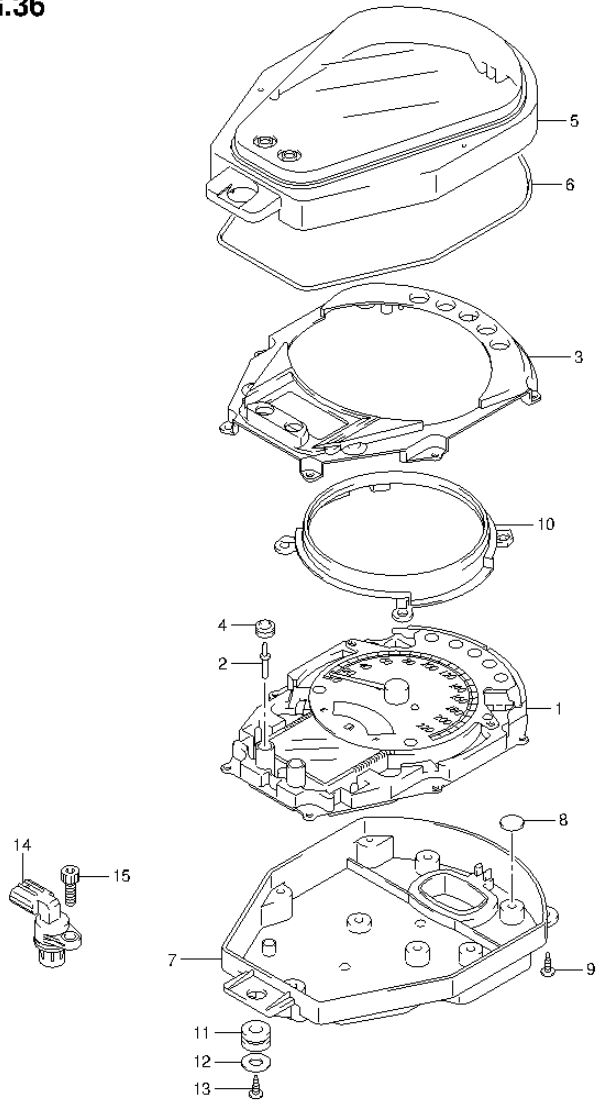


FIG.36 (1-E-7) SPEEDOMETER (VL1500BTL3 E28)

| REF NO. | PART NO. | DESCRIPTION | Q'TY | REMARKS |
|---------|-------------|---------------------|------|---------|
| 1 | 34120-06J40 | SPEEDOMETER | 1 | |
| 2 | 34124-16G00 | KNOB, SPEEDOMETER | 1 | |
| 3 | 34125-43H00 | PLATE, SPEEDOMETER | 1 | |
| 4 | 34126-44G00 | COVER, SPEEDOMETER | 2 | |
| 5 | 34151-43H00 | CASE, UPPER | 1 | |
| 6 | 34153-43H00 | PACKING | 1 | |
| 7 | 34156-06J00 | COVER | 1 | |
| 8 | 34167-13E00 | SEAL | 6 | |
| 9 | 34183-29F00 | SCREW (3X12) | 11 | |
| 10 | 34193-06J40 | RING | 1 | |
| 11 | 34996-43410 | CUSHION | 1 | |
| 12 | 09160-05037 | WASHER (5.5X16X1.2) | 1 | |
| 13 | 03541-0516A | SCREW | 3 | |
| 14 | 34990-31G01 | SENSOR, SPEED | 1 | |
| 15 | 07130-0616A | BOLT | 1 | |

FIG.37

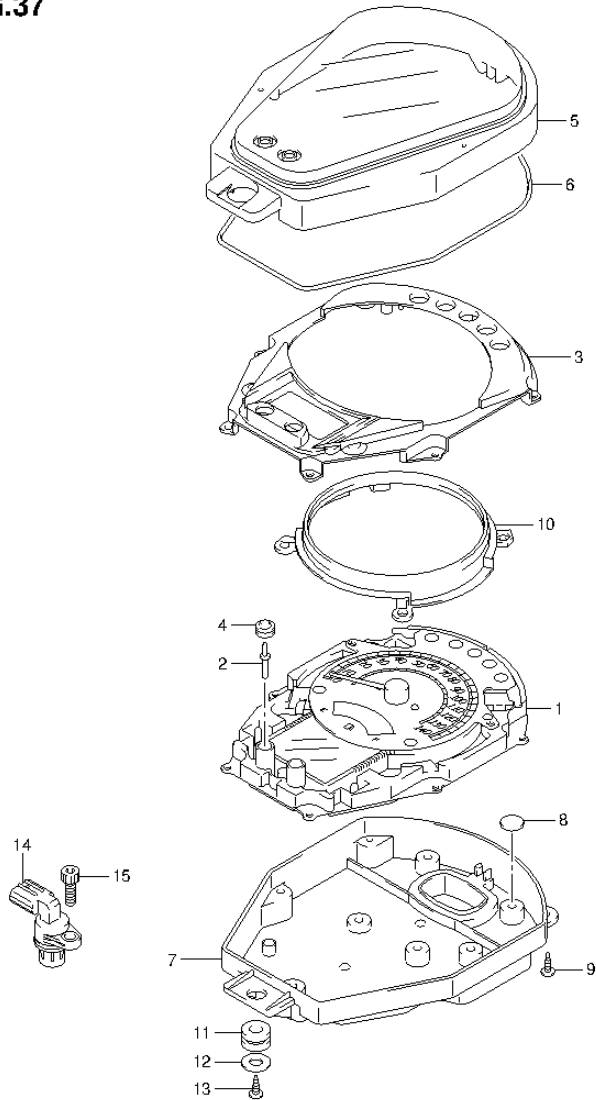


FIG.37 (1-E-8) SPEEDOMETER (VL1500BTL3 E33)

| REF NO. | PART NO. | DESCRIPTION | Q'TY | REMARKS |
|---------|-------------|---------------------|------|---------|
| 1 | 34120-06J50 | SPEEDOMETER | 1 | |
| 2 | 34124-16G00 | KNOB, SPEEDOMETER | 1 | |
| 3 | 34125-43H00 | PLATE, SPEEDOMETER | 1 | |
| 4 | 34126-44G00 | COVER, SPEEDOMETER | 2 | |
| 5 | 34151-43H00 | CASE, UPPER | 1 | |
| 6 | 34153-43H00 | PACKING | 1 | |
| 7 | 34156-06J00 | COVER | 1 | |
| 8 | 34167-13E00 | SEAL | 6 | |
| 9 | 34183-29F00 | SCREW (3X12) | 11 | |
| 10 | 34193-06J40 | RING | 1 | |
| 11 | 34996-43A10 | CUSHION | 1 | |
| 12 | 09160-05037 | WASHER (5.5X16X1.2) | 1 | |
| 13 | 03541-0516A | SCREW | 3 | |
| 14 | 34990-31G01 | SENSOR, SPEED | 1 | |
| 15 | 07130-0616A | BOLT | 1 | |

FIG.38

FIG.38 (1-E-9) HEADLAMP

| REF NO. | PART NO. | DESCRIPTION | Q'TY | REMARKS |
|---------|-----------------|--------------------------------|------|---------|
| 1 | 35100-06J30-999 | HEADLAMP ASSY | 1 | |
| 2 | 35121-10FB0 | .UNIT | 1 | |
| 3 | 35174-19F00 | .COVER, SOCKET | 1 | |
| 4 | 02122-0520A | .SCREW | 2 | |
| 5 | 09160-05045 | .WASHER (5.5X18X1) | 2 | |
| 6 | 35140-06J00 | .BRACKET | 1 | |
| 7 | 35139-38A60 | .CUSHION | 2 | |
| 8 | 35133-45230 | .SPACER | 2 | |
| 9 | 35155-10FA0 | .NUT | 2 | |
| 10 | 35130-10FA0 | .BRACKET | 1 | |
| 11 | 35181-19F00 | .SCREW (5X16) | 2 | |
| 12 | 35135-45900 | .NUT | 2 | |
| 13 | 35151-10FA0 | .SCREW, ADJUSTER | 2 | |
| 14 | 35154-10FA0 | .SPRING, ADJUSTER | 2 | |
| 15 | 35152-45600 | .NUT | 2 | |
| 16 | 35158-10FA0 | .COVER | 2 | |
| 17 | 09471-12060 | BULB (12V,60/55W) | 1 | |
| 18 | 09111-06107 | BOLT (6X12) | 2 | |
| 19 | 35950-22H20 | REFLEX REFLECTOR ASSY, FR SIDE | 2 | |

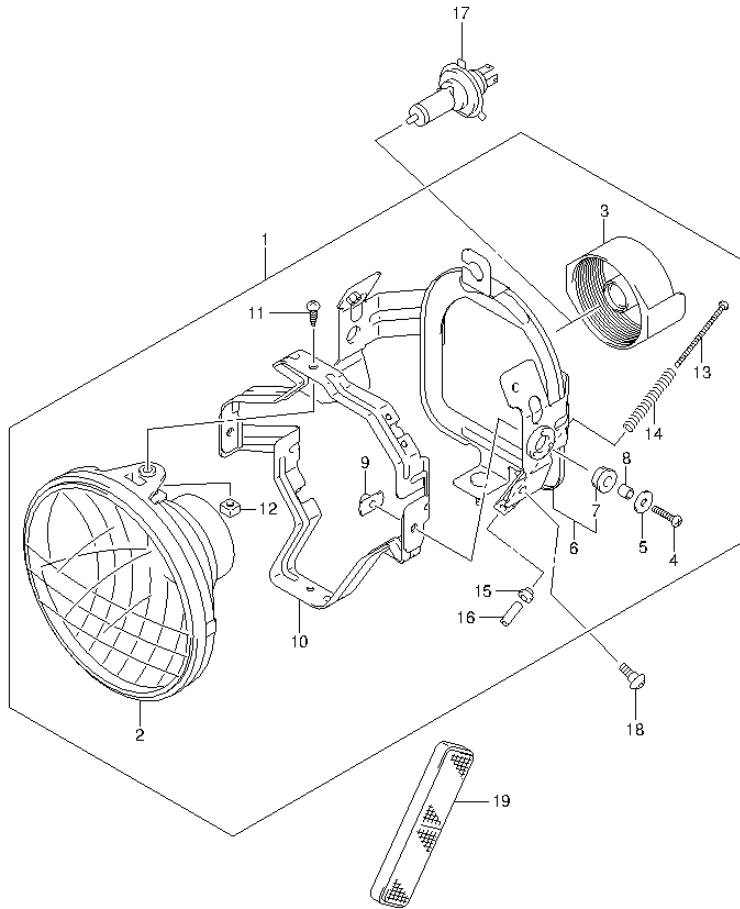


FIG.39

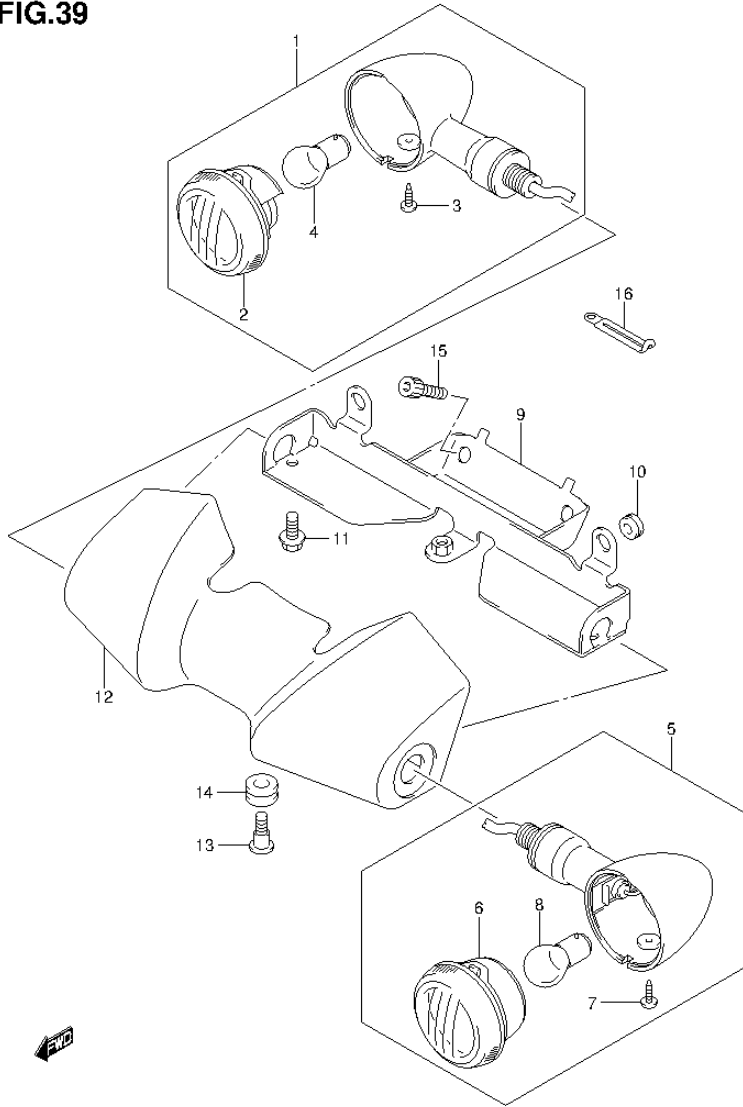


FIG.39 (1-E-10) FRONT TURN SIGNAL LAMP

| REF NO. | PART NO. | DESCRIPTION | Q'TY | REMARKS |
|---------|-------------|---------------------------------|------|---------|
| 1 | 35601-38AA0 | LAMP ASSY, FRONT TURN SIGNAL RH | 1 | |
| 2 | 35610-38AE1 | .LENS | 1 | |
| 3 | 35623-38AA0 | .SCREW (4X10) | 1 | |
| 4 | 09471-12045 | .BULB (12V,21W) | 1 | |
| 5 | 35602-38AA0 | LAMP ASSY, FRONT TURN SIGNAL LH | 1 | |
| 6 | 35630-38AE1 | .LENS | 1 | |
| 7 | 35623-38AA0 | .SCREW (4X10) | 1 | |
| 8 | 09471-12045 | .BULB (12V,21W) | 1 | |
| 9 | 35620-06J00 | BRACKET | 1 | |
| 10 | 09320-06016 | CUSHION | 2 | |
| 11 | 09103-06275 | BOLT (6X8) | 2 | |
| 12 | 35641-06JB0 | COVER, FRONT TURN SIGNAL | 1 | |
| 13 | 09139-06146 | SCREW (6X16) | 1 | |
| 14 | 09320-06016 | CUSHION | 1 | |
| 15 | 07130-0816B | BOLT | 2 | |
| 16 | 09404-06429 | CLAMP (L:45) | 1 | |

FIG.40

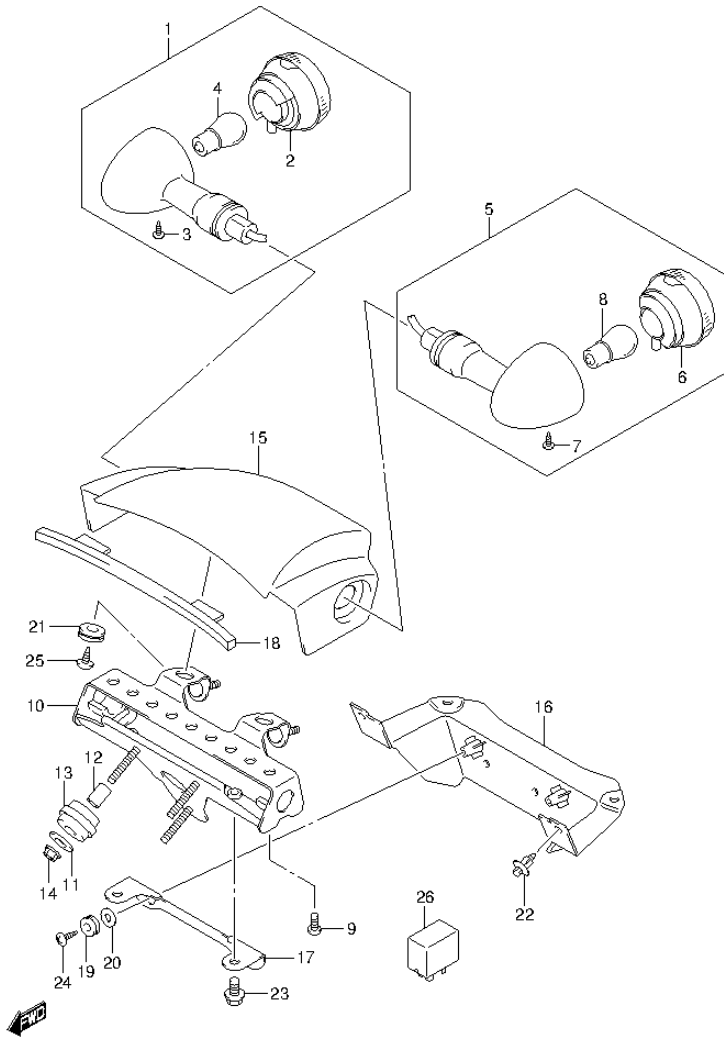


FIG.40 (1-E-11) REAR TURN SIGNAL LAMP

| REF NO. | PART NO. | DESCRIPTION | Q'TY | REMARKS |
|---------|-----------------|---------------------------------|------|---------|
| 1 | 35603-38AH0 | LAMP ASSY, REAR TURN SIGNAL RH | 1 | |
| 2 | 35610-38AH0 | .LENS | 1 | |
| 3 | 35623-38AA0 | .SCREW (4X10) | 1 | |
| 4 | 09471-12045 | .BULB (12V,21W) | 1 | |
| 5 | 35604-38AH0 | LAMP ASSY, REAR TURN SIGNAL LH | 1 | |
| 6 | 35630-38AH0 | .LENS | 1 | |
| 7 | 35623-38AA0 | .SCREW (4X10) | 1 | |
| 8 | 09471-12045 | .BULB (12V,21W) | 1 | |
| 9 | 09103-06507 | BOLT (6X14) | 2 | |
| 10 | 35620-43H01 | BRACKET, REAR TURN SIGNAL | 1 | |
| 11 | 09160-06077 | WASHER (6.5X20X1.2) | 3 | |
| 12 | 09180-06195 | SPACER (6.4X10X18) | 3 | |
| 13 | 09320-10504 | CUSHION | 3 | |
| 14 | 08316-1006A | NUT | 3 | |
| 15 | 35621-06JB0 | COVER, REAR TURN SIGNAL UPPER | 1 | |
| 16 | 35622-06J00 | COVER, REAR TURN SIGNAL LOWER | 1 | |
| 17 | 35623-43H00 | BRACKET, REAR TURN SIGNAL COVER | 1 | |
| 18 | 35657-06J00 | GASKET, REAR TURN SIGNAL COVER | 1 | |
| 19 | 09160-04022 | WASHER (4.3X14X0.8) | 2 | |
| 20 | 09320-06016 | CUSHION | 2 | |
| 21 | 09320-08066 | CUSHION | 2 | |
| 22 | 09409-06314-5PK | CLIP (BLACK) | 4 | |
| 23 | 01550-0612A | BOLT | 2 | |
| 24 | 03541-0412A | SCREW | 2 | |
| 25 | 03541-0510A | SCREW | 2 | |
| 26 | 38610-03F00 | RELAY ASSY, TURN SIGNAL LAMP | 1 | |

FIG.41

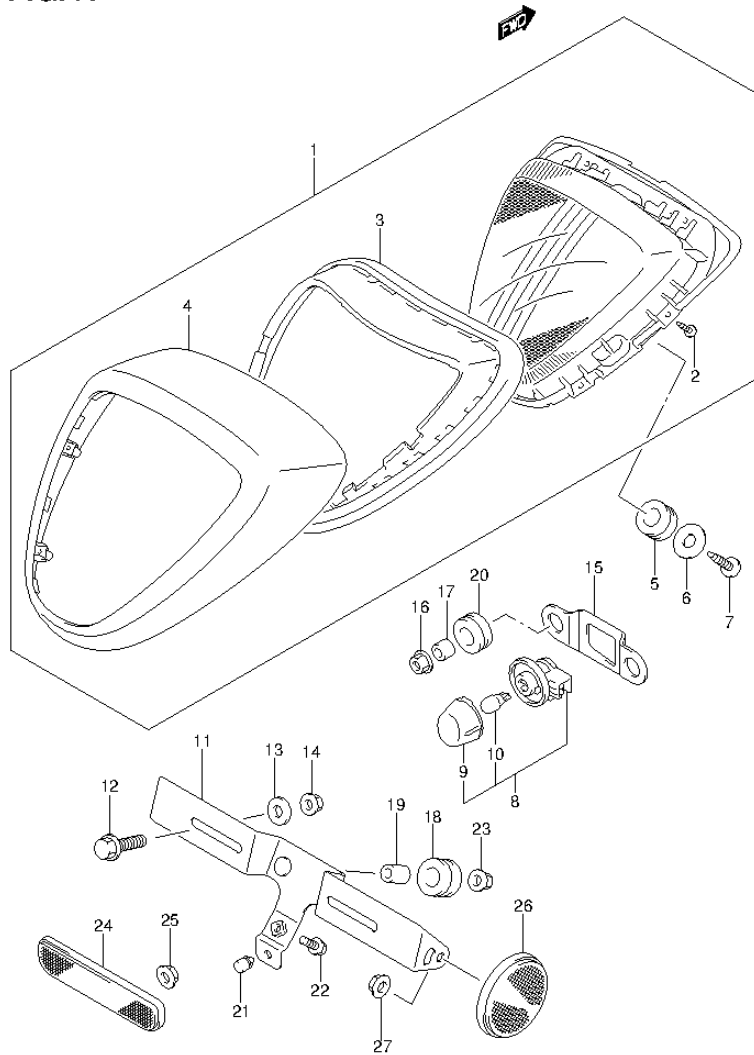
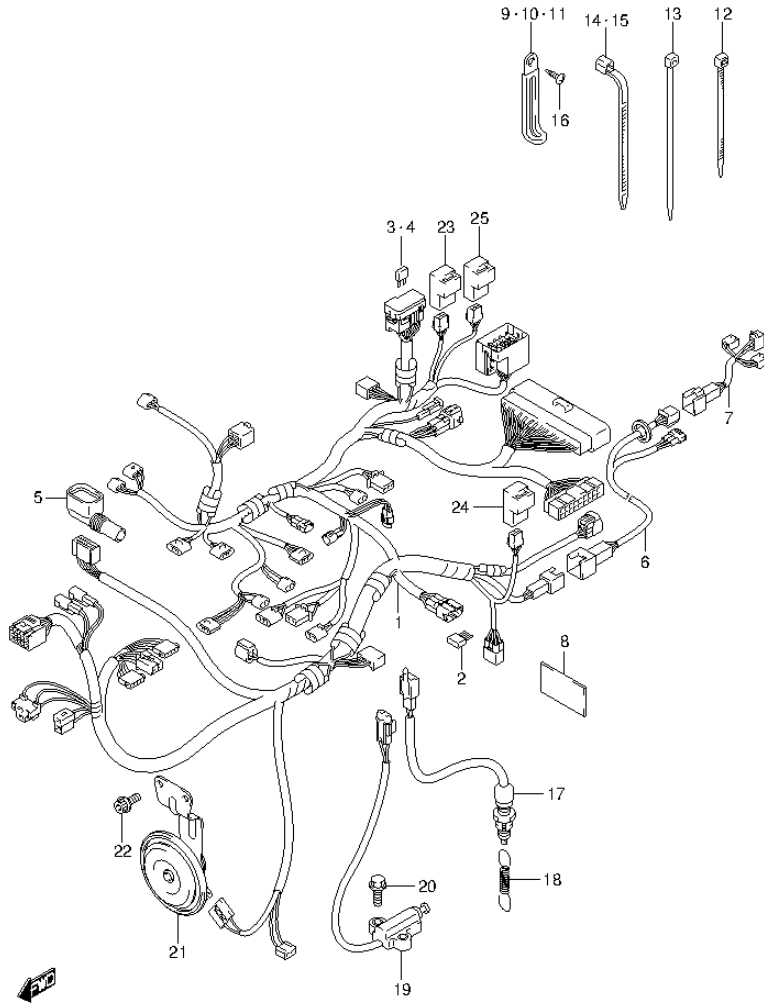


FIG.41 (1-E-12) REAR COMBINATION LAMP

| REF NO. | PART NO. | DESCRIPTION | Q'TY | REMARKS |
|---------|-------------|-----------------------------|------|---------|
| 1 | 35710-06JB0 | LAMP ASSY, REAR COMBINATION | 1 | |
| 2 | 35623-41400 | .SCREW (3X12) | 6 | |
| 3 | 35713-06J00 | .RUBBER | 1 | |
| 4 | 35717-06JB0 | .COVER | 1 | |
| 5 | 09320-10067 | CUSHION | 3 | |
| 6 | 09160-05501 | WASHER (5.5X20X1.2) | 3 | |
| 7 | 03541-0512A | SCREW | 3 | |
| 8 | 35910-14F01 | LAMP ASSY, LICENSE | 1 | |
| 9 | 35912-14F11 | .LENS | 1 | |
| 10 | 09471-12216 | .BULB (12V5W) | 1 | |
| 11 | 35927-06J30 | BRACKET, LICENSE PLATE | 1 | |
| 12 | 09116-06168 | BOLT (6X16) | 2 | |
| 13 | 09160-06077 | WASHER (6.5X20X1.2) | 2 | |
| 14 | 08316-1006A | NUT | 2 | |
| 15 | 35928-43H00 | BRACKET, LICENSE LAMP | 1 | |
| 16 | 09159-05049 | NUT | 2 | |
| 17 | 09180-05066 | SPACER (5.5X9.5X10.5) | 2 | |
| 18 | 09180-06290 | SPACER (6.5X10X12) | 3 | |
| 19 | 09320-10051 | CUSHION | 3 | |
| 20 | 09320-10054 | CUSHION | 2 | |
| 21 | 09321-06013 | CUSHION | 1 | |
| 22 | 01550-0625A | BOLT | 1 | |
| 23 | 08316-1006A | NUT | 2 | |
| 24 | 35970-05H00 | REFLECTOR ASSY, REAR | 1 | |
| 25 | 08316-1005A | NUT | 2 | |
| 26 | 35970-14A20 | REFLECTOR ASSY, REAR SIDE | 2 | |
| 27 | 08316-1005A | NUT | 2 | |

FIG.42

FIG.42 (1-E-13) WIRING HARNESS (VL1500BTL3 E03)



| REF NO. | PART NO. | DESCRIPTION | Q'TY | REMARKS |
|---------|-------------|-----------------------------|------|---------|
| 1 | 36610-06J30 | HARNESS, WIRING | 1 | |
| 2 | 36611-38A00 | .DIODE | 1 | |
| 3 | 09481-10501 | .FUSE (10A) | 4 | |
| 4 | 09481-15501 | .FUSE (15A) | 2 | |
| 5 | 36618-41G00 | .COVER, CONNECTOR | 1 | |
| 6 | 36858-06J00 | WIRE, REAR COMBINATION | 1 | |
| 7 | 36856-41F00 | WIRE, REAR COMBINATION NO.2 | 1 | |
| 8 | 36611-16G00 | TAPE (28X50X0.13) | 1 | |
| 9 | 09404-06429 | CLAMP (L:45) | 3 | |
| 10 | 09404-06433 | CLAMP (L:80) | 2 | |
| 11 | 09404-06435 | CLAMP (L:135) | 1 | |
| 12 | 09407-10403 | CLAMP (L:95) | 2 | |
| 13 | 09407-14407 | CLAMP (L:145) | 7 | |
| 14 | 09407-19401 | CLAMP (L:190) | 5 | |
| 15 | 09407-25401 | CLAMP (L:235) | 1 | |
| 16 | 03541-0512A | SCREW | 2 | |
| 17 | 37740-19F00 | SWITCH ASSY, STOP LAMP | 1 | |
| 18 | 09443-06077 | SPRING | 1 | |
| 19 | 37840-22H00 | SWITCH ASSY, SIDE STAND | 1 | |
| 20 | 01547-0625A | BOLT | 2 | |
| 21 | 38500-40H00 | HORN ASSY | 1 | |
| 22 | 01550-0612B | BOLT | 2 | |
| 23 | 38740-24X50 | RELAY ASSY, FUEL PUMP | 1 | |
| 24 | 38740-24X50 | RELAY ASSY, FAN MOTOR | 1 | |
| 25 | 38740-24A00 | RELAY ASSY, HEADLAMP | 1 | |

FIG.43

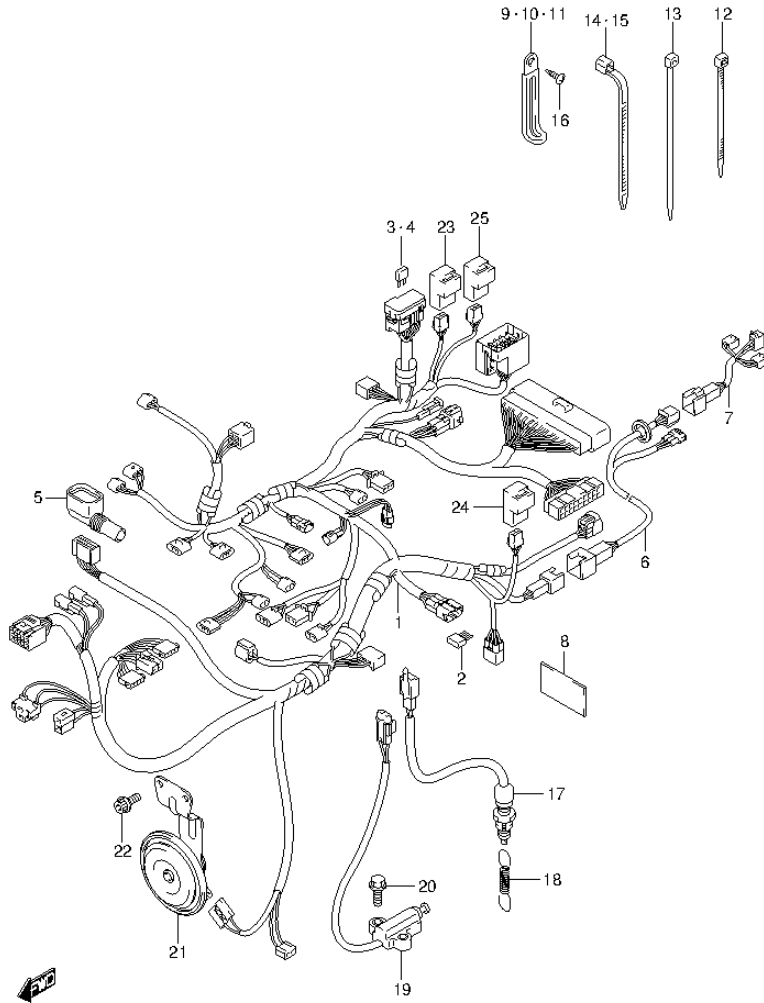


FIG.43 (1-E-14) WIRING HARNESS (VL1500BTL3 E28)

| REF NO. | PART NO. | DESCRIPTION | Q'TY | REMARKS |
|---------|-------------|-----------------------------|------|---------|
| 1 | 36610-06J30 | HARNESS, WIRING | 1 | |
| 2 | 36611-38A00 | .DIODE | 1 | |
| 3 | 09481-10501 | .FUSE (10A) | 4 | |
| 4 | 09481-15501 | .FUSE (15A) | 2 | |
| 5 | 36618-41G00 | .COVER, CONNECTOR | 1 | |
| 6 | 36858-06J00 | WIRE, REAR COMBINATION | 1 | |
| 7 | 36856-41F00 | WIRE, REAR COMBINATION NO.2 | 1 | |
| 8 | 36611-16G00 | TAPE (28X50X0.13) | 1 | |
| 9 | 09404-06429 | CLAMP (L:45) | 3 | |
| 10 | 09404-06433 | CLAMP (L:80) | 2 | |
| 11 | 09404-06435 | CLAMP (L:135) | 1 | |
| 12 | 09407-10403 | CLAMP (L:95) | 2 | |
| 13 | 09407-14407 | CLAMP (L:145) | 7 | |
| 14 | 09407-19401 | CLAMP (L:190) | 5 | |
| 15 | 09407-25401 | CLAMP (L:235) | 1 | |
| 16 | 03541-0512A | SCREW | 2 | |
| 17 | 37740-19F00 | SWITCH ASSY, STOP LAMP | 1 | |
| 18 | 09443-06077 | SPRING | 1 | |
| 19 | 37840-22H00 | SWITCH ASSY, SIDE STAND | 1 | |
| 20 | 01547-0625A | BOLT | 2 | |
| 21 | 38500-40H00 | HORN ASSY | 1 | |
| 22 | 01550-0612B | BOLT | 2 | |
| 23 | 38740-24X50 | RELAY ASSY, FUEL PUMP | 1 | |
| 24 | 38740-24X50 | RELAY ASSY, FAN MOTOR | 1 | |
| 25 | 38740-24A00 | RELAY ASSY, HEADLAMP | 1 | |

FIG.44

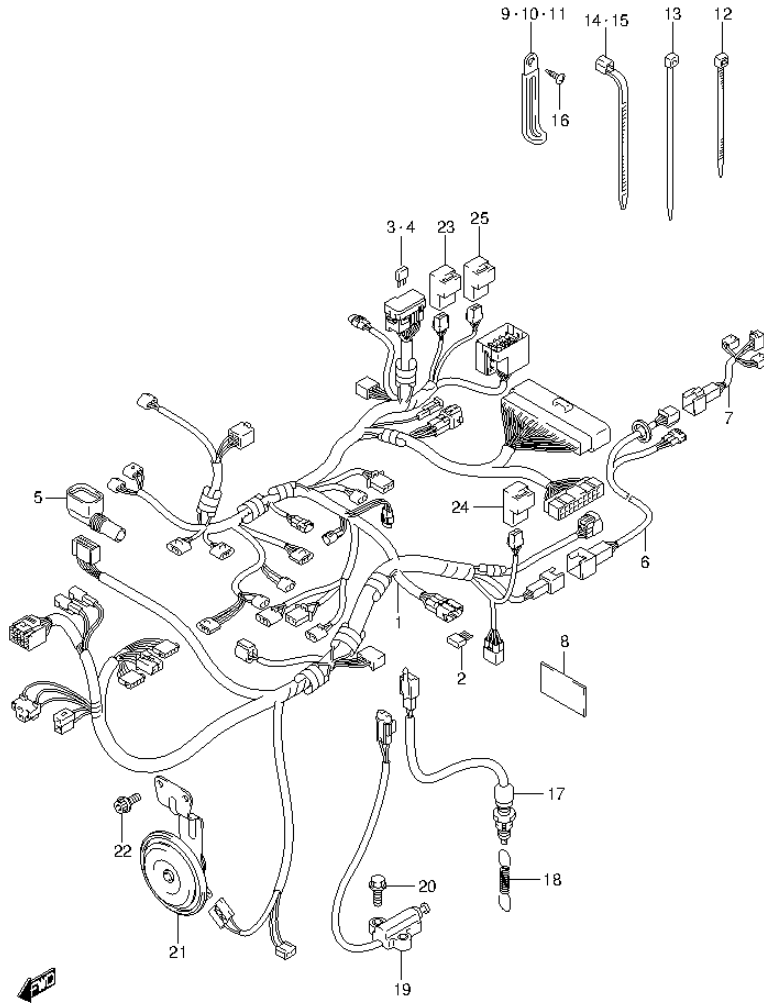


FIG.44 (1-E-15) WIRING HARNESS (VL1500BTL3 E33)

| REF NO. | PART NO. | DESCRIPTION | Q'TY | REMARKS |
|---------|-------------|-----------------------------|------|---------|
| 1 | 36610-06J40 | HARNESS, WIRING | 1 | |
| 2 | 36611-38A00 | .DIODE | 1 | |
| 3 | 09481-10501 | .FUSE (10A) | 4 | |
| 4 | 09481-15501 | .FUSE (15A) | 2 | |
| 5 | 36618-41G00 | .COVER, CONNECTOR | 1 | |
| 6 | 36858-06J00 | WIRE, REAR COMBINATION | 1 | |
| 7 | 36856-41F00 | WIRE, REAR COMBINATION NO.2 | 1 | |
| 8 | 36611-16G00 | TAPE (28X50X0.13) | 1 | |
| 9 | 09404-06429 | CLAMP (L:45) | 3 | |
| 10 | 09404-06433 | CLAMP (L:80) | 2 | |
| 11 | 09404-06435 | CLAMP (L:135) | 1 | |
| 12 | 09407-10403 | CLAMP (L:95) | 2 | |
| 13 | 09407-14407 | CLAMP (L:145) | 7 | |
| 14 | 09407-19401 | CLAMP (L:190) | 5 | |
| 15 | 09407-25401 | CLAMP (L:235) | 1 | |
| 16 | 03541-0512A | SCREW | 2 | |
| 17 | 37740-19F00 | SWITCH ASSY, STOP LAMP | 1 | |
| 18 | 09443-06077 | SPRING | 1 | |
| 19 | 37840-22H00 | SWITCH ASSY, SIDE STAND | 1 | |
| 20 | 01547-0625A | BOLT | 2 | |
| 21 | 38500-40H00 | HORN ASSY | 1 | |
| 22 | 01550-0612B | BOLT | 2 | |
| 23 | 38740-24X50 | RELAY ASSY, FUEL PUMP | 1 | |
| 24 | 38740-24X50 | RELAY ASSY, FAN MOTOR | 1 | |
| 25 | 38740-24A00 | RELAY ASSY, HEADLAMP | 1 | |

FIG.45

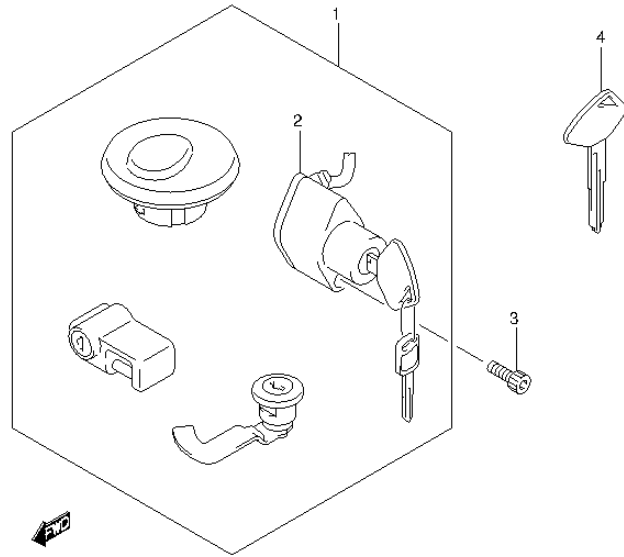


FIG.45 (1-F-2) LOCK SET

| REF NO. | PART NO. | DESCRIPTION | Q'TY | REMARKS |
|---------|-------------|------------------------|------|---------|
| 1 | 37000-40850 | LOCK SET | 1 | |
| 2 | 37110-40H31 | .SWITCH ASSY, INGITION | 1 | |
| 3 | 07130-0616A | BOLT | 1 | |
| 4 | 37146-10F00 | KEY, BLANK (BOULEVARD) | 1 | OPT |

FIG.46

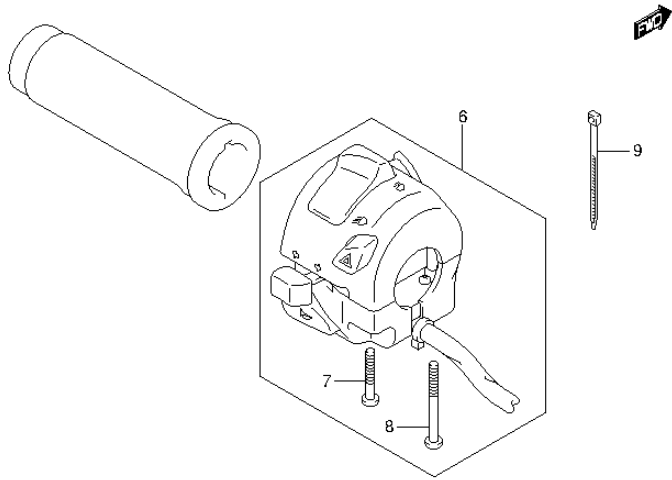


FIG.46 (1-F-3) HANDLE SWITCH

| REF NO. | PART NO. | DESCRIPTION | Q'TY | REMARKS |
|---------|-------------|------------------------|------|---------|
| 1 | 37200-06J00 | SWITCH ASSY, HANDLE RH | 1 | |
| 2 | 02112-0545B | .SCREW | 1 | |
| 3 | 02112-0510B | .SCREW | 1 | |
| 4 | 02112-0535B | .SCREW | 1 | |
| 5 | 09407-14407 | CLAMP (L:145) | 2 | |
| 6 | 37400-06J00 | SWITCH ASSY, HANDLE LH | 1 | |
| 7 | 02112-0530B | .SCREW | 1 | |
| 8 | 02112-0545B | .SCREW | 1 | |
| 9 | 09407-14407 | CLAMP (L:145) | 3 | |

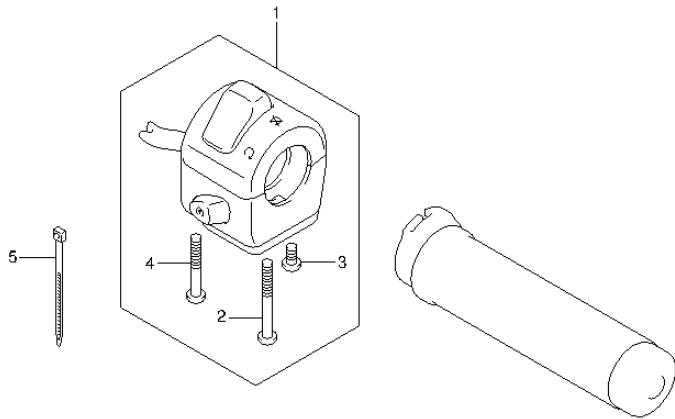


FIG.47

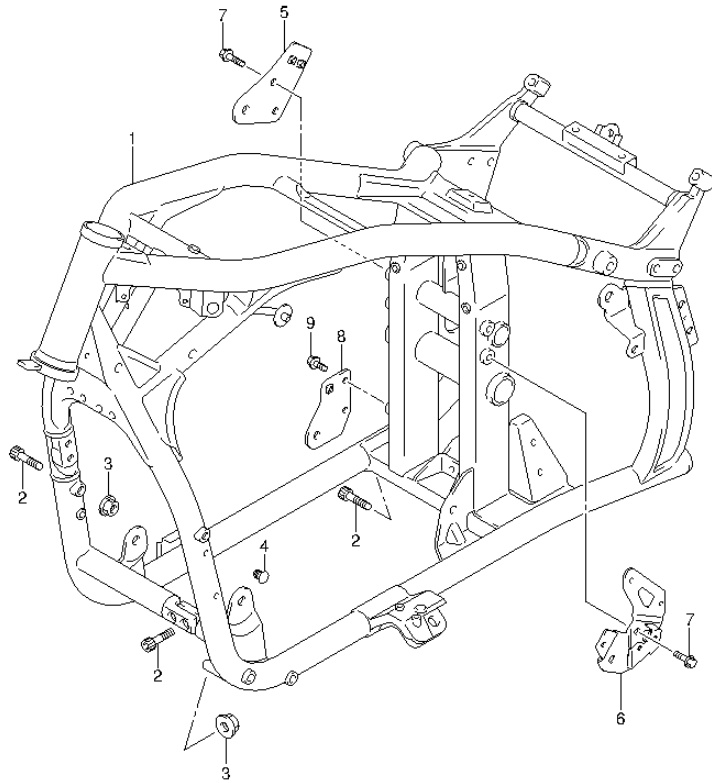


FIG.47 (1-F-4) FRAME

| REF NO. | PART NO. | DESCRIPTION | Q'TY | REMARKS |
|---------|-----------------|---|------|---------|
| 1 | 41100-40H20-019 | FRAME (BLACK) | 1 | |
| 2 | 07130-1035B | BOLT | 6 | |
| 3 | 08319-3110B | NUT | 4 | |
| 4 | 09250-09001 | CAP (OD:14) | 2 | |
| 5 | 41931-06J00 | PLATE, ENGINE MOUNTING REAR RH | 1 | |
| 6 | 41940-06J00 | PLATE, ENGINE MOUNTING REAR LH | 1 | |
| 7 | 01550-0820A | BOLT | 4 | |
| 8 | 41951-40H00 | PLATE, ENGINE MOUNTING REAR LOWER RH | 1 | |
| 9 | 01550-0820A | BOLT | 2 | |



FIG.48

FIG.48 (1-F-5) REAR FRAME

| REF NO. | PART NO. | DESCRIPTION | Q'TY | REMARKS |
|---------|-------------|----------------------|------|---------|
| 1 | 42650-06J00 | FRAME, REAR RH | 1 | |
| 2 | 42651-06J10 | PLATE, REAR FRAME RH | 1 | |
| 3 | 42660-06J00 | FRAME, REAR LH | 1 | |
| 4 | 42661-06J10 | PLATE, REAR FRAME LH | 1 | |
| 5 | 09139-10003 | BOLT (10X25) | 2 | |
| 6 | 09139-10005 | BOLT (10X35) | 4 | |

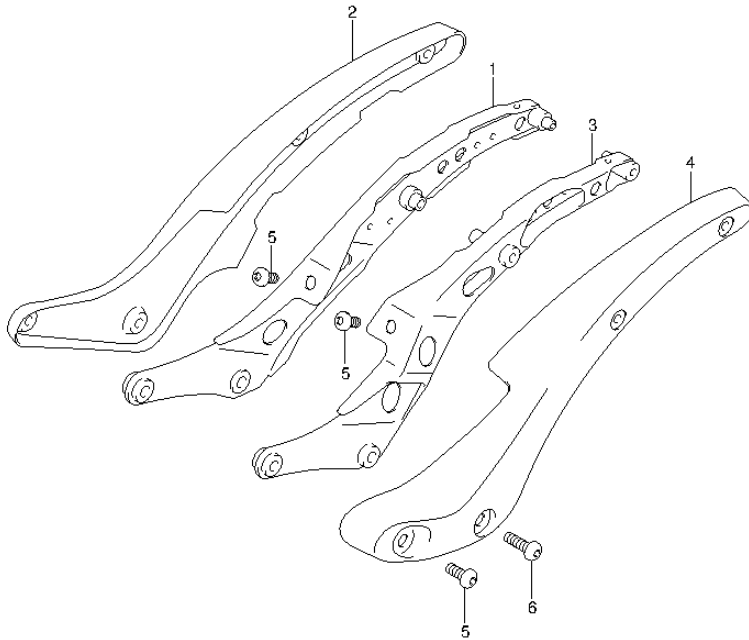


FIG.49

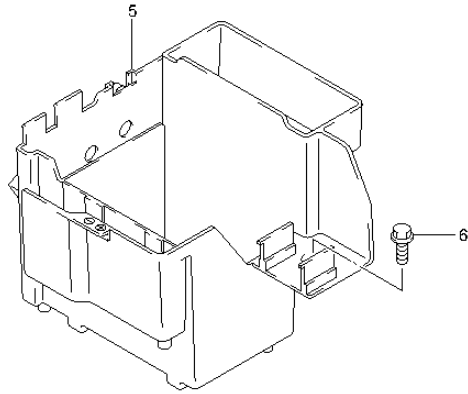


FIG.49 (1-F-6) HOLDER

| REF NO. | PART NO. | DESCRIPTION | Q'TY | REMARKS |
|---------|-------------|------------------------|------|---------|
| 1 | 41540-06J10 | HOLDER, BATTERY | 1 | |
| 2 | 01550-0812A | BOLT | 4 | |
| 3 | 41550-06J00 | HOLDER, ELECTRIC PARTS | 1 | |
| 4 | 01547-0616A | BOLT | 4 | |
| 5 | 47431-40H00 | HOLDER, ELECTRIC PARTS | 1 | |
| 6 | 09113-06001 | BOLT (6X16) | 3 | |

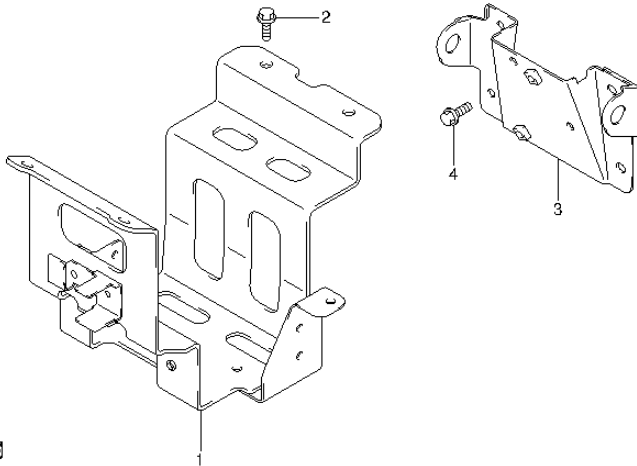


FIG.50

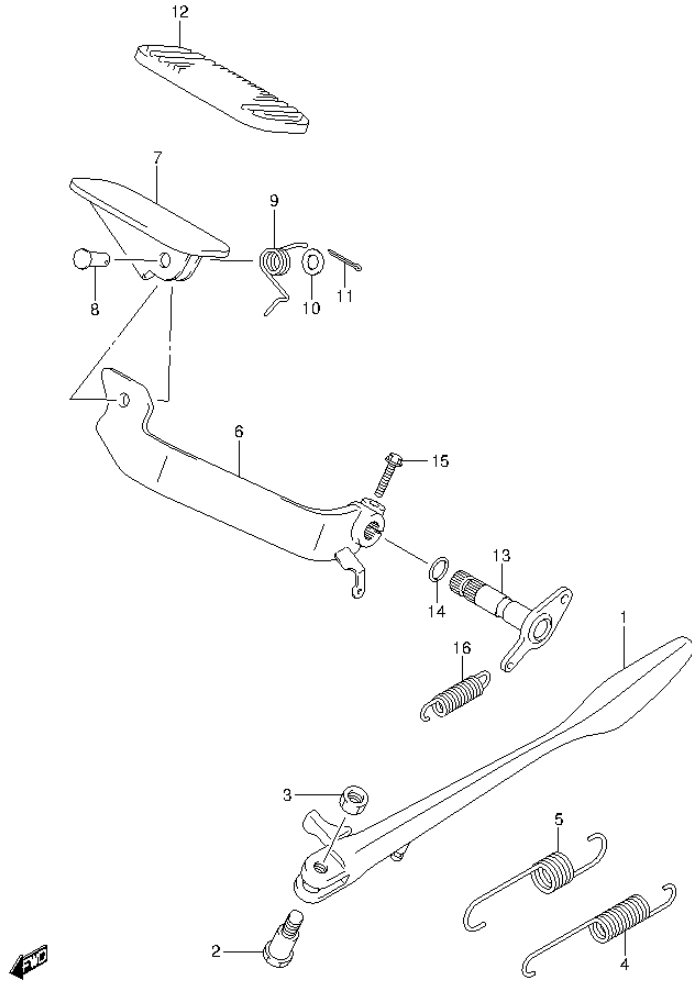


FIG.50 (1-F-7) STAND

| REF NO. | PART NO. | DESCRIPTION | Q'TY | REMARKS |
|---------|-------------|------------------------|------|---------|
| 1 | 42310-06J10 | STAND, PROP | 1 | |
| 2 | 09111-10058 | BOLT (10X37.5) | 1 | |
| 3 | 42321-03FK0 | NUT | 1 | |
| 4 | 09443-14069 | SPRING | 1 | INNER |
| 5 | 09443-19012 | SPRING | 1 | OUTER |
| 6 | 43140-06J00 | ARM, BRAKE PEDAL | 1 | |
| 7 | 43110-22H10 | PEDAL, BRAKE | 1 | |
| 8 | 43117-22H00 | PIN | 1 | |
| 9 | 43116-22H00 | SPRING | 1 | |
| 10 | 08322-0108A | WASHER | 1 | |
| 11 | 04111-2015A | COTTER PIN | 1 | |
| 12 | 43151-10F00 | RUBBER, BRAKE PEDAL | 1 | |
| 13 | 43120-40H00 | ARM, BRAKE ROD | 1 | |
| 14 | 09280-14011 | O RING (D:2.5,ID:13.8) | 2 | |
| 15 | 07120-0625A | BOLT | 1 | |
| 16 | 09443-11030 | SPRING | 1 | |

FIG.51

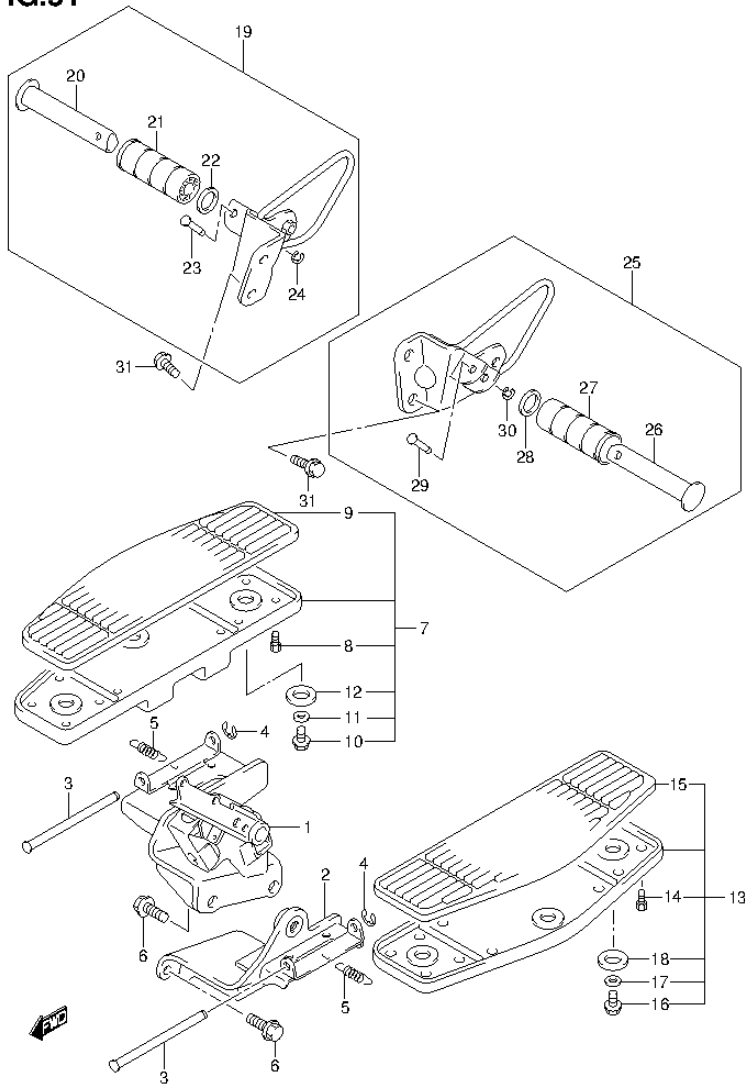


FIG.51 (1-F-8) FOOTREST

| REF NO. | PART NO. | DESCRIPTION | Q'TY | REMARKS |
|---------|-------------|----------------------------|------|---------|
| 1 | 43510-06J00 | BRACKET, FRONT FOOTREST RH | 1 | |
| 2 | 43520-06J00 | BRACKET, FRONT FOOTREST LH | 1 | |
| 3 | 43539-10F00 | PIN | 2 | |
| 4 | 08332-1106A | E RING | 2 | |
| 5 | 09443-11033 | SPRING | 2 | |
| 6 | 01550-1025B | BOLT | 4 | |
| 7 | 43501-10F11 | FOOTREST ASSY, FRONT RH | 1 | |
| 8 | 43576-07D01 | .BOLT, BANK SENSOR | 1 | |
| 9 | 43550-10F10 | .RUBBER, FRONT FOOTREST | 1 | |
| 10 | 01550-0610A | .BOLT | 3 | |
| 11 | 09160-06158 | .WASHER (6.5X22X1.6) | 3 | |
| 12 | 09320-10036 | .CUSHION | 3 | |
| 13 | 43502-10F11 | FOOTREST ASSY, FRONT LH | 1 | |
| 14 | 43576-07D01 | .BOLT, BANK SENSOR | 1 | |
| 15 | 43550-10F10 | .RUBBER, FRONT FOOTREST | 1 | |
| 16 | 01550-0610A | .BOLT | 3 | |
| 17 | 09160-06158 | .WASHER (6.5X22X1.6) | 3 | |
| 18 | 09320-10036 | .CUSHION | 3 | |
| 19 | 43600-06J00 | FOOTREST ASSY, PILLION RH | 1 | |
| 20 | 43610-39G00 | .BAR | 1 | |
| 21 | 43612-39G00 | .RUBBER | 1 | |
| 22 | 09160-19024 | .WASHER (19.5X32X2) | 1 | |
| 23 | 09208-06007 | .PIN | 1 | |
| 24 | 08332-1104A | .E RING | 1 | |
| 25 | 43700-06J00 | FOOTREST ASSY, PILLION LH | 1 | |
| 26 | 43610-39G00 | .BAR | 1 | |
| 27 | 43612-39G00 | .RUBBER | 1 | |
| 28 | 09160-19024 | .WASHER (19.5X32X2) | 1 | |
| 29 | 09208-06007 | .PIN | 1 | |
| 30 | 08332-1104A | .E RING | 1 | |
| 31 | 09103-08412 | BOLT (8X16) | 4 | |

FIG.52

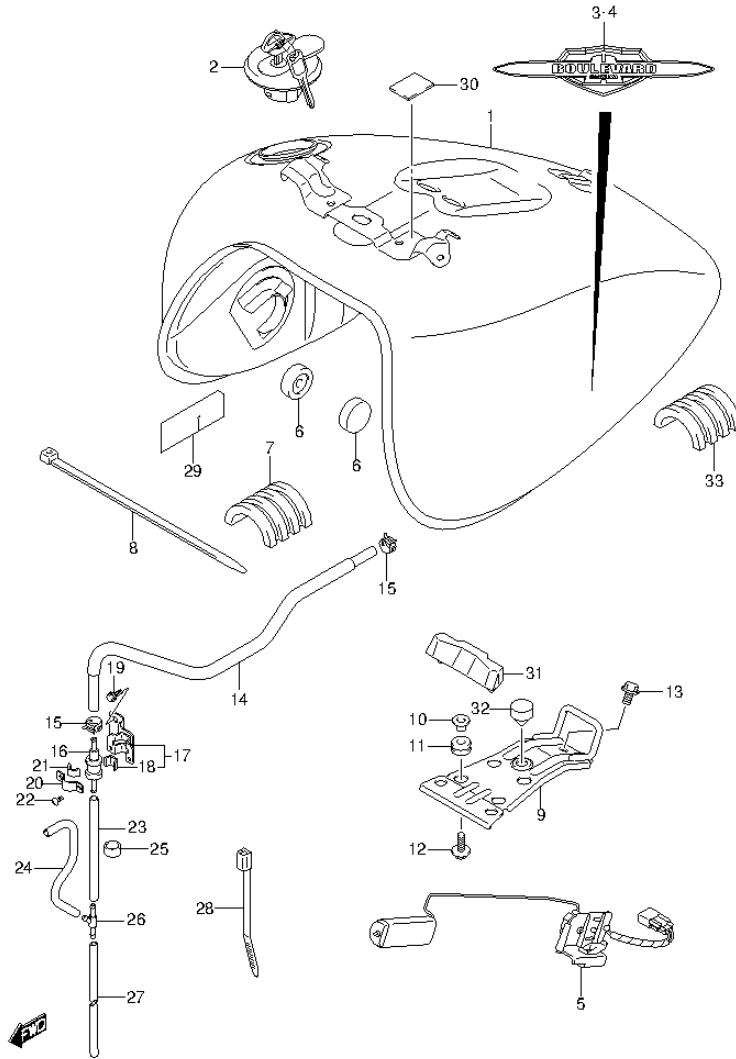


FIG.52 (1-F-9) FUEL TANK (VL1500BTL3 E03)

| REF NO. | PART NO. | DESCRIPTION | Q'TY | REMARKS |
|---------|-----------------|-------------------------|------|------------|
| 1 | 44100-06J00-YVB | TANK ASSY, FUEL (BLACK) | 1 | |
| 2 | 44200-41840 | CAP SET, FUEL TANK | 1 | |
| 3 | 68111-06J00 | EMBLEM, RH | 1 | |
| 4 | 68121-06J00 | EMBLEM, LH | 1 | |
| 5 | 34810-40H00 | GUAGE ASSY, FUEL TANK | 1 | |
| 6 | 09329-10007 | CUSHION | 2 | |
| 7 | 44541-04F00 | CUSHION, TANK SIDE | 2 | |
| 8 | 09407-30402 | CLAMP (L:300) | 4 | |
| 9 | 44530-06J00 | BRACKET, REAR | 1 | |
| 10 | 09169-06062 | WASHER | 4 | |
| 11 | 09320-08001 | CUSHION | 4 | |
| 12 | 09116-06192 | BOLT (6X20) | 4 | |
| 13 | 01550-0812A | BOLT | 1 | |
| 14 | 44434-40H10 | HOSE, TANK & VALVE | 1 | |
| 15 | 09401-11413 | CLIP | 2 | |
| 16 | 44240-38A00 | VALVE, BREATHER | 1 | |
| 17 | 44880-40H00 | BRACKET, BREATHER VALVE | 1 | |
| 18 | 44894-24A00 | .CUSHION | 1 | |
| 19 | 01547-0610A | BOLT | 1 | |
| 20 | 44892-24A00 | PLATE, BREATHER VALVE | 1 | |
| 21 | 44894-24A00 | .CUSHION | 1 | |
| 22 | 02142-0408A | SCREW | 2 | |
| 23 | 09352-50903-600 | HOSE (5X9X600) | 1 | L:600->100 |
| 24 | 44424-15H10 | HOSE | 1 | |
| 25 | 09352-13162-010 | HOSE (13.5X16.5X10) | 1 | |
| 26 | 09367-06007 | 3 WAY | 1 | |
| 27 | 09352-50823-600 | HOSE (5X8.2X600) | 1 | L:600->250 |
| 28 | 09407-19401 | CLAMP (L:190) | 1 | |
| 29 | 44283-06J00 | PROTECTOR | 2 | |
| 30 | 63191-25C00 | CUSHION | 1 | |
| 31 | 44545-06J00 | CUSHION | 1 | |
| 32 | 09321-10011 | CUSHION | 1 | |
| 33 | 44541-06J00 | CUSHION, TANK SIDE REAR | 2 | |

FIG.53

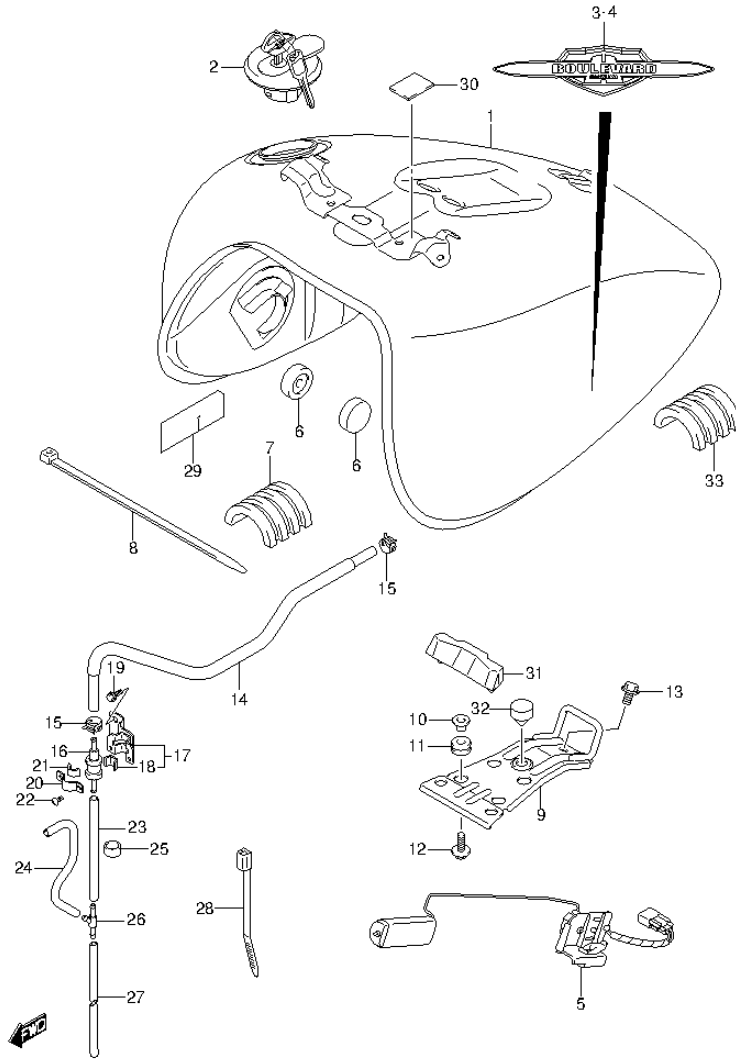


FIG.53 (1-F-10) FUEL TANK (VL1500BTL3 E28)

| REF NO. | PART NO. | DESCRIPTION | Q'TY | REMARKS |
|---------|-----------------|-------------------------|------|------------|
| 1 | 44100-06J00-YVB | TANK ASSY, FUEL (BLACK) | 1 | |
| 2 | 44200-41840 | CAP SET, FUEL TANK | 1 | |
| 3 | 68111-06J00 | EMBLEM, RH | 1 | |
| 4 | 68121-06J00 | EMBLEM, LH | 1 | |
| 5 | 34810-40H00 | GUAGE ASSY, FUEL TANK | 1 | |
| 6 | 09329-10007 | CUSHION | 2 | |
| 7 | 44541-04F00 | CUSHION, TANK SIDE | 2 | |
| 8 | 09407-30402 | CLAMP (L:300) | 4 | |
| 9 | 44530-06J00 | BRACKET, REAR | 1 | |
| 10 | 09169-06062 | WASHER | 4 | |
| 11 | 09320-08001 | CUSHION | 4 | |
| 12 | 09116-06192 | BOLT (6X20) | 4 | |
| 13 | 01550-0812A | BOLT | 1 | |
| 14 | 44434-40H10 | HOSE, TANK & VALVE | 1 | |
| 15 | 09401-11413 | CLIP | 2 | |
| 16 | 44240-38A00 | VALVE, BREATHER | 1 | |
| 17 | 44880-40H00 | BRACKET, BREATHER VALVE | 1 | |
| 18 | 44894-24A00 | .CUSHION | 1 | |
| 19 | 01547-0610A | BOLT | 1 | |
| 20 | 44892-24A00 | PLATE, BREATHER VALVE | 1 | |
| 21 | 44894-24A00 | .CUSHION | 1 | |
| 22 | 02142-0408A | SCREW | 2 | |
| 23 | 09352-50903-600 | HOSE (5X9X600) | 1 | L:600->100 |
| 24 | 44424-15H10 | HOSE | 1 | |
| 25 | 09352-13162-010 | HOSE (13.5X16.5X10) | 1 | |
| 26 | 09367-06007 | 3 WAY | 1 | |
| 27 | 09352-50823-600 | HOSE (5X8.2X600) | 1 | L:600->250 |
| 28 | 09407-19401 | CLAMP (L:190) | 1 | |
| 29 | 44283-06J00 | PROTECTOR | 2 | |
| 30 | 63191-25C00 | CUSHION | 1 | |
| 31 | 44545-06J00 | CUSHION | 1 | |
| 32 | 09321-10011 | CUSHION | 1 | |
| 33 | 44541-06J00 | CUSHION, TANK SIDE REAR | 2 | |

FIG.55

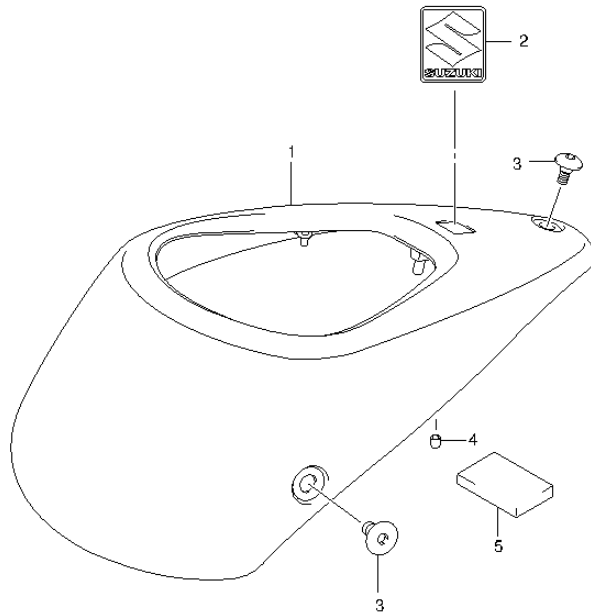


FIG.55 (1-F-12) FUEL TANK UPPER COVER

| REF NO. | PART NO. | DESCRIPTION | Q'TY | REMARKS |
|---------|-------------|------------------------|------|---------|
| 1 | 44291-06J10 | COVER, FUEL TANK UPPER | 1 | |
| 2 | 68281-35F00 | EMBLEM, "S" | 1 | |
| 3 | 09139-06152 | SCREW (6X12) | 3 | |
| 4 | 44294-43H10 | CUSHION | 6 | |
| 5 | 44831-17B00 | CUSHION | 1 | |

FIG.56

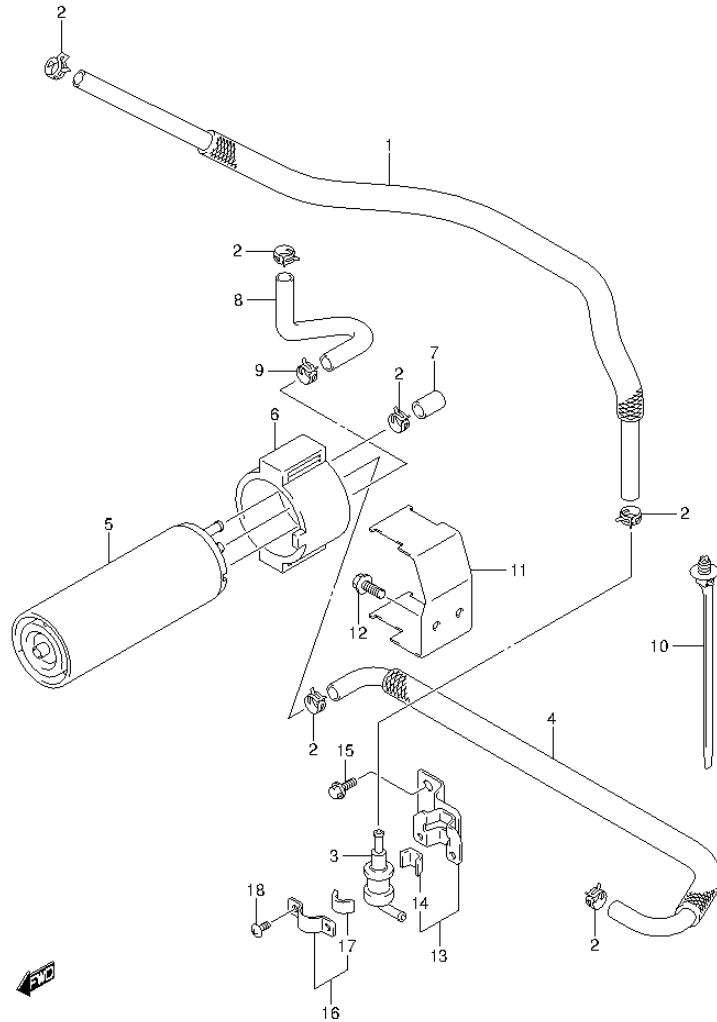


FIG.56 (1-F-13) EVAP SYSTEM (VL1500BTL3 E33)

| REF NO. | PART NO. | DESCRIPTION | Q'TY | REMARKS |
|---------|-------------|-------------------------|------|---------|
| 1 | 44434-40H00 | HOSE, TANK & VALVE | 1 | |
| 2 | 09401-11413 | CLIP | 6 | |
| 3 | 44240-17C00 | VALVE, BREATHER | 1 | |
| 4 | 13681-06J00 | HOSE, VALVE & CANISTER | 1 | |
| 5 | 17210-15H00 | CANISTER ASSY | 1 | |
| 6 | 17211-06J00 | CUSHION | 1 | |
| 7 | 09251-07003 | CAP | 1 | |
| 8 | 13682-06J00 | HOSE, CANISTER PURGE | 1 | |
| 9 | 09401-12404 | CLIP | 1 | |
| 10 | 09407-17403 | CLAMP (L:154) | 1 | |
| 11 | 17221-06J00 | BRACKET, CANISTER | 1 | |
| 12 | 01550-0612A | BOLT | 2 | |
| 13 | 44880-40H00 | BRACKET, BREATHER VALVE | 1 | |
| 14 | 44894-24A00 | .CUSHION | 1 | |
| 15 | 01547-0610A | BOLT | 1 | |
| 16 | 44892-24A00 | PLATE, BREATHER VALVE | 1 | |
| 17 | 44894-24A00 | .CUSHION | 1 | |
| 18 | 02142-0408A | SCREW | 2 | |

FIG.57

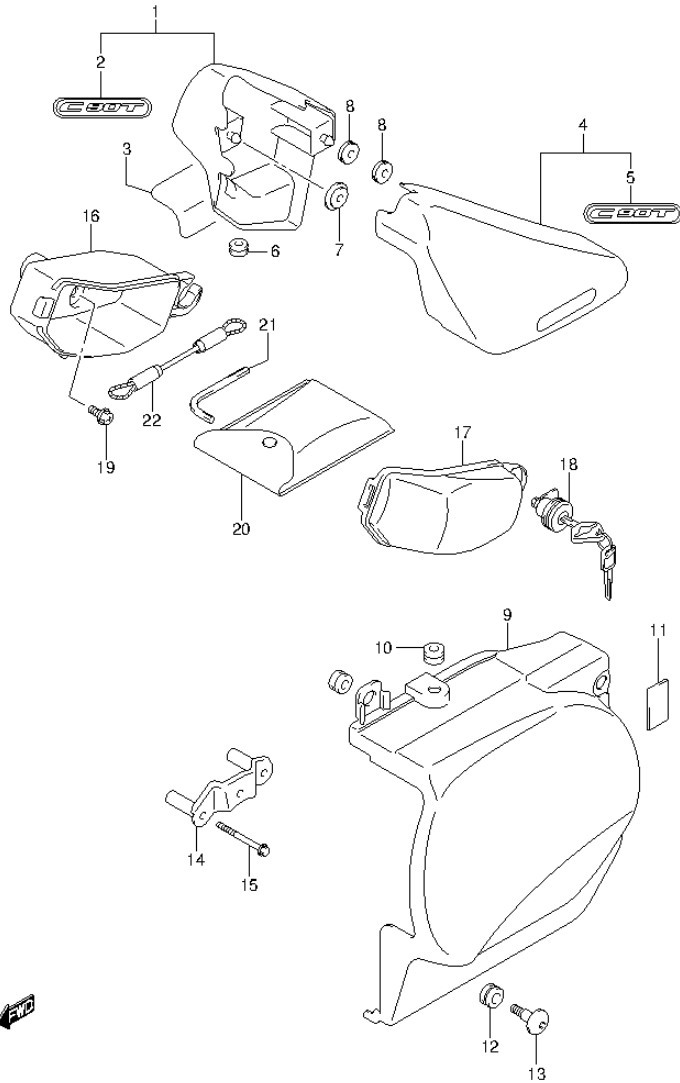


FIG.57 (1-F-14) FRAME COVER

| REF NO. | PART NO. | DESCRIPTION | Q'TY | REMARKS |
|---------|-----------------|------------------------------|------|---------|
| 1 | 47110-06J20-YVB | COVER, SIDE RH (BLACK) | 1 | |
| 2 | 68131-10FB0 | .EMBLEM, "C90T" | 1 | |
| 3 | 47166-06J00 | SHIELD, SIDE COVER RH | 1 | |
| 4 | 47210-06J20-YVB | COVER, SIDE LH (BLACK) | 1 | |
| 5 | 68131-10FB0 | .EMBLEM, "C90T" | 1 | |
| 6 | 47167-06J00 | CUSHION, SIDE COVER LOWER RH | 1 | |
| 7 | 47191-06J00 | CUSHION, SIDE COVER FRONT | 2 | |
| 8 | 09320-08018 | CUSHION | 2 | REAR |
| 9 | 47231-40H10 | COVER, LOWER LH | 1 | |
| 10 | 09320-06504 | CUSHION | 1 | LH |
| 11 | 51827-01A00 | CUSHION | 1 | LH |
| 12 | 09320-09016 | CUSHION | 3 | LH |
| 13 | 09139-06190 | BOLT (6X20) | 3 | LH |
| 14 | 47250-06J00 | BRACKET, LOWER COVER LH | 1 | |
| 15 | 01547-0650A | BOLT | 2 | |
| 16 | 92211-06J00 | BODY, LUGGAGE BOX | 1 | |
| 17 | 92212-06J00 | LID | 1 | |
| 18 | 95700-07860 | LOCK SET, LUGGAGE BOX | 1 | |
| 19 | 09111-06107 | BOLT (6X12) | 3 | |
| 20 | 09800-21056 | TOOL ASSY | 1 | |
| 21 | 09816-00050 | SPANNER, 6 HEXAGON | 1 | |
| 22 | 95740-06G00 | CABLE, HELMET LOCK | 1 | |

FIG.58

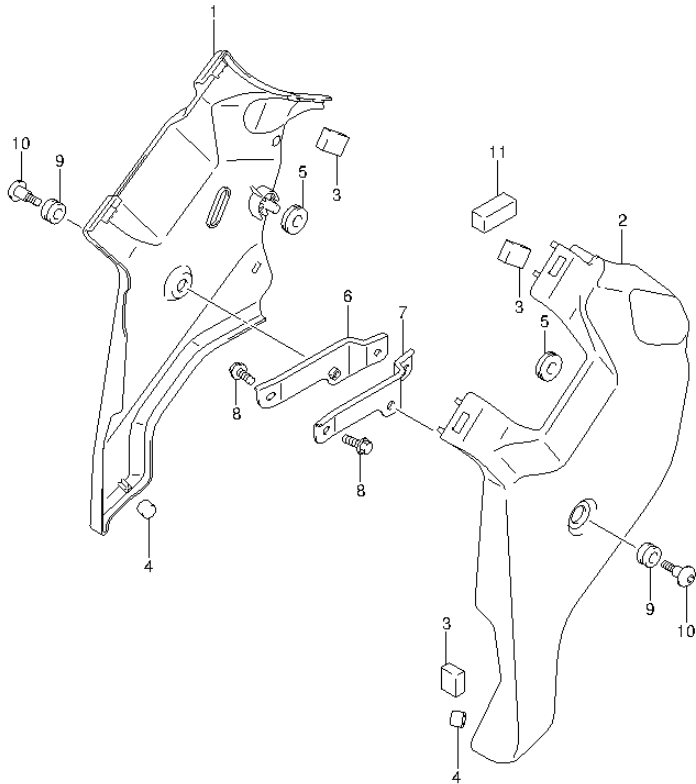


FIG.58 (1-F-15) FRAME HEAD COVER

| REF NO. | PART NO. | DESCRIPTION | Q'TY | REMARKS |
|---------|-----------------|------------------------------|------|-----------------|
| 1 | 47351-06J00-019 | COVER, FRAME HEAD RH (BLACK) | 1 | |
| 2 | 47361-06J00-019 | COVER, FRAME HEAD LH (BLACK) | 1 | |
| 3 | 17798-39G00 | CUSHION | 5 | CUT AS REQUIRED |
| 4 | 09250-12013 | CAP (OD:12.3) | 2 | |
| 5 | 09320-08018 | CUSHION | 2 | |
| 6 | 47370-40H00 | PLATE, HEAD COVER RH | 1 | |
| 7 | 47380-40H00 | PLATE, HEAD COVER LH | 1 | |
| 8 | 01547-0616A | BOLT | 4 | |
| 9 | 09320-09016 | CUSHION | 2 | |
| 10 | 09139-06190 | BOLT (6X20) | 2 | |
| 11 | 47191-22D00 | CUSHION | 1 | CUT AS REQUIRED |



FIG.59

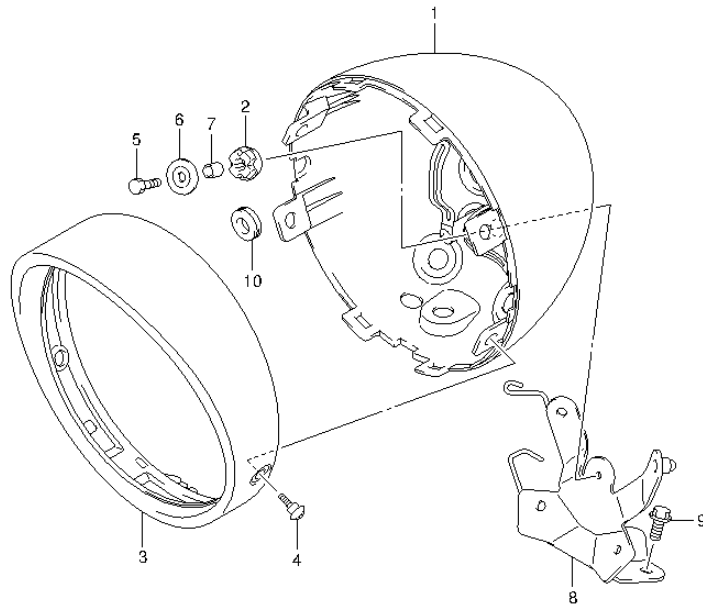


FIG.59 (1-G-2) HEADLAMP HOUSING

| REF NO. | PART NO. | DESCRIPTION | Q'TY | REMARKS |
|---------|-------------|-------------------------|------|---------|
| 1 | 51811-06J00 | HOUSING, HEADLAMP | 1 | |
| 2 | 09320-09010 | CUSHION | 5 | |
| 3 | 51821-06J00 | COVER, HEADLAMP HOUSING | 1 | |
| 4 | 09139-05077 | SCREW (5X16) | 2 | |
| 5 | 01500-0625B | BOLT | 4 | |
| 6 | 09160-06152 | WASHER (6.5X20X1.2) | 4 | |
| 7 | 09180-06307 | SPACER (6.5X9X10) | 4 | |
| 8 | 51850-06J00 | BRACKET, HOUSING | 1 | |
| 9 | 01550-0820B | BOLT | 2 | |
| 10 | 09320-08028 | CUSHION | 1 | |



FIG.60

FIG.60 (1-G-3) WINDSCREEN

| REF NO. | PART NO. | DESCRIPTION | Q'TY | REMARKS |
|---------|-------------|--------------------------------|------|---------|
| 1 | 68181-06J00 | EMBLEM, WINDSCREEN | 1 | |
| 2 | 33652-48E00 | CUSHION, WINDSCREEN FRONT NO.2 | 4 | |
| 3 | 94422-06G00 | CUSHION, WINDSCREEN FRONT | 6 | |
| 4 | 94611-06J00 | WINDSCREEN | 1 | |
| 5 | 94612-06J10 | COVER, WINDSCREEN | 1 | |
| 6 | 94613-06J00 | PANEL, WINDSCREEN RH | 1 | |
| 7 | 94614-06J00 | PANEL, WINDSCREEN LH | 1 | |
| 8 | 94616-06J10 | CUSHION, WINDSCREEN REAR | 1 | |
| 9 | 94621-06J10 | BRACE, WINDSCREEN | 1 | |
| 10 | 09159-05019 | NUT | 4 | |
| 11 | 09159-05048 | NUT | 2 | |
| 12 | 09161-05017 | WASHER (5.2X14X1.5) | 2 | |
| 13 | 02142-1516B | SCREW | 4 | |
| 14 | 02142-1520B | SCREW | 2 | |
| 15 | 03541-0516B | SCREW | 6 | |
| 16 | 94630-06J10 | BRACE, WINDSCREEN UPPER | 1 | |
| 17 | 94640-06J10 | BRACE, WINDSCREEN LOWER | 1 | |
| 18 | 94651-06J00 | PLATE, WINDSCREEN LOWER | 1 | |
| 19 | 01550-0816A | BOLT | 4 | |
| 20 | 07130-0845A | BOLT | 2 | |

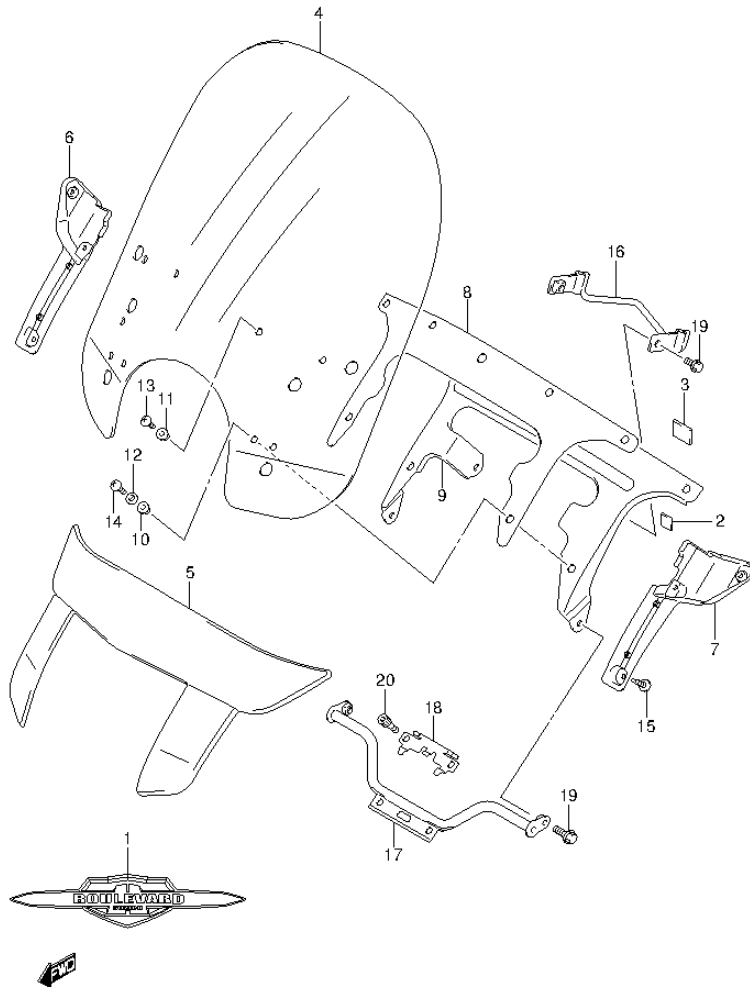


FIG.61

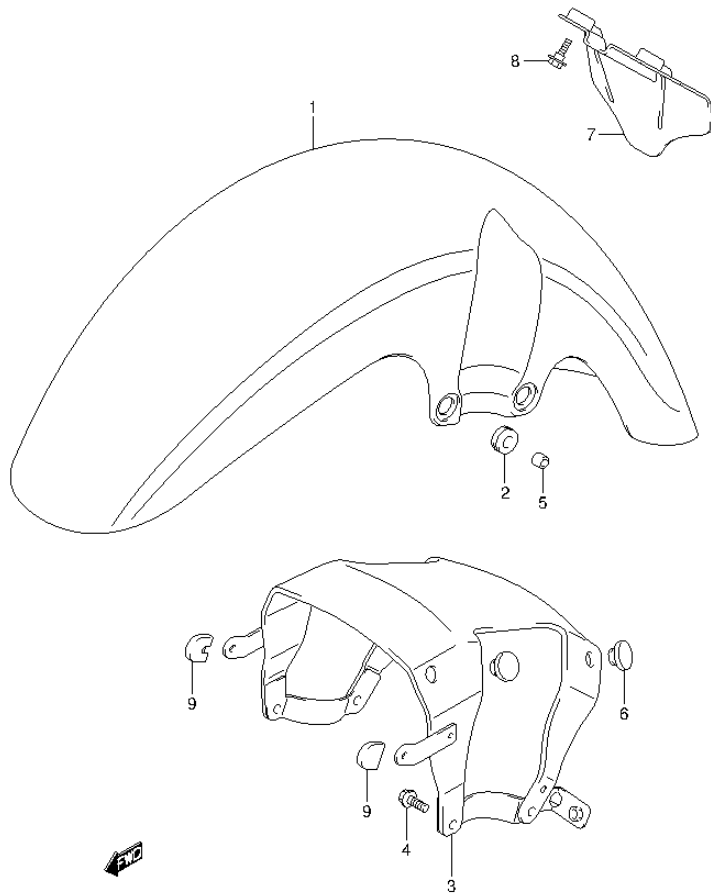


FIG.61 (1-G-4) FRONT FENDER

| REF NO. | PART NO. | DESCRIPTION | Q'TY | REMARKS |
|---------|-----------------|-----------------------|------|---------|
| 1 | 53111-06J00-YVB | FENDER, FRONT (BLACK) | 1 | |
| 2 | 09320-12084 | CUSHION | 4 | |
| 3 | 53120-06J10 | BRACE, FRONT FENDER | 1 | |
| 4 | 01550-0625A | BOLT | 4 | |
| 5 | 09180-06300 | SPACER (6.5X12X9) | 4 | |
| 6 | 09321-10044 | CUSHION | 4 | |
| 7 | 53181-06J00 | FENDER, FRONT UPPER | 1 | |
| 8 | 09111-06094 | BOLT (6X16.5) | 2 | |
| 9 | 53112-06J00 | CUSHION, BRACE | 2 | |

FIG.62

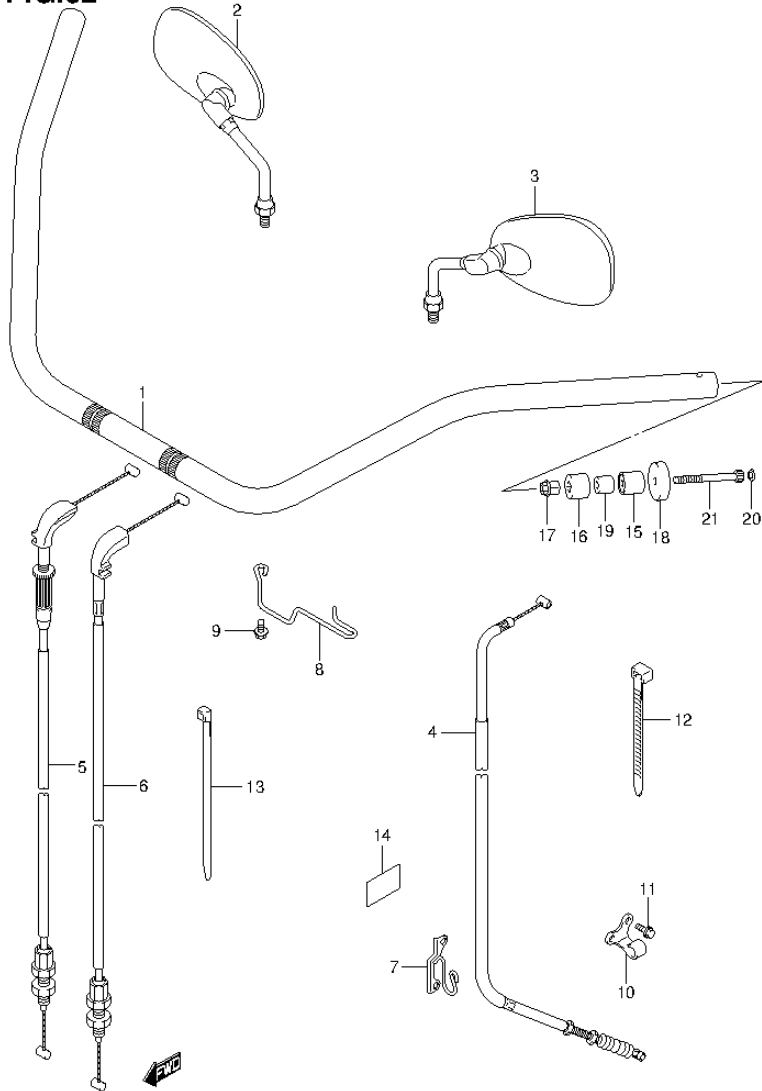


FIG.62 (1-G-5) HANDLEBAR

| REF NO. | PART NO. | DESCRIPTION | Q'TY | REMARKS |
|---------|-------------|---------------------------|------|---------|
| 1 | 56111-06J10 | HANDLEBAR | 1 | |
| 2 | 56500-41F90 | MIRROR ASSY, REAR VIEW RH | 1 | |
| 3 | 56600-41F90 | MIRROR ASSY, REAR VIEW LH | 1 | |
| 4 | 58200-06J00 | CABLE ASSY, CLUTCH | 1 | |
| 5 | 58300-06J00 | CABLE ASSY, THROTTLE NO.1 | 1 | |
| 6 | 58300-06J10 | CABLE ASSY, THROTTLE NO.2 | 1 | |
| 7 | 58620-06J10 | GUIDE, CLUTCH CABLE | 1 | |
| 8 | 58621-06J00 | GUIDE, CABLE | 1 | |
| 9 | 01550-0612A | BOLT | 1 | |
| 10 | 58634-40H00 | STOPPER, CLUTCH CABLE | 1 | |
| 11 | 01547-0612A | BOLT | 2 | |
| 12 | 09407-19401 | CLAMP (L:190) | 1 | |
| 13 | 09407-14407 | CLAMP (L:145) | 2 | |
| 14 | 94474-17H00 | PROTECTOR, THROTTLE CABLE | 1 | |
| 15 | 56271-26D20 | EXPANDER, BALANCER NO.2 | 2 | |
| 16 | 56272-10G10 | EXPANDER, BALANCER | 2 | |
| 17 | 56273-10G10 | NUT | 2 | |
| 18 | 56278-22H00 | BALANCER, HANDLEBAR | 2 | |
| 19 | 09180-06161 | SPACER (6.5X16X15) | 2 | |
| 20 | 09250-05008 | CAP (OD:10) | 2 | |
| 21 | 07130-0660A | BOLT | 2 | |

FIG.63

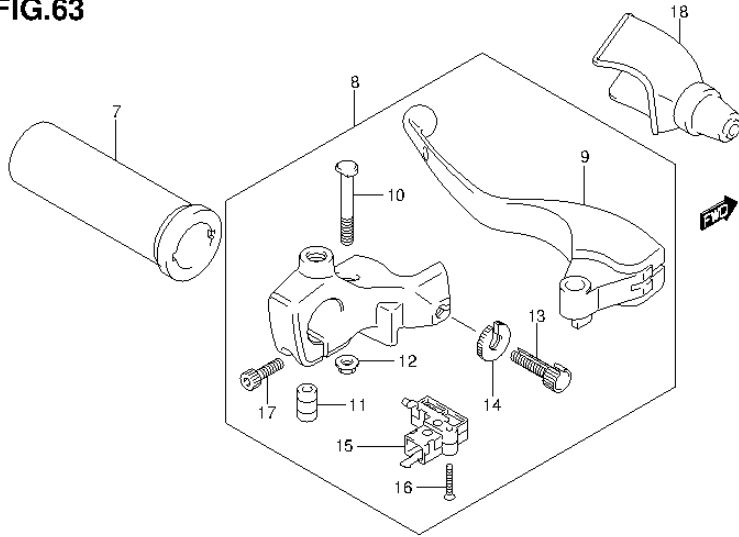


FIG.63 (1-G-6) HANDLE LEVER

| REF NO. | PART NO. | DESCRIPTION | Q'TY | REMARKS |
|---------|-------------|----------------------|------|---------|
| 1 | 57110-26D10 | GRIP, THROTTLE | 1 | |
| 2 | 57300-48G20 | LEVER ASSY, BRAKE | 1 | |
| 3 | 57431-48G00 | .BOLT, PIVOT | 1 | |
| 4 | 08319-2106A | .NUT | 1 | |
| 5 | 57460-14J01 | SWITCH ASSY, STOP | 1 | |
| 6 | 57465-17C00 | .SCREW | 1 | |
| 7 | 57210-26D00 | GRIP, LH | 1 | |
| 8 | 57500-48G30 | LEVER ASSY, CLUTCH | 1 | |
| 9 | 57621-48G20 | .LEVER, CLUTCH | 1 | |
| 10 | 57531-48G00 | .BOLT, PIVOT | 1 | |
| 11 | 57623-48G00 | .COLLAR | 1 | |
| 12 | 08319-3106A | .NUT | 1 | |
| 13 | 57441-08C00 | ADJUSTER, CABLE | 1 | |
| 14 | 57442-08C00 | .NUT, LOCK | 1 | |
| 15 | 57560-05A10 | .SWITCH ASSY, CLUTCH | 1 | |
| 16 | 57562-41G00 | .SCREW | 1 | |
| 17 | 07130-0620A | .BOLT | 1 | |
| 18 | 57541-48G10 | COVER, CLUTCH LEVER | 1 | |

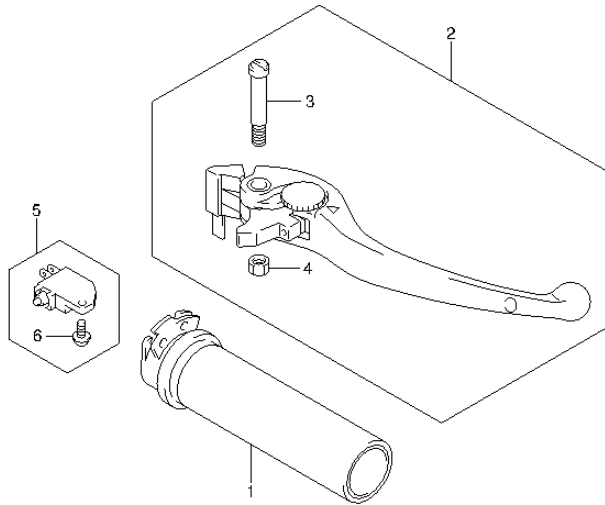


FIG.64

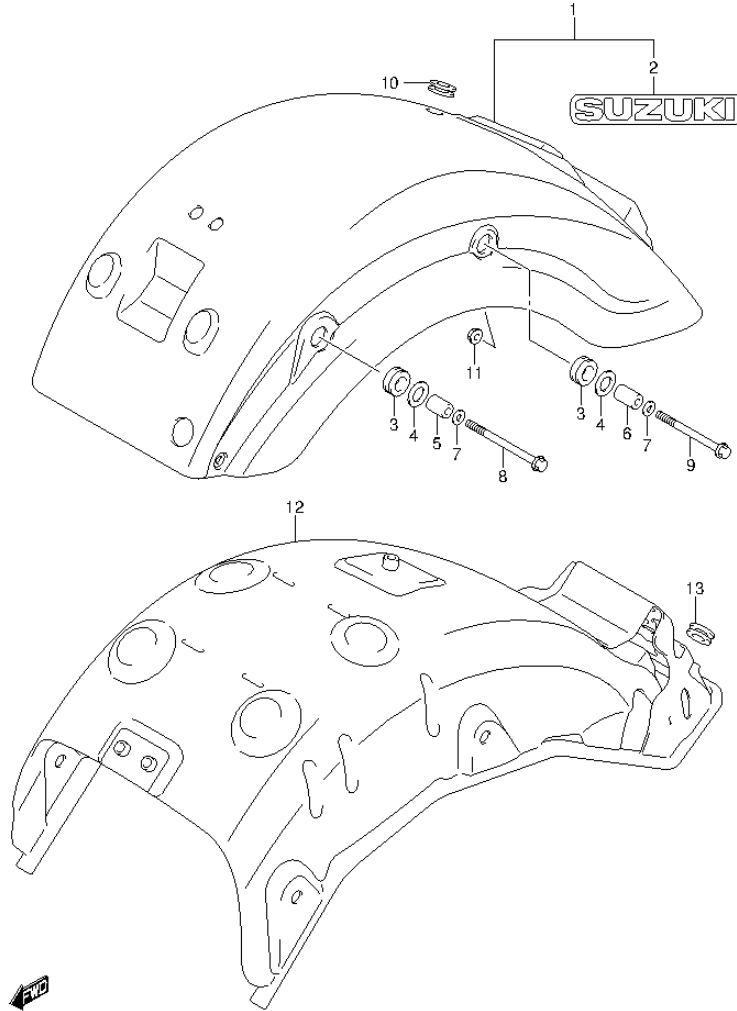


FIG.64 (1-G-7) REAR FENDER

| REF NO. | PART NO. | DESCRIPTION | Q'TY | REMARKS |
|---------|-----------------|--------------------------|------|---------|
| 1 | 63110-06J00-6UX | FENDER, REAR (BLACK) | 1 | |
| 2 | 68271-34A00-YJH | .EMBLEM, "SUZUKI" (GRAY) | 1 | |
| 3 | 47191-24F00 | CUSHION | 4 | |
| 4 | 09160-15002 | WASHER (15.5X26X2.3) | 4 | |
| 5 | 95428-06J00 | SPACER, FRONT | 2 | |
| 6 | 95429-06J00 | SPACER, REAR | 2 | |
| 7 | 09180-08047 | SPACER | 4 | |
| 8 | 01550-0895A | BOLT | 2 | FRONT |
| 9 | 01550-0885A | BOLT | 2 | REAR |
| 10 | 09320-15008 | CUSHION | 1 | |
| 11 | 08316-1008A | NUT | 2 | |
| 12 | 63130-06J00 | REINFORCE, REAR FENDER | 1 | |
| 13 | 09308-10017 | GROMMET | 1 | |

FIG.65

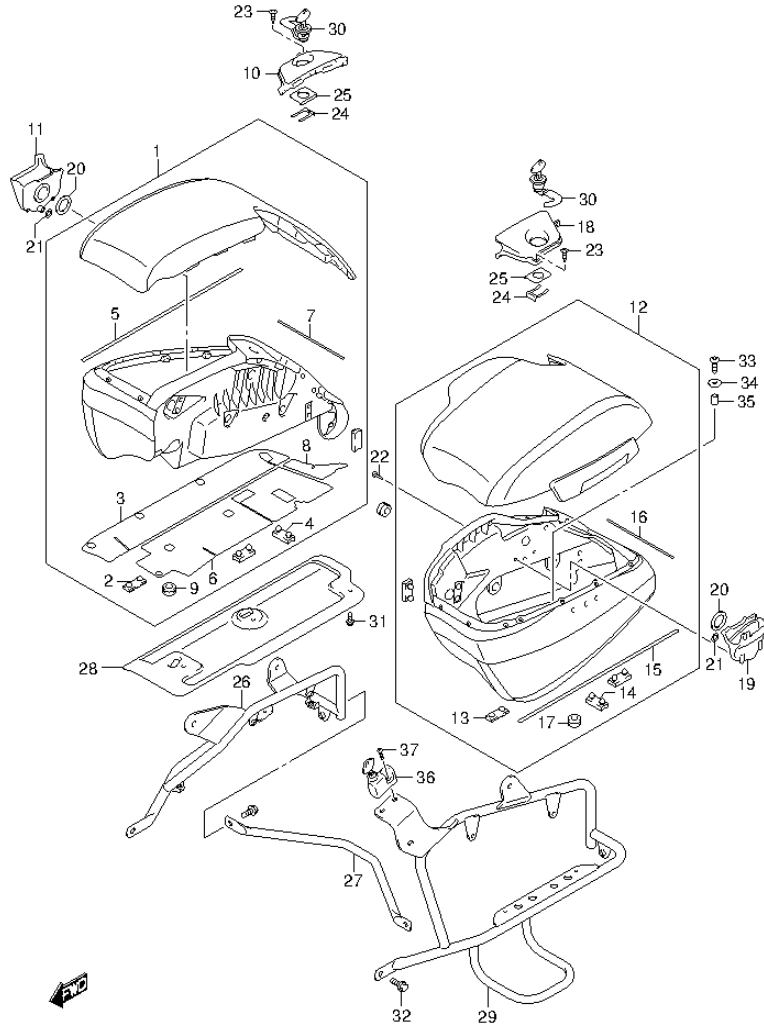


FIG.65 (1-G-8) SIDE BAG

| REF NO. | PART NO. | DESCRIPTION | Q'TY | REMARKS |
|---------|-------------|------------------------|------|---------|
| 1 | 95400-06J30 | BAG ASSY, SIDE RH | 1 | |
| 2 | 45149-12C00 | .CUSHION, BRACE | 2 | |
| 3 | 95413-06J00 | .SHIELD, HEAT NO.1 | 1 | |
| 4 | 95424-06J00 | .CUSHION, BRACE NO.2 | 3 | |
| 5 | 95439-06J00 | .CUSHION, UPPER | 1 | |
| 6 | 95513-06J00 | .SHIELD, HEAT NO.2 | 1 | |
| 7 | 95536-06J00 | .CUSHION, LOWER | 1 | |
| 8 | 95613-06J00 | .SHIELD, HEAT NO.3 | 1 | |
| 9 | 09320-11008 | .CUSHION | 4 | |
| 10 | 95418-06J00 | COVER, KEY CYLINDER RH | 1 | |
| 11 | 95419-06J00 | TRAY, SIDE BAG RH | 1 | |
| 12 | 95500-06J30 | BAG ASSY, SIDE LH | 1 | |
| 13 | 45149-12C00 | .CUSHION, BRACE | 2 | |
| 14 | 95424-06J00 | .CUSHION, BRACE NO.2 | 3 | |
| 15 | 95439-06J00 | .CUSHION, UPPER | 1 | |
| 16 | 95536-06J00 | .CUSHION, LOWER | 1 | |
| 17 | 09320-11008 | .CUSHION | 4 | |
| 18 | 95518-06J00 | COVER, KEY CYLINDER LH | 1 | |
| 19 | 95519-06J00 | TRAY, SIDE BAG LH | 1 | |
| 20 | 95533-06J00 | CUSHION, TRAY | 2 | |
| 21 | 09280-12012 | O RING (D:2.4,ID:11.8) | 2 | |
| 22 | 03541-0516A | SCREW | 4 | |
| 23 | 03541-0520B | SCREW | 2 | |
| 24 | 45289-11F00 | SPRING, SIDE BAG LOCK | 2 | |
| 25 | 95425-06J00 | PLATE, SIDE BAG LOCK | 2 | |
| 26 | 95470-06J00 | BRACE, SIDE BAG RH | 1 | |
| 27 | 95481-06J00 | BRACE, SIDE BAG CENTER | 1 | |
| 28 | 95482-06J00 | PLATE, HEAT SHIELD | 1 | |
| 29 | 95570-06J00 | BRACE, SIDE BAG LH | 1 | |

FIG.65

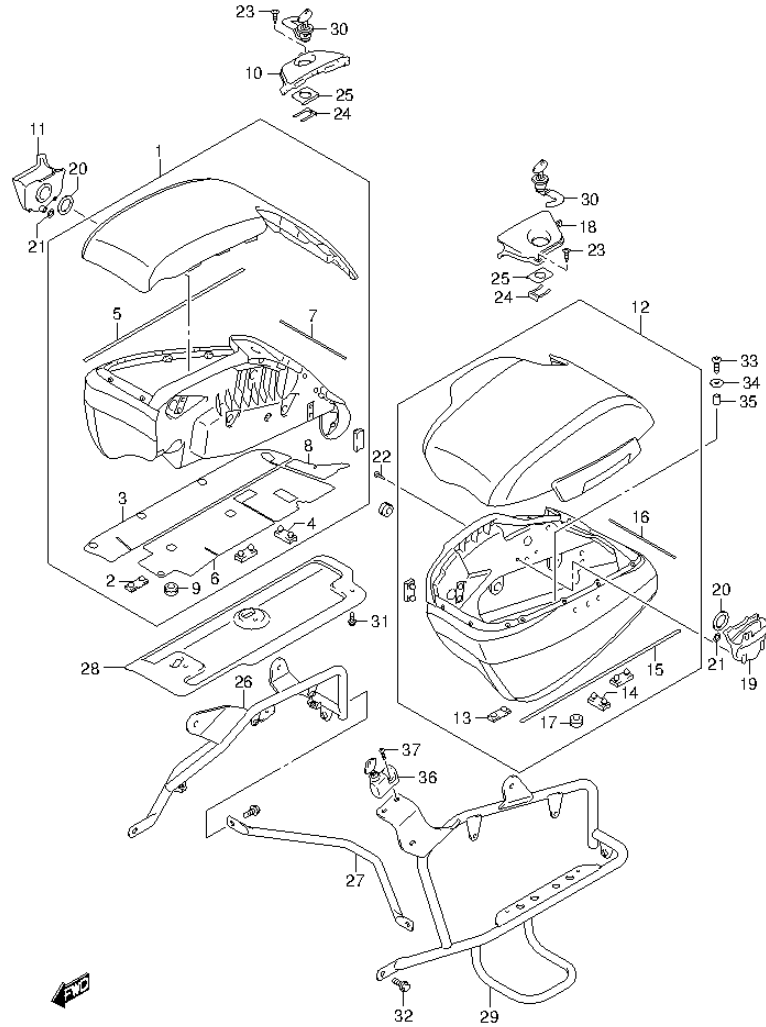


FIG.65 (1-G-9) SIDE BAG

| REF NO. | PART NO. | DESCRIPTION | Q'TY | REMARKS |
|---------|-------------|----------------------|------|---------|
| 30 | 95700-06810 | LOCK SET, SIDE BAG | 2 | |
| 31 | 01550-0612A | BOLT | 3 | |
| 32 | 01550-0816B | BOLT | 4 | |
| 33 | 95437-06J00 | BOLT, SIDE BAG | 8 | |
| 34 | 09160-06154 | WASHER (6.5X20X1.6) | 8 | |
| 35 | 09180-06120 | SPACER (6.5X11.5X12) | 8 | |
| 36 | 95700-41821 | LOCK SET, HELMET | 1 | |
| 37 | 09139-06048 | SCREW (6X20) | 1 | |

FIG.66

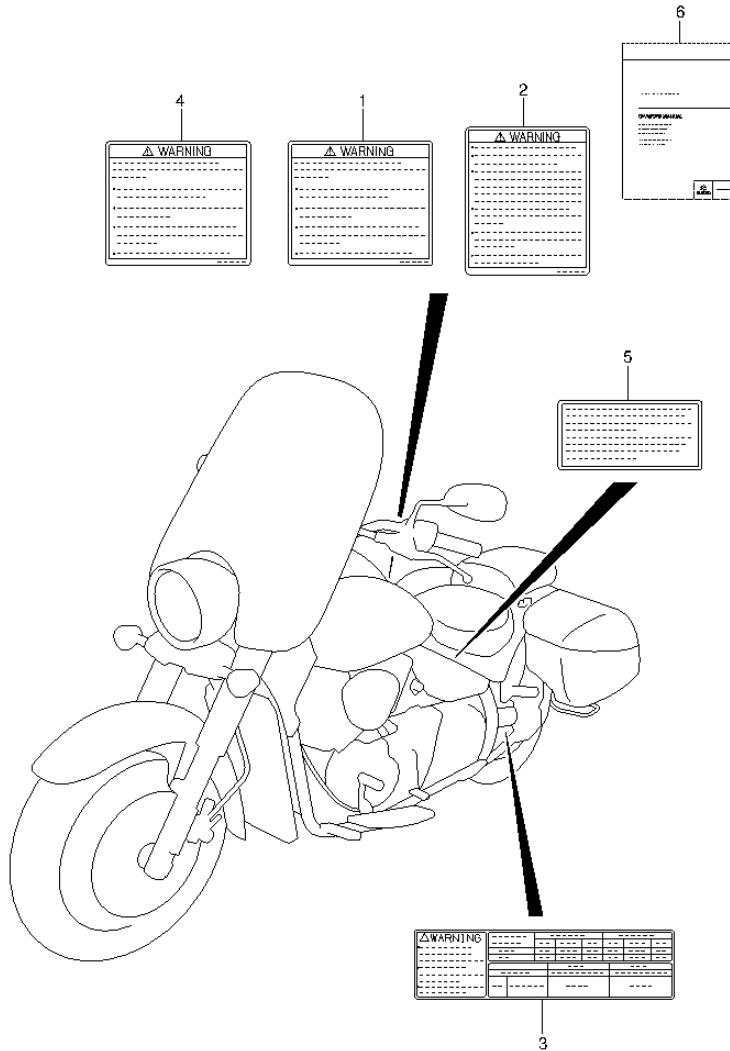


FIG.66 (1-G-10) LABEL (VL1500BTL3 E03)

| REF NO. | PART NO. | DESCRIPTION | Q'TY | REMARKS |
|---------|-----------------|-------------------------|------|---------|
| 1 | 68319-29F00 | LABEL, GENERAL WARNING | 1 | |
| 2 | 68922-29F00 | LABEL, SCREEN | 1 | |
| 3 | 68332-06J10 | LABEL, TIRE INFORMATION | 1 | |
| 4 | 68911-06J00 | LABEL, LOADING CAPACITY | 2 | |
| 5 | 68353-26E02 | LABEL, MANUAL NOTICE | 1 | |
| 6 | 99011-06J50-03A | MANUAL, OWNER'S | 1 | |

FIG.67

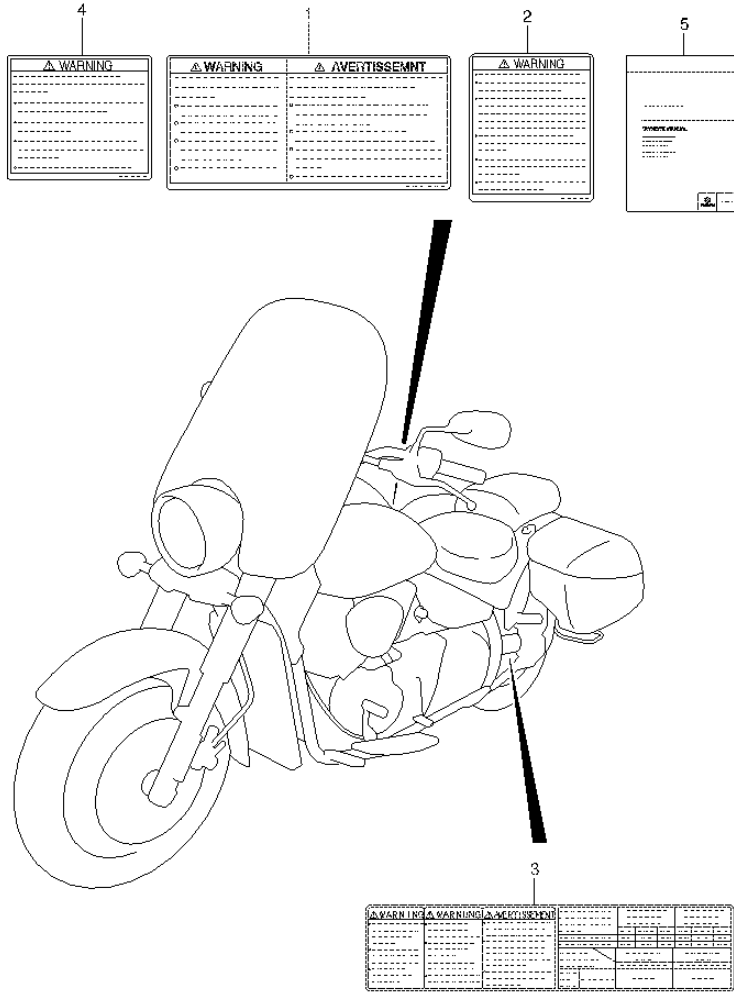


FIG.67 (1-G-11) LABEL (VL1500BTL3 E28)

| REF NO. | PART NO. | DESCRIPTION | Q'TY | REMARKS |
|---------|-----------------|---------------------------|------|---------|
| 1 | 68319-29F10 | LABEL, GENERAL WARNING | 1 | |
| 2-1 | 68922-29F00 | LABEL, SCREEN (ENGLISH) | 1 | |
| 2-2 | 68922-29F30 | LABEL, SCREEN (FRENCH) | 1 | |
| 3 | 68332-06J00 | LABEL, TIRE INFORMATION | 1 | |
| 4-1 | 68911-06J00 | LABEL, CAPACITY (ENGLISH) | 2 | |
| 4-2 | 68911-06J30 | LABEL, CAPACITY (FRENCH) | 2 | |
| 5-1 | 99011-06J50-01A | MANUAL, OWNER'S (ENGLISH) | 1 | |
| 5-2 | 99011-06J50-01F | MANUAL, OWNER'S (FRENCH) | 1 | |

FIG.68

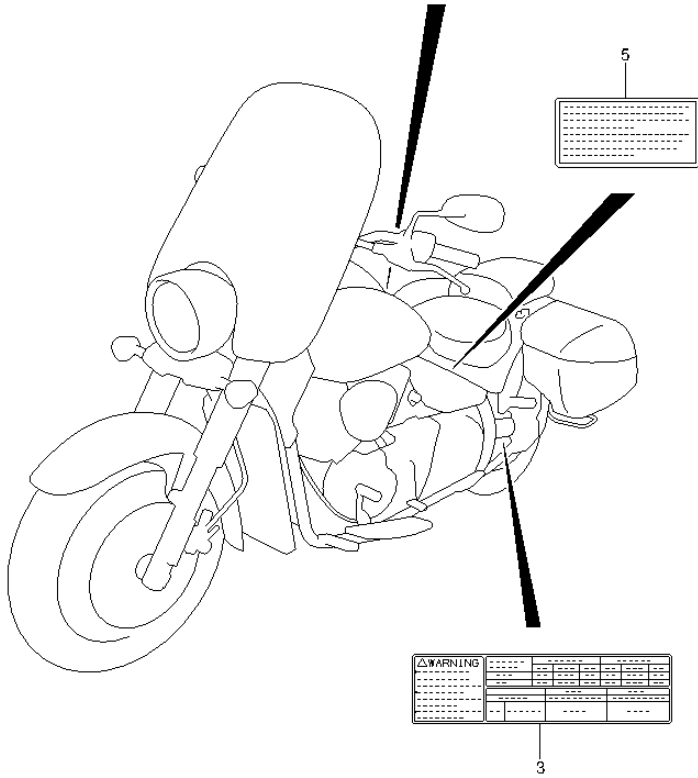
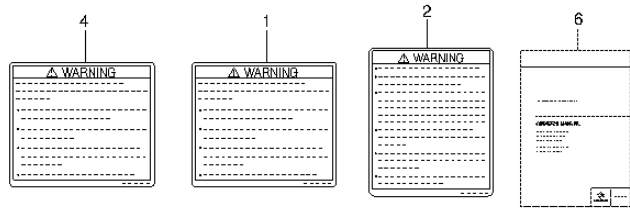


FIG.68 (1-G-12) LABEL (VL1500BTL3 E33)

| REF NO. | PART NO. | DESCRIPTION | Q'TY | REMARKS |
|---------|-----------------|-------------------------|------|---------|
| 1 | 68319-29F00 | LABEL, GENERAL WARNING | 1 | |
| 2 | 68922-29F00 | LABEL, SCREEN | 1 | |
| 3 | 68332-06J10 | LABEL, TIRE INFORMATION | 1 | |
| 4 | 68911-06J00 | LABEL, LOADING CAPACITY | 2 | |
| 5 | 68353-26E02 | LABEL, MANUAL NOTICE | 1 | |
| 6 | 99011-06J50-03A | MANUAL, OWNER'S | 1 | |

FIG.69

FIG.69 (1-G-13) SEAT

| REF NO. | PART NO. | DESCRIPTION | Q'TY | REMARKS |
|---------|-----------------|----------------------------|------|---------|
| 1 | 45100-06J00-V4Y | SEAT ASSY (BLACK) | 1 | |
| 2 | 45115-06J00 | .BRACKET, SEAT | 1 | |
| 3 | 45148-40H00 | .CUSHION | 1 | |
| 4 | 45149-40H00 | .CUSHION | 1 | |
| 5 | 45149-06J00 | .CUSHION | 2 | |
| 6 | 45215-06B00 | .CUSHION | 2 | |
| 7 | 09160-06088 | .WASHER (6.5X20X1.6) | 2 | |
| 8 | 09321-10011 | .CUSHION | 10 | |
| 9 | 08319-3106A | .NUT | 2 | |
| 10 | 45180-06J00-V4Y | BAND ASSY, SEAT (BLACK) | 1 | |
| 11 | 45300-06J00-V4Y | SEAT ASSY, PILLION (BLACK) | 1 | |
| 12 | 09321-10002 | .CUSHION (11.5X22X20) | 4 | |
| 13 | 45315-06J00 | .BRACKET | 1 | |
| 14 | 08316-1006A | .NUT | 2 | |
| 15 | 09106-06064 | BOLT (6X18) | 2 | |
| 16 | 09106-08140 | BOLT (8X16) | 1 | |
| 17 | 09169-06077 | SPACER | 2 | |

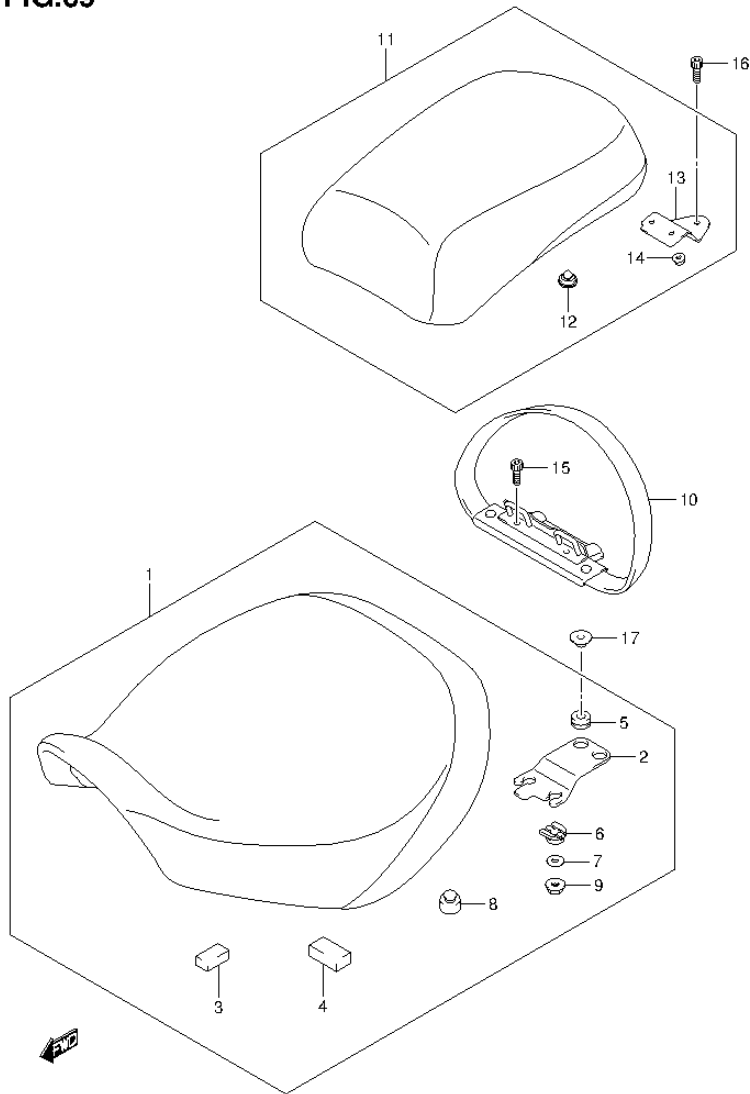


FIG.70

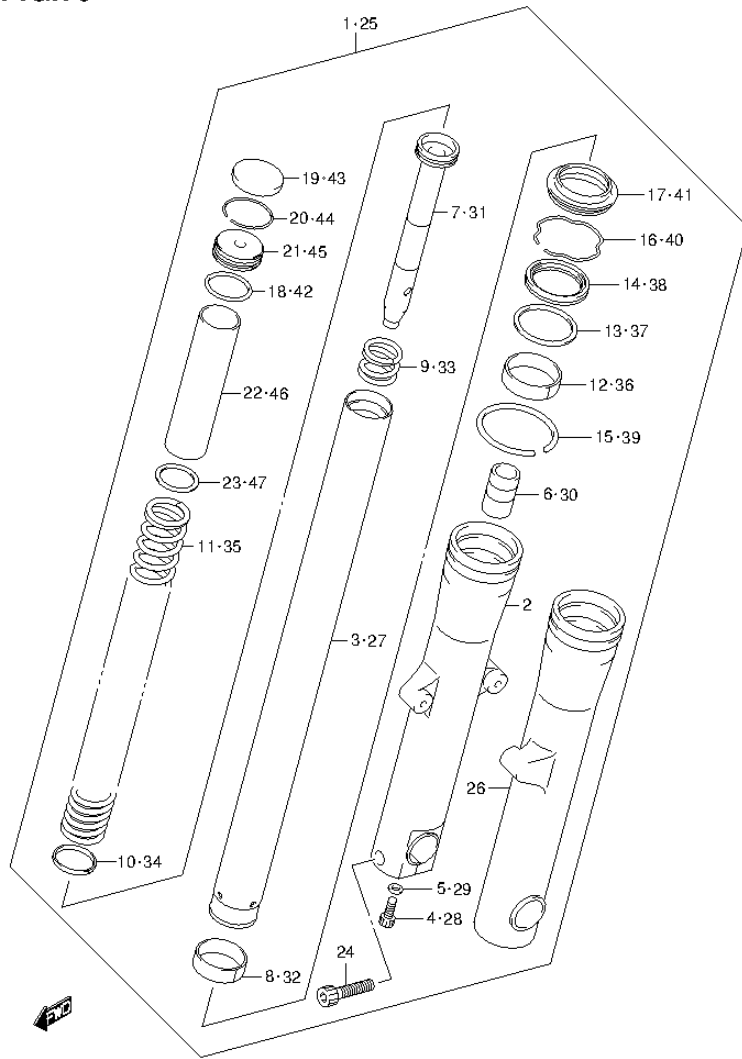


FIG.70 (1-G-14) FRONT FORK DAMPER

| REF NO. | PART NO. | DESCRIPTION | Q'TY | REMARKS |
|---------|-------------|----------------------------|------|---------|
| 1 | 51103-06J20 | DAMPER ASSY, FRONT FORK RH | 1 | |
| 2 | 51131-06J20 | .TUBE, OUTER RH | 1 | |
| 3 | 51110-06J00 | .TUBE, INNER | 1 | |
| 4 | 51147-06F10 | .BOLT, CENTER | 1 | |
| 5 | 51148-31030 | .GASKET | 1 | |
| 6 | 51195-27G00 | .PIECE, OIL LOCK | 1 | |
| 7 | 51146-06J00 | .CYLINDER | 1 | |
| 8 | 51121-06J00 | .BUSH, SLIDE | 1 | |
| 9 | 51177-12C00 | .SPRING, REBOUND | 1 | |
| 10 | 51196-06J00 | .RING, PISTON | 1 | |
| 11 | 51171-06J00 | .SPRING | 1 | |
| 12 | 51167-06J00 | .GUIDE, BUSH | 1 | |
| 13 | 51158-27C40 | .SPACER, SEAL | 1 | |
| 14 | 51153-06J00 | .OIL SEAL | 1 | |
| 15 | 51469-06J00 | .GUIDE, CASE | 1 | |
| 16 | 51156-27C40 | .RING, OIL SEAL STOPPER | 1 | |
| 17 | 51571-06J00 | .DUST SEAL | 1 | |
| 18 | 51117-06J00 | .O RING | 1 | |
| 19 | 51189-06J20 | .CAP, FORK | 1 | |
| 20 | 51169-06J00 | .STOPPER, RING | 1 | |
| 21 | 51172-06J00 | .SEAT, SPRING | 1 | |
| 22 | 51176-12C00 | .SPACER, SPRING | 1 | |
| 23 | 51186-17C00 | .SEAT, SPRING LOWER | 1 | |
| 24 | 51328-22H00 | .BOLT | 1 | RH |

FIG.70

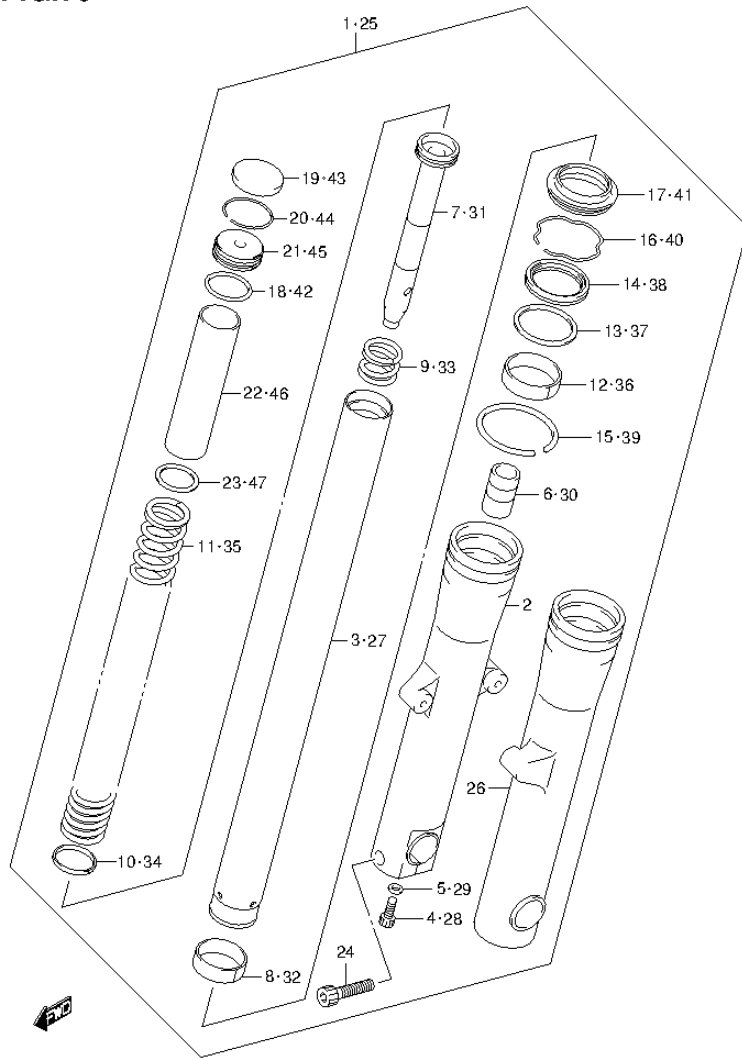


FIG.70 (1-G-15) FRONT FORK DAMPER

| REF NO. | PART NO. | DESCRIPTION | Q'TY | REMARKS |
|---------|-------------|----------------------------|------|---------|
| 25 | 51104-06J20 | DAMPER ASSY, FRONT FORK LH | 1 | |
| 26 | 51141-06J20 | .TUBE, OUTER LH | 1 | |
| 27 | 51110-06J00 | .TUBE, INNER | 1 | |
| 28 | 51147-06F10 | .BOLT, CENTER | 1 | |
| 29 | 51148-31030 | .GASKET | 1 | |
| 30 | 51195-27G00 | .PIECE, OIL LOCK | 1 | |
| 31 | 51146-06J00 | .CYLINDER | 1 | |
| 32 | 51121-06J00 | .BUSH, SLIDE | 1 | |
| 33 | 51177-12C00 | .SPRING, REBOUND | 1 | |
| 34 | 51196-06J00 | .RING, PISTON | 1 | |
| 35 | 51171-06J00 | .SPRING | 1 | |
| 36 | 51167-06J00 | .GUIDE, BUSH | 1 | |
| 37 | 51158-27C40 | .SPACER, SEAL | 1 | |
| 38 | 51153-06J00 | .OIL SEAL | 1 | |
| 39 | 51469-06J00 | .GUIDE, CASE | 1 | |
| 40 | 51156-27C40 | .RING, OIL SEAL STOPPER | 1 | |
| 41 | 51571-06J00 | .DUST SEAL | 1 | |
| 42 | 51117-06J00 | .O RING | 1 | |
| 43 | 51189-06J20 | .CAP, FORK | 1 | |
| 44 | 51169-06J00 | .STOPPER, RING | 1 | |
| 45 | 51172-06J00 | .SEAT, SPRING | 1 | |
| 46 | 51176-12C00 | .SPACER, SPRING | 1 | |
| 47 | 51186-17C00 | .SEAT, SPRING LOWER | 1 | |

FIG.71

FIG.71 (1-H-2) STEERING STEM

| REF NO. | PART NO. | DESCRIPTION | Q'TY | REMARKS |
|---------|-------------|---------------------------|------|---------|
| 1 | 51410-06J00 | STEM, STEERING | 1 | |
| 2 | 51644-12C00 | .SEAL, STEERING LOWER | 1 | |
| 3 | 09265-30020 | .BEARING (30X55X17) | 1 | |
| 4 | 51900-22820 | LOCK SET, STEERING | 1 | |
| 5 | 51921-40H00 | BRACKET, STEERING LOCK | 1 | |
| 6 | 09103-08197 | BOLT (8X30) | 2 | |
| 7 | 51925-48G00 | SCREW, STEERING LOCK | 2 | |
| 8 | 09265-25038 | BEARING (25X47X15) | 1 | |
| 9 | 51643-40502 | SEAL, STEERING UPPER DUST | 1 | |
| 10 | 51631-31F00 | NUT, STEERING STEM | 1 | |
| 11 | 51311-06J20 | BRACKET, UPPER | 1 | |
| 12 | 51321-10F00 | BOLT, BRACKET | 6 | |
| 13 | 51531-06J20 | COVER, UPPER | 2 | |
| 14 | 51464-06J20 | CASE, UNDER | 2 | |
| 15 | 51465-06J00 | SPACER | 2 | |
| 16 | 51466-10F00 | BOLT | 2 | |
| 17 | 51467-06J00 | WASHER | 4 | |
| 18 | 51468-06J00 | SEAT | 4 | |
| 19 | 51356-24B01 | WASHER | 1 | |
| 20 | 51353-38A01 | NUT | 1 | |
| 21 | 51226-10F70 | BOLT | 2 | |
| 22 | 51354-41F20 | WASHER | 4 | |
| 23 | 56245-41F20 | SEAT, RUBBER | 4 | |
| 24 | 56240-41F20 | DAMPER, RUBBER | 2 | |
| 25 | 56246-41F20 | NUT | 2 | |
| 26 | 56221-06J20 | HOLDER, HANDLE, LOWER | 2 | |
| 27 | 56211-06J20 | HOLDER, HANDLE, UPPER | 2 | |
| 28 | 09164-08015 | WASHER | 4 | |
| 29 | 51321-10F00 | BOLT, HANDLE HOLDER | 4 | |
| 30 | 09250-06011 | CAP (OD:11) | 4 | |

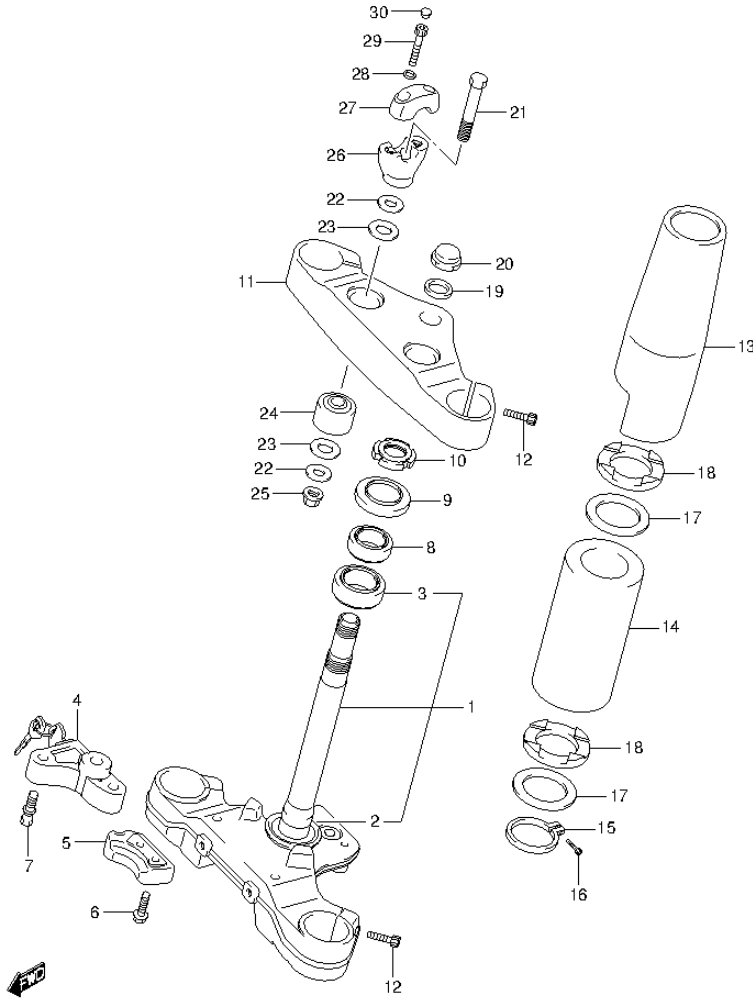


FIG.72

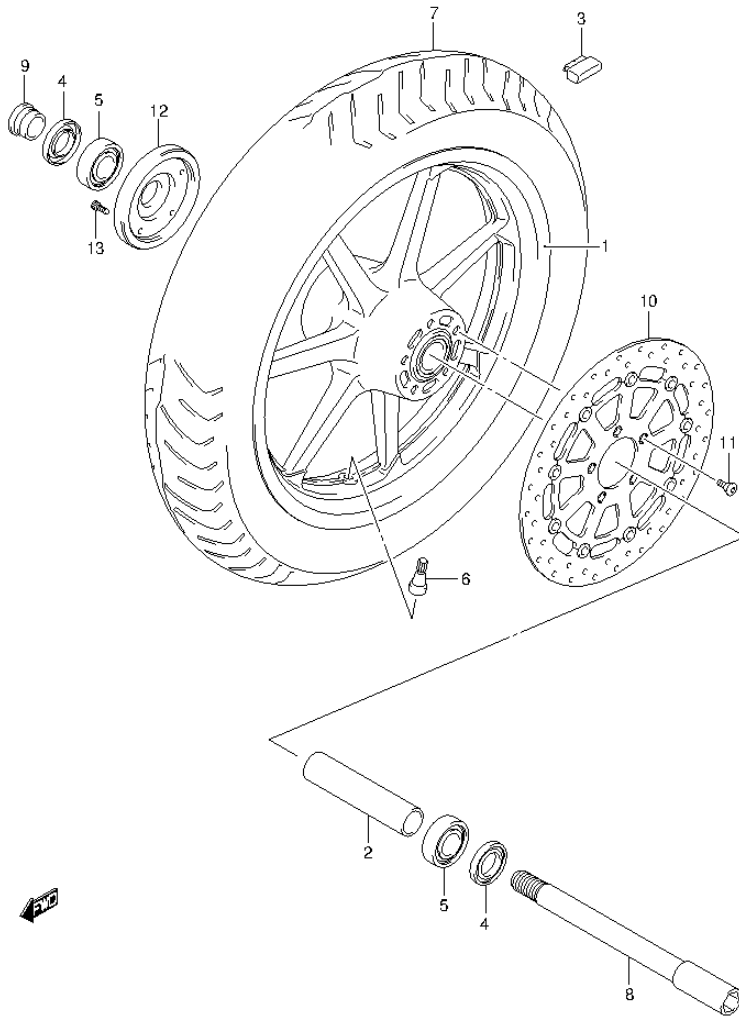


FIG.72 (1-H-3) FRONT WHEEL

| REF NO. | PART NO. | DESCRIPTION | Q'TY | REMARKS |
|---------|-----------------|--|------|---------|
| 1 | 54111-06J00-019 | WHEEL, FRONT (17M/CXMT3.00) (BLACK) | 1 | |
| 2 | 54731-48G00 | SPACER, FRONT WHEEL BEARING | 1 | |
| 3-1 | 55411-22H00 | BALANCER, WHEEL NO.1 | AR | 10G |
| 3-2 | 55412-22H00 | BALANCER, WHEEL NO.2 | AR | 20G |
| 3-3 | 55413-22H00 | BALANCER, WHEEL NO.3 | AR | 30G |
| 4 | 09285-32004 | OIL SEAL (32X52X7) | 2 | |
| 5 | 09262-25167 | BEARING (25X52X15) | 2 | |
| 6 | 43130-24A00 | VALVE ASSY, WHEEL RIM (TR412) | 1 | |
| 7 | 55110-06J00 | TIRE, FRONT (130/80R17M/C 65H) | 1 | |
| 8 | 54711-48G00 | AXLE, FRONT | 1 | |
| 9 | 54741-48G00 | SPACER, FRONT AXLE LH | 1 | |
| 10 | 59220-06J00 | DISC, FRONT BRAKE | 1 | |
| 11 | 09106-08160 | BOLT (8X21) | 5 | |
| 12 | 54139-06J00 | COUNTER, WEIGHT | 1 | |
| 13 | 07130-0620A | BOLT | 5 | |

FIG.73

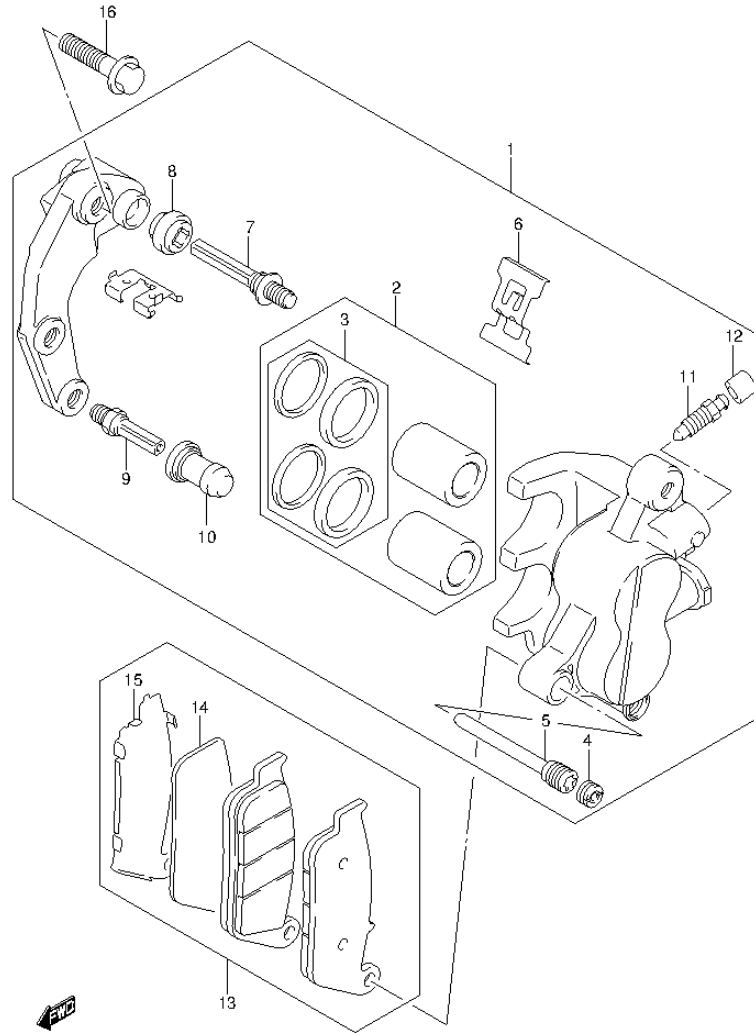


FIG.73 (1-H-4) FRONT CALIPER

| REF NO. | PART NO. | DESCRIPTION | Q'TY | REMARKS |
|---------|-----------------|---------------------|------|---------|
| 1 | 59300-06J00-999 | CALIPER ASSY, FRONT | 1 | |
| 2 | 59300-21810 | .PISTON SET | 1 | |
| 3 | 59300-21860 | ..SEAL SET, PISTON | 1 | |
| 4 | 59146-21E10 | .PLUG, PIN | 1 | |
| 5 | 59145-21E10 | .PIN, HANGER | 1 | |
| 6 | 59115-21E10 | .SPRING, PAD | 1 | |
| 7 | 59187-21E10 | .PIN | 1 | |
| 8 | 59303-14500 | .BOOT | 1 | |
| 9 | 59382-14500 | .PIN | 1 | |
| 10 | 59386-13A00 | .BOOT | 1 | |
| 11 | 59121-01A00 | .BLEEDER | 1 | |
| 12 | 59122-46H00 | .CAP, BLEEDER | 1 | |
| 13 | 59300-06810 | PAD SET | 1 | |
| 14 | 59132-21E10 | .INSULATOR | 1 | |
| 15 | 59133-21E10 | .RETAINER | 1 | |
| 16 | 01550-0835A | BOLT | 2 | |

FIG.74

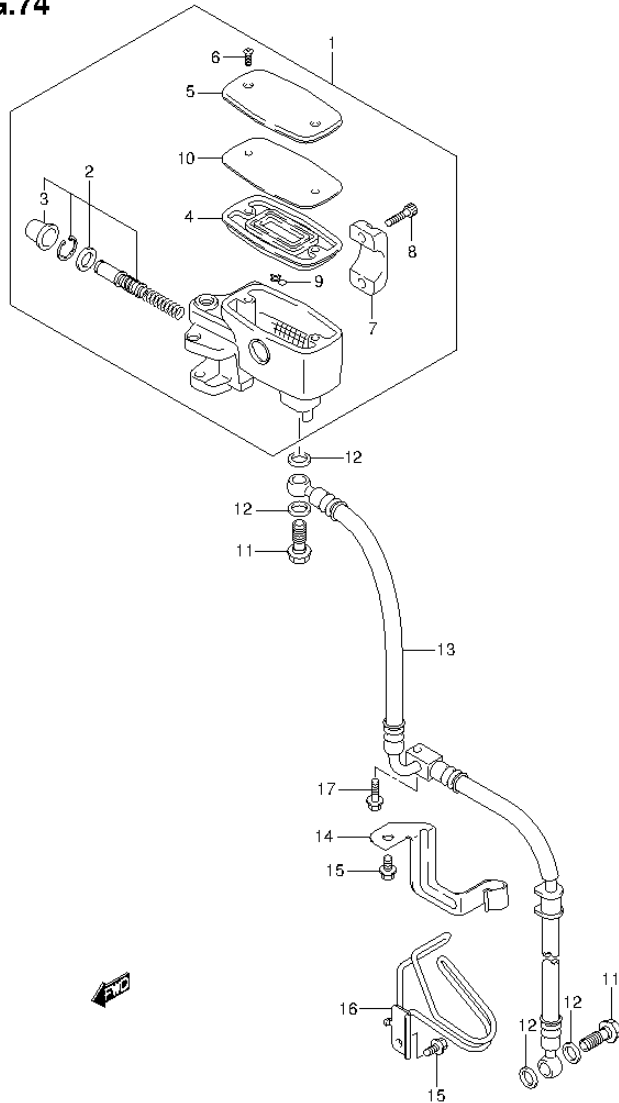


FIG.74 (1-H-5) FRONT MASTER CYLINDER

| REF NO. | PART NO. | DESCRIPTION | Q'TY | REMARKS |
|---------|-------------|-----------------------------|------|---------|
| 1 | 59600-10FE0 | CYLINDER ASSY, FRONT MASTER | 1 | |
| 2 | 59600-03820 | .PISTON/CUP SET | 1 | |
| 3 | 59666-44300 | .BOOT | 1 | |
| 4 | 59667-10F00 | .DIAPHRAGM | 1 | |
| 5 | 59669-10F40 | .CAP | 1 | |
| 6 | 69689-49300 | .SCREW | 2 | |
| 7 | 59671-10F20 | .HOLDER | 1 | |
| 8 | 07130-06207 | .BOLT | 2 | |
| 9 | 59664-32F00 | .PROTECTOR | 1 | |
| 10 | 57437-10F00 | .PLATE | 1 | |
| 11 | 09360-10062 | UNION | 2 | |
| 12 | 09161-10009 | WASHER (10X15X1.5) | 4 | |
| 13 | 59480-06J10 | HOSE, FRONT BRAKE | 1 | |
| 14 | 59271-06J00 | CLAMP, FRONT BRAKE HOSE LH | 1 | |
| 15 | 01547-0612A | BOLT | 2 | |
| 16 | 59540-06J00 | GUIDE, FRONT BRAKE HOSE | 1 | |
| 17 | 01547-0625A | BOLT | 1 | |

FIG.75

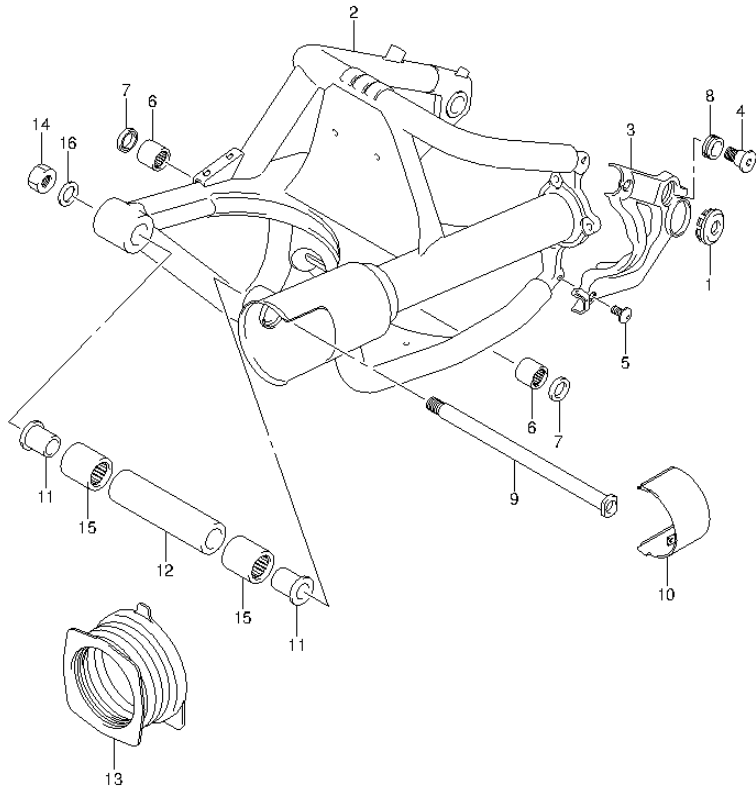


FIG.75 (1-H-6) REAR SWINGINGARM

| REF NO. | PART NO. | DESCRIPTION | Q'TY | REMARKS |
|---------|-----------------|-----------------------------|------|---------|
| 1 | 41899-42F10 | CAP, REAR SWINGINGARM COVER | 1 | |
| 2 | 61100-06J00-019 | SWINGINGARM, REAR (BLACK) | 1 | |
| 3 | 61126-40H00-019 | COVER, LH (BLACK) | 1 | |
| 4 | 61127-41F20 | BOLT, COVER REAR | 1 | |
| 5 | 09139-08007 | SCREW (8X16) | 2 | |
| 6 | 09263-22071 | BEARING (22X29X25) | 2 | |
| 7 | 09285-22001 | OIL SEAL (22X29X4) | 2 | |
| 8 | 09320-22003 | CUSHION | 1 | |
| 9 | 61211-22D00 | SHAFT, PIVOT | 1 | |
| 10 | 61230-40H00 | COVER, PIVOT LH | 1 | |
| 11 | 61251-31E00 | SPACER, PIVOT BEARING | 2 | |
| 12 | 61280-48G01 | SPACER, PIVOT CENTER | 1 | |
| 13 | 61372-40H10 | BOOT, PROPELLER SHAFT | 1 | |
| 14 | 09159-18007 | NUT | 1 | |
| 15 | 09263-25059 | BEARING (25X33X35) | 2 | |
| 16 | 08322-0118B | WASHER | 1 | |

FIG.76

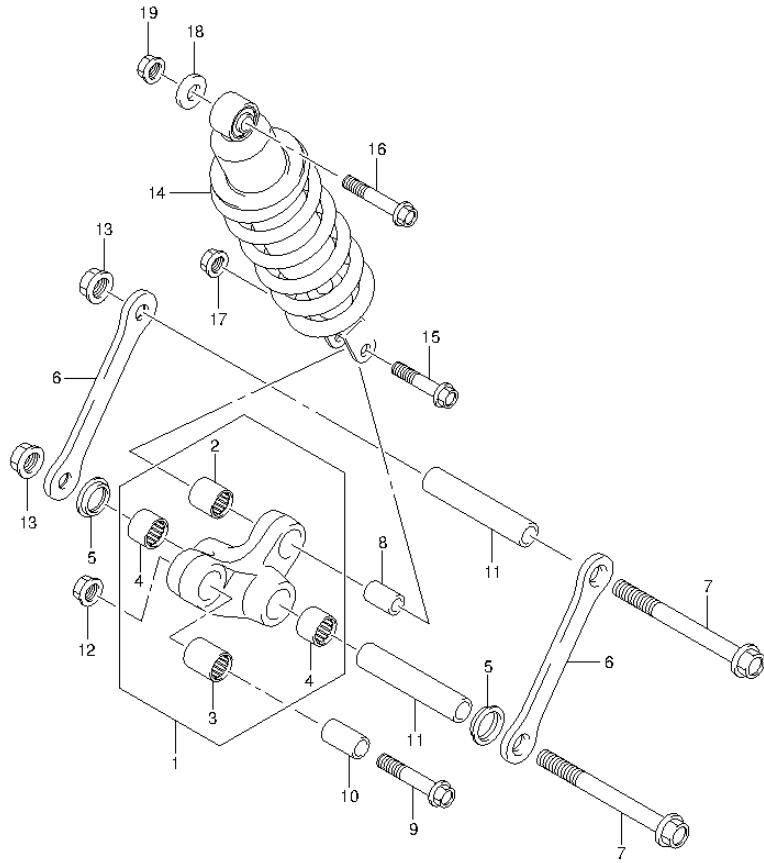


FIG.76 (1-H-7) REAR CUSHION LEVER (VL1500BTL3 E03)

| REF NO. | PART NO. | DESCRIPTION | Q'TY | REMARKS |
|---------|-----------------|--------------------------------------|------|---------|
| 1 | 62600-06880 | LEVER, REAR CUSHION | 1 | |
| 2 | 09263-20064 | .BEARING (20X27X26) | 1 | |
| 3 | 09263-20074 | .BEARING (20X27X32) | 1 | |
| 4 | 09263-22062 | .BEARING (22X28X20) | 2 | |
| 5 | 62624-37E00 | SEAL, CUSHION LEVER CENTER | 2 | |
| 6 | 62641-06J00 | ROD, REAR CUSHION | 2 | |
| 7 | 62658-44G10 | BOLT, REAR CUSHION ROD | 2 | |
| 8 | 62684-01D00 | SPACER, CUSHION LEVER REAR | 1 | |
| 9 | 09103-14016 | BOLT (14X66) | 1 | |
| 10 | 09180-14014 | SPACER (14X20X34) | 1 | |
| 11 | 09180-16049 | SPACER (16X22X105) | 2 | |
| 12 | 08319-3114A | NUT | 1 | |
| 13 | 08319-3116A | NUT | 2 | |
| 14 | 62100-06J10-019 | ABSORBER ASSY, REAR SHOCK (BLACK) | 1 | |
| 15 | 62668-42A02 | BOLT, LOWER | 1 | |
| 16 | 62658-27C10 | BOLT, UPPER | 1 | |
| 17 | 08319-3112A | NUT | 1 | LOWER |
| 18 | 09180-12157 | SPACER (12.1X25X14.5) | 1 | |
| 19 | 09159-12056 | NUT | 1 | UPPER |

FIG.77

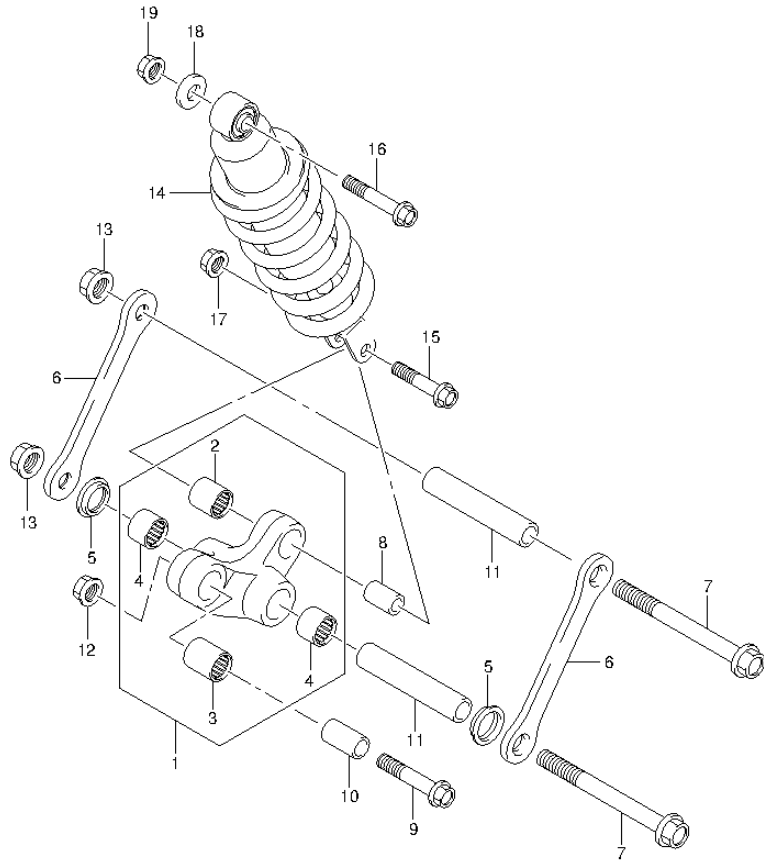


FIG.77 (1-H-8) REAR CUSHION LEVER (VL1500BTL3 E28)

| REF NO. | PART NO. | DESCRIPTION | Q'TY | REMARKS |
|---------|-----------------|--------------------------------------|------|---------|
| 1 | 62600-06880 | LEVER, REAR CUSHION | 1 | |
| 2 | 09263-20064 | .BEARING (20X27X26) | 1 | |
| 3 | 09263-20074 | .BEARING (20X27X32) | 1 | |
| 4 | 09263-22062 | .BEARING (22X28X20) | 2 | |
| 5 | 62624-37E00 | SEAL, CUSHION LEVER CENTER | 2 | |
| 6 | 62641-06J00 | ROD, REAR CUSHION | 2 | |
| 7 | 62658-44G10 | BOLT, REAR CUSHION ROD | 2 | |
| 8 | 62684-01D00 | SPACER, CUSHION LEVER REAR | 1 | |
| 9 | 09103-14016 | BOLT (14X66) | 1 | |
| 10 | 09180-14014 | SPACER (14X20X34) | 1 | |
| 11 | 09180-16049 | SPACER (16X22X105) | 2 | |
| 12 | 08319-3114A | NUT | 1 | |
| 13 | 08319-3116A | NUT | 2 | |
| 14 | 62100-06J00-019 | ABSORBER ASSY, REAR SHOCK (BLACK) | 1 | |
| 15 | 62668-42A02 | BOLT, LOWER | 1 | |
| 16 | 62658-27C10 | BOLT, UPPER | 1 | |
| 17 | 08319-3112A | NUT | 1 | LOWER |
| 18 | 09180-12157 | SPACER (12.1X25X14.5) | 1 | |
| 19 | 09159-12056 | NUT | 1 | UPPER |

FIG.78

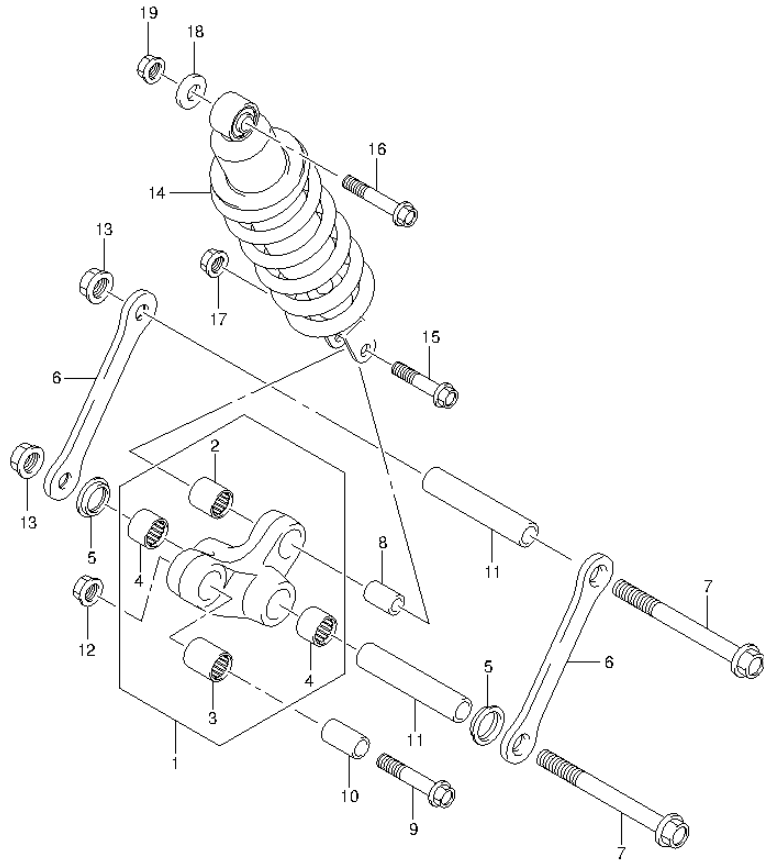


FIG.78 (1-H-9) REAR CUSHION LEVER (VL1500BTL3 E33)

| REF NO. | PART NO. | DESCRIPTION | Q'TY | REMARKS |
|---------|-----------------|--------------------------------------|------|---------|
| 1 | 62600-06880 | LEVER, REAR CUSHION | 1 | |
| 2 | 09263-20064 | .BEARING (20X27X26) | 1 | |
| 3 | 09263-20074 | .BEARING (20X27X32) | 1 | |
| 4 | 09263-22062 | .BEARING (22X28X20) | 2 | |
| 5 | 62624-37E00 | SEAL, CUSHION LEVER CENTER | 2 | |
| 6 | 62641-06J00 | ROD, REAR CUSHION | 2 | |
| 7 | 62658-44G10 | BOLT, REAR CUSHION ROD | 2 | |
| 8 | 62684-01D00 | SPACER, CUSHION LEVER REAR | 1 | |
| 9 | 09103-14016 | BOLT (14X66) | 1 | |
| 10 | 09180-14014 | SPACER (14X20X34) | 1 | |
| 11 | 09180-16049 | SPACER (16X22X105) | 2 | |
| 12 | 08319-3114A | NUT | 1 | |
| 13 | 08319-3116A | NUT | 2 | |
| 14 | 62100-06J10-019 | ABSORBER ASSY, REAR SHOCK (BLACK) | 1 | |
| 15 | 62668-42A02 | BOLT, LOWER | 1 | |
| 16 | 62658-27C10 | BOLT, UPPER | 1 | |
| 17 | 08319-3112A | NUT | 1 | LOWER |
| 18 | 09180-12157 | SPACER (12.1X25X14.5) | 1 | |
| 19 | 09159-12056 | NUT | 1 | UPPER |



FIG.79

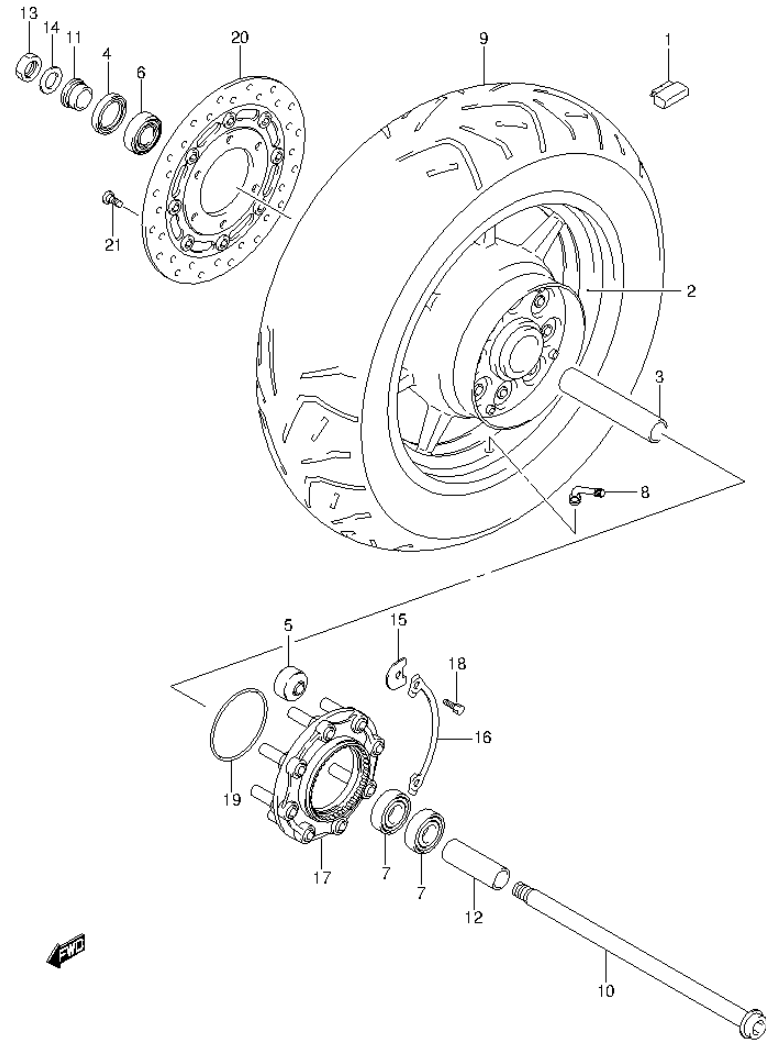


FIG.79 (1-H-10) REAR WHEEL

| REF NO. | PART NO. | DESCRIPTION | Q'TY | REMARKS |
|---------|-----------------|---------------------------------------|------|---------|
| 1-1 | 55411-22H00 | BALANCER, WHEEL NO.1 | AR | |
| 1-2 | 55412-22H00 | BALANCER, WHEEL NO.2 | AR | |
| 1-3 | 55413-22H00 | BALANCER, WHEEL NO.3 | AR | |
| 2 | 64111-06J00-019 | WHEEL, REAR (16M/CXMT5.50) (BLACK) | 1 | |
| 3 | 64731-40H00 | SPACER, REAR WHEEL BEARING | 1 | |
| 4 | 09285-32004 | OIL SEAL (32X52X7) | 1 | |
| 5 | 09319-12019 | BUSH | 8 | |
| 6 | 09262-25167 | BEARING (25X52X15) | 1 | RH |
| 7 | 08143-62057 | BEARING | 2 | LH |
| 8 | 43130-39H00 | VALVE ASSY, WHEEL RIM (PVR100) | 1 | |
| 9 | 65110-06J00 | TIRE, REAR (200/60R16M/C 79H) | 1 | |
| 10 | 64711-48G00 | AXLE, REAR | 1 | |
| 11 | 64741-48G00 | SPACER, REAR AXLE RH | 1 | |
| 12 | 64772-48G00 | SPACER, REAR AXLE LH | 1 | |
| 13 | 09159-22007 | NUT | 1 | |
| 14 | 09160-22081 | WASHER (22X35X2) | 1 | |
| 15 | 64677-48G10 | WASHER, THRUST | 4 | |
| 16 | 64679-48G00 | WASHER, REAR HUB DRIVEN JOINT | 2 | |
| 17 | 64680-48G00 | JOINT ASSY, REAR HUB DRIVEN | 1 | |
| 18 | 09119-06049 | BOLT (6X16) | 4 | |
| 19 | 09280-80001 | O RING (D:2.4, ID:79.8) | 1 | |
| 20 | 69210-10F40 | DISC, REAR BRAKE | 1 | |
| 21 | 09106-08160 | BOLT (8X21) | 6 | |

FIG.80

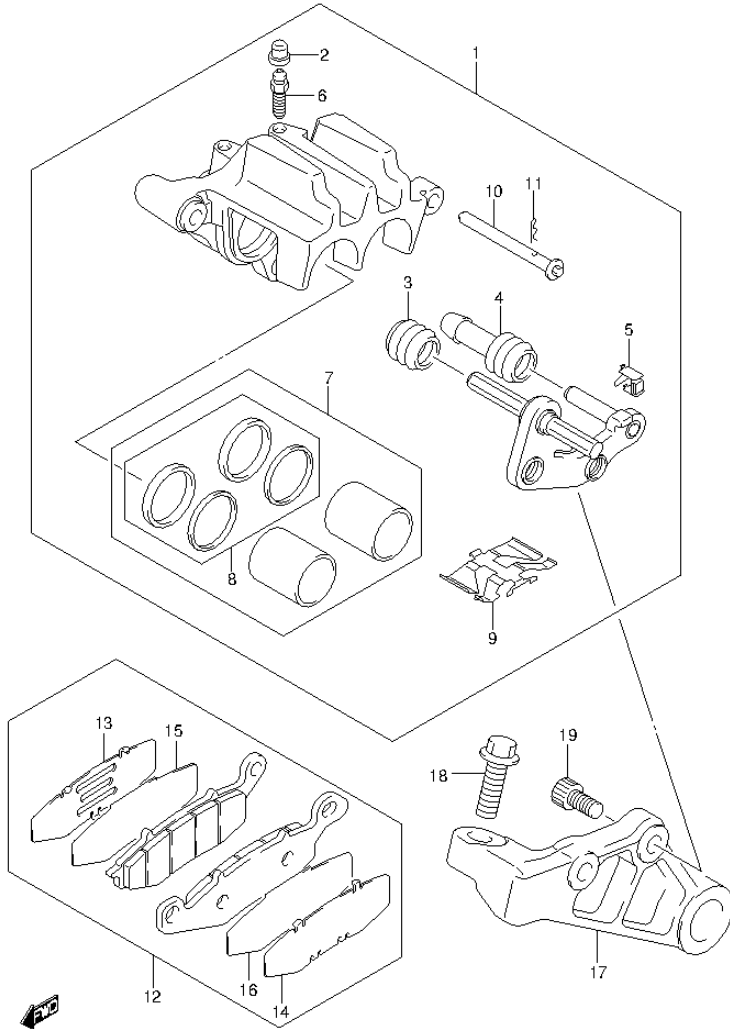


FIG.80 (1-H-11) REAR CALIPER

| REF NO. | PART NO. | DESCRIPTION | Q'TY | REMARKS |
|---------|-----------------|-----------------------|------|---------|
| 1 | 69100-01DB0-999 | CALIPER ASSY, REAR | 1 | |
| 2 | 55156-66310 | .CAP, BLEEDER PLUG | 2 | |
| 3 | 59112-44B00 | .BOOT, AXLE | 1 | |
| 4 | 59113-01D00 | .INSULATOR, AXLE | 1 | |
| 5 | 59116-33D00 | .GUIDE, PAD | 1 | |
| 6 | 59121-18410 | .BLEEDER | 2 | |
| 7 | 69100-01840 | .PISTON SET | 1 | |
| 8 | 59300-33841 | ..SEAL SET, PISTON | 1 | |
| 9 | 69115-01D40 | .SPRING, PAD | 1 | |
| 10 | 69141-01D40 | .PIN, PAD | 1 | |
| 11 | 69142-45000 | .CLIP, PAD PIN | 1 | |
| 12 | 69101-01810 | PAD SET | 1 | |
| 13 | 59171-33D00 | .SHIM, PAD | 1 | |
| 14 | 59172-33D00 | .SHIM, PAD NO.2 | 1 | |
| 15 | 69171-01D40 | .INSULATOR NO.1 | 1 | |
| 16 | 69172-01D40 | .INSULATOR NO.2 | 1 | |
| 17 | 69721-48G30 | BRACKET, REAR CALIPER | 1 | |
| 18 | 09103-12109 | BOLT (12X40) | 1 | |
| 19 | 09106-10062 | BOLT (10X20) | 2 | |

FIG.81

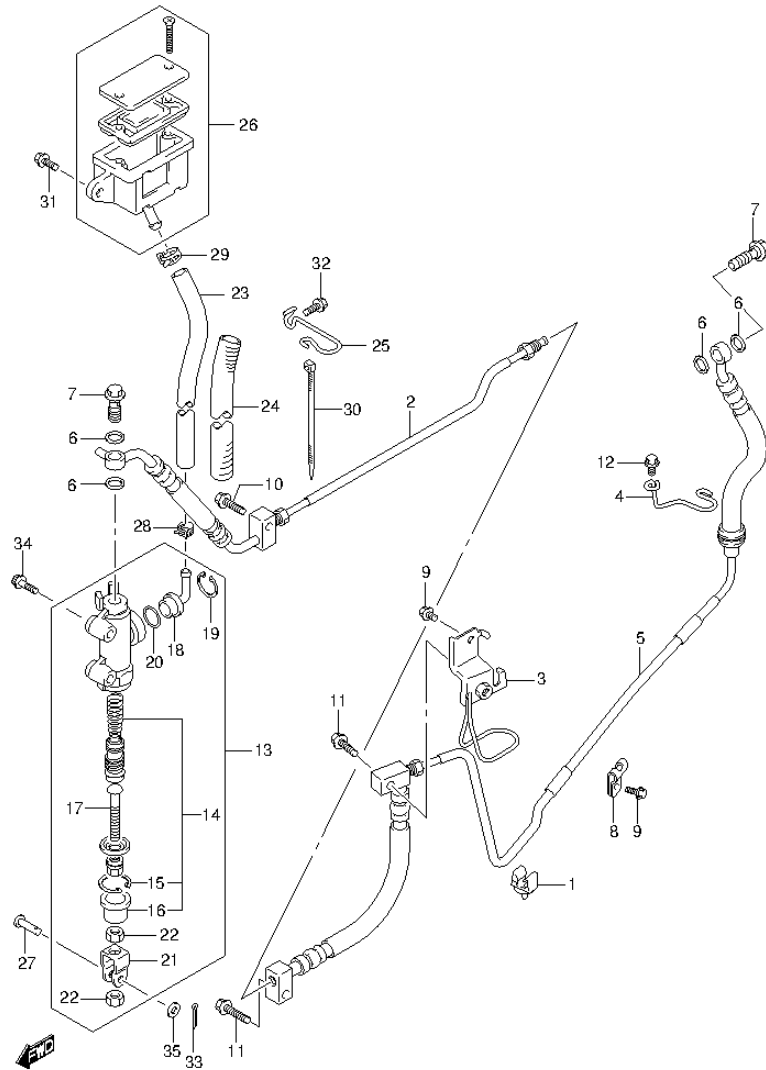


FIG.81 (1-H-12) REAR MASTER CYLINDER

| REF NO. | PART NO. | DESCRIPTION | Q'TY | REMARKS |
|---------|-------------|--------------------------------|------|---------|
| 1 | 51761-79J00 | CLAMP, REAR BRAKE PIPE | 1 | |
| 2 | 69200-40H00 | HOSE ASSY, REAR BRAKE NO.1 | 1 | |
| 3 | 69260-40H10 | CLAMP, REAR BRAKE HOSE | 1 | |
| 4 | 69278-40H10 | GUIDE, REAR BRAKE HOSE | 1 | |
| 5 | 69400-40H00 | HOSE ASSY, REAR BRAKE NO.2 | 1 | |
| 6 | 09161-10009 | WASHER (10X15X1.5) | 4 | |
| 7 | 09360-10062 | UNION | 2 | |
| 8 | 09403-07401 | CLAMP | 1 | |
| 9 | 01547-0612A | BOLT | 2 | |
| 10 | 01547-0620A | BOLT | 1 | |
| 11 | 01547-0625A | BOLT | 2 | |
| 12 | 01550-0612A | BOLT | 1 | |
| 13 | 69600-48G10 | CYLINDER ASSY, REAR MASTER | 1 | |
| 14 | 69600-40810 | .PISTON/CUP SET | 1 | |
| 15 | 51162-70040 | ..CIRCLIP | 1 | |
| 16 | 69691-00A00 | ..BOOT | 1 | |
| 17 | 69670-44B00 | .ROD, PUSH | 1 | |
| 18 | 69672-00B20 | .CONNECTOR | 1 | |
| 19 | 69674-00B20 | .CIRCLIP | 1 | |
| 20 | 69686-34200 | .O RING | 1 | |
| 21 | 69692-19A00 | .YOKE | 1 | |
| 22 | 69693-05A00 | .NUT | 2 | |
| 23 | 69730-40H00 | HOSE, REAR RESERVOIR TANK | 1 | |
| 24 | 69732-40H00 | HEATSHIELD, RESERVER TANK HOSE | 1 | |
| 25 | 69738-40H10 | GUIDE, RESERVER TANK HOSE | 1 | |

FIG.81

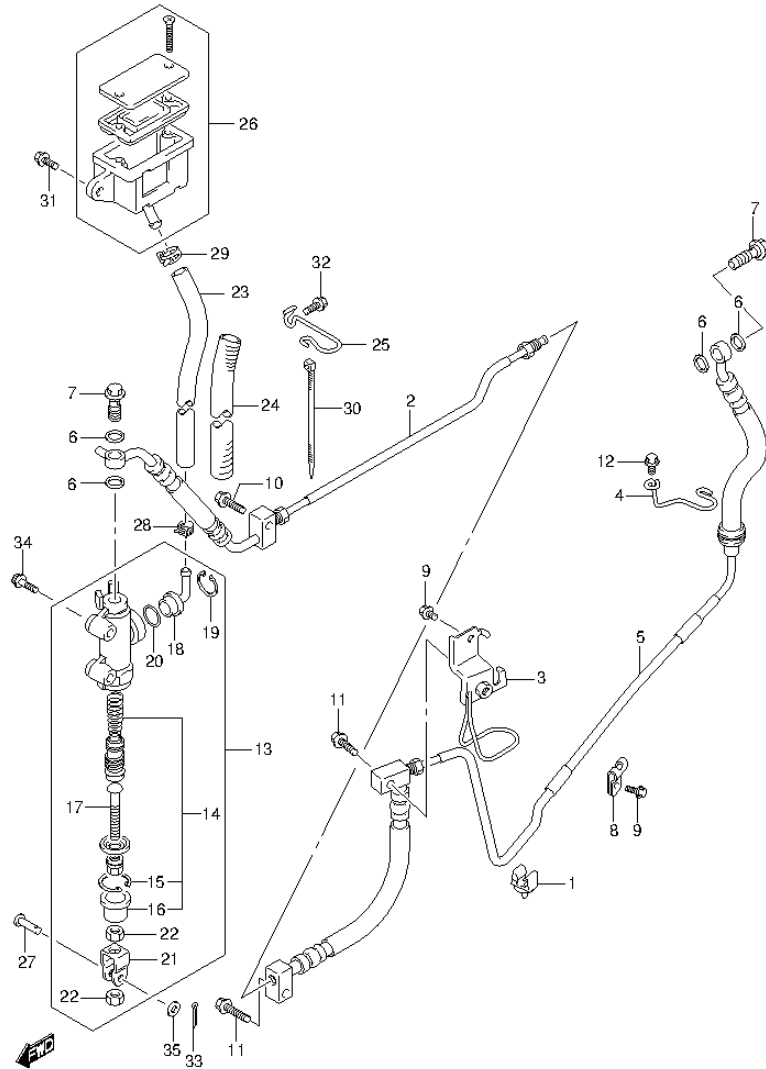


FIG.81 (1-H-13) REAR MASTER CYLINDER

| REF NO. | PART NO. | DESCRIPTION | Q'TY | REMARKS |
|---------|-------------|--------------------------|------|---------|
| 26 | 69740-40H00 | TANK ASSY, REAR RESERVOR | 1 | |
| 27 | 09200-06068 | PIN (6X18.2) | 1 | |
| 28 | 09401-12404 | CLIP | 1 | |
| 29 | 09401-13417 | CLIP | 1 | |
| 30 | 09407-14407 | CLAMP (L:145) | 1 | |
| 31 | 01547-0616A | BOLT | 1 | |
| 32 | 02162-0616A | SCREW | 1 | |
| 33 | 04111-2015A | COTTER PIN | 1 | |
| 34 | 07120-0625A | BOLT | 2 | |
| 35 | 08322-0106A | WASHER | 1 | |

FIG.82

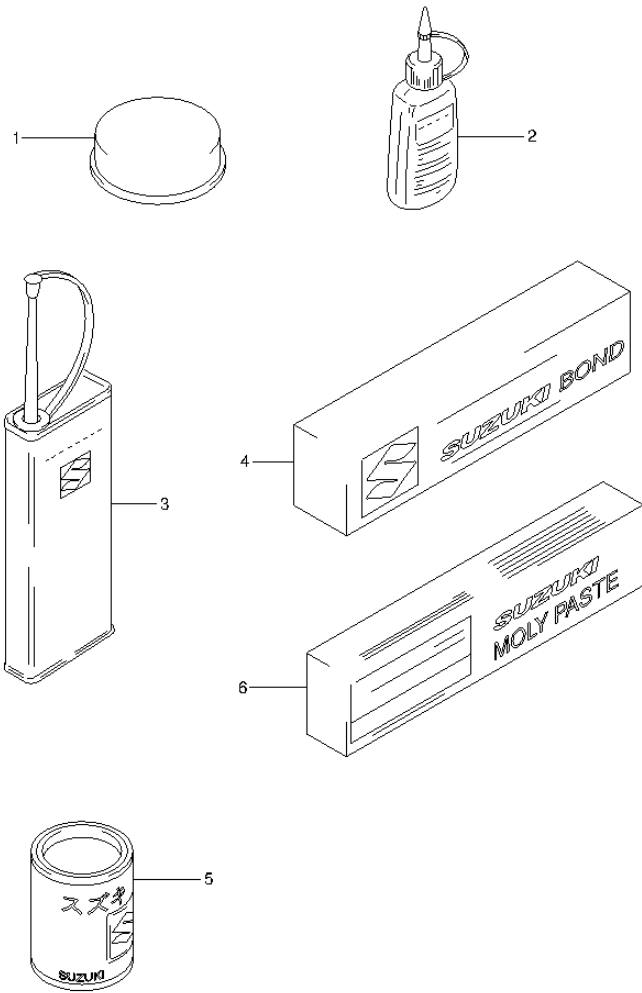


FIG.82 (1-H-14) OPTIONAL

| REF NO. | PART NO. | DESCRIPTION | Q'TY | REMARKS |
|---------|-------------|---------------------------|------|---------|
| 1 | 99000-25110 | SUZUKI PBC GREASE | 1 | 20G |
| 2-1 | 99000-32020 | THREAD LOCK SUPER (1333B) | 1 | 50G |
| 2-2 | 99000-32030 | THREAD LOCK SUPER (1303B) | 1 | 50G |
| 2-3 | 99000-32050 | THREAD LOCK SUPER (1342) | 1 | 50G |
| 2-4 | 99000-32100 | THREAD LOCK SUPER (1305) | 1 | 50G |
| 2-5 | 99000-32130 | THREAD LOCK SUPER (1360) | 1 | 50G |
| 3 | 99000-32040 | THREAD LOCK CEMENT | 1 | 200G |
| 4-1 | 99000-31140 | SUZUKI BOND (1207B)BLACK | 1 | 100G |
| 4-2 | 99000-31110 | SUZUKI BOND (1215) | 1 | 100G |
| 5 | 99000-25030 | SUZUKI SUPER GREASE | 1 | 150G |
| 6 | 99000-25140 | SUZUKI MOLY PASTE | 1 | 50G |

| PART NO. | FIG.NO.-REF.NO. | PART NO. | FIG.NO.-REF.NO. | PART NO. | FIG.NO.-REF.NO. |
|-----------------|-----------------|-----------------|-----------------|-------------|-----------------|
| 10000 | | 11372-22H00 | 5-35 | 12833-17G00 | 10-10 |
| | | 11401-40890 | 1-1 | 12837-24F10 | 10-6 |
| | | 11482-40H00 | 1-8 | | 10-8 |
| | | | 6-2 | 12837-27G00 | 1-10 |
| | | 11483-40H00 | 1-9 | | 10-11 |
| 11101-40H00 | 2-1 | | 6-11 | 12840-40H00 | 9-7 |
| 11103-40H00 | 3-1 | 11611-48G00 | 5-38 | 12842-38A00 | 9-8 |
| 11115-32E70 | 2-7 | 11652-40H20 | 5-39 | | 9-11 |
| | 3-7 | 11971-09403 | 6-15 | 12843-32400 | 9-9 |
| 11117-05H00 | 2-8 | 12000-40851 | 7-1 | | 9-12 |
| | 3-8 | 12111-40H10-0F0 | 7-7 | 12850-40H00 | 9-10 |
| 11141-40H00 | 1-2 | 12140-40H01 | 7-8 | 12861-40H00 | 9-13 |
| | 2-9 | 12151-02F00 | 7-9 | 12911-40H00 | 9-15 |
| 11142-40H00 | 1-3 | 12160-40H00 | 7-4 | 12912-40H00 | 9-16 |
| | 3-9 | 12163-06G00 | 7-5 | 12920-32E00 | 9-19 |
| 11171-40H00 | 2-13 | 12164-40H00-0A0 | 7-6-1 | 12931-33201 | 9-18 |
| | 3-13 | 12164-40H00-0B0 | 7-6-2 | 12932-24400 | 9-17 |
| 11173-40H00 | 1-4 | 12164-40H00-0C0 | 7-6-3 | 12933-81400 | 9-20 |
| | 2-14 | 12164-40H00-0D0 | 7-6-4 | 13101-40HA0 | 2-31 |
| | 3-14 | 12228-40H00-0A0 | 5-2-1 | 13102-40HA0 | 3-31 |
| 11174-40H00 | 2-15 | | 7-2-1 | 13170-39H00 | 14-32 |
| 11174-40H20 | 3-15 | 12228-40H00-0B0 | 5-2-2 | 13170-40H00 | 2-33 |
| 11175-40H00 | 2-16 | | 7-2-2 | | 3-33 |
| | 3-16 | 12228-40H00-0C0 | 5-2-3 | 13268-48700 | 11-3 |
| 11176-40H00 | 2-17 | | 7-2-3 | | 12-3 |
| | 3-17 | 12228-40H00-0D0 | 5-2-4 | | 13-3 |
| 11177-40H00 | 1-5 | | 7-2-4 | 13269-33E00 | 11-2 |
| | 2-20 | 12228-40H00-0E0 | 5-2-5 | | 12-2 |
| | 3-20 | | 7-2-5 | | 13-2 |
| 11180-40H00 | 2-21 | 12228-40H00-0F0 | 5-2-6 | 13295-29900 | 11-5 |
| | 3-21 | | 7-2-6 | | 12-5 |
| 11180-40H10 | 2-23 | 12229-40H00-0A0 | 7-3-1 | | 13-5 |
| | 3-23 | 12229-40H00-0B0 | 7-3-2 | 13405-40HA0 | 11-1 |
| 11191-27E00 | 2-28 | 12229-40H00-0C0 | 7-3-3 | | 12-1 |
| | 3-28 | 12600-24B01 | 8-5 | 13405-40HB0 | 13-1 |
| 11211-40H01-0F0 | 4-1 | 12600-40840 | 8-3 | 13575-29G00 | 11-8 |
| 11221-06J00-0F0 | 4-2 | 12611-10F00 | 8-1 | | 12-8 |
| 11241-40H00 | 1-6 | 12618-31G00 | 8-6 | | 13-8 |
| | 4-3 | 12710-40H20 | 9-1 | 13580-48G00 | 11-7 |
| 11242-40H00 | 1-7 | 12730-40H10 | 9-2 | | 12-7 |
| | 4-4 | 12731-40H00 | 7-11 | | 13-7 |
| 11301-40870 | 5-1 | 12741-41F00 | 9-3 | 13580-48G10 | 11-6 |
| 11313-40H00 | 5-15 | 12747-44001 | 9-4 | | 12-6 |
| 11319-33E50 | 5-12 | 12760-40H00 | 10-1 | | 13-6 |
| 11341-40H10 | 6-1 | 12771-40H00 | 10-2 | 13602-06148 | 11-13 |
| 11342-40H00 | 6-7 | 12811-40H00 | 10-3 | | 12-13 |
| 11343-40H00 | 6-8 | 12812-31G00 | 10-4 | | 13-13 |
| 11351-40H10 | 6-10 | 12830-40H00 | 10-5 | 13605-02F00 | 11-9 |
| 11361-40H10 | 6-22 | 12830-40H10 | 10-7 | | 12-9 |
| 11362-40H00 | 6-27 | 12831-41G00 | 10-9 | | 13-9 |

| PART NO. | FIG.NO.-REF.NO. | PART NO. | FIG.NO.-REF.NO. | PART NO. | FIG.NO.-REF.NO. |
|-------------|-----------------|-------------|-----------------|-------------|-----------------|
| 13606-47A00 | 11-4 | | 14-25 | 16510-07J00 | 16-11 |
| | 12-4 | 14150-40H10 | 15-1 | 16520-32E00 | 16-12 |
| | 13-4 | 14170-06J10 | 15-7 | 16523-17G00 | 16-13 |
| 13650-41F10 | 14-49 | 14180-06J10 | 15-8 | 16591-06B01 | 5-3 |
| 13650-49X00 | 20-33 | 14181-31D00 | 1-11 | 17210-15H00 | 56-5 |
| | 21-33 | | 15-3 | 17211-06J00 | 56-6 |
| | 22-33 | 14250-06J10 | 15-9 | 17221-06J00 | 56-11 |
| 13655-41F10 | 14-50 | 14260-06J10 | 15-5 | 17400-40H00 | 18-1 |
| 13681-06J00 | 56-4 | 14305-06J20 | 15-6 | 17412-40H00 | 18-2 |
| 13682-06J00 | 56-8 | 14340-06J20 | 15-20 | 17417-38A00 | 18-7 |
| 13683-40H10 | 11-15 | 14410-40H00 | 15-26 | 17418-40H00 | 18-6 |
| | 12-15 | 14458-45G10 | 15-27 | 17432-07G00 | 18-11 |
| | 13-17 | 14459-40H00 | 15-19 | 17432-11H00 | 18-13 |
| 13683-40H20 | 13-19 | | 15-21 | 17435-33400 | 18-8 |
| 13683-48G00 | 11-14 | 14771-40H00 | 15-28 | 17461-48G00 | 18-5 |
| | 12-14 | 14780-48G10 | 15-10 | 17470-02F10 | 18-4 |
| | 13-16 | 14782-06J00 | 15-11 | 17482-03G00 | 18-12 |
| 13683-48G21 | 13-18 | 14790-48G20 | 15-12 | 17491-40H00 | 18-3 |
| 13685-04F10 | 13-20 | 14795-10FA0 | 15-13 | 17661-48G10 | 20-1 |
| 13701-40HB0 | 14-1 | | 15-29 | | 21-1 |
| 13702-40HB0 | 14-15 | 15100-06J10 | 17-1 | | 22-1 |
| 13710-40H01 | 14-30 | 15113-05H00 | 17-3 | 17662-40H00 | 20-2 |
| 13738-40H00 | 14-7 | 15113-35F00 | 17-2 | | 21-2 |
| 13739-40H00 | 14-22 | 15116-06J00 | 17-7 | | 22-2 |
| 13741-40HB0 | 14-4 | 15118-06J00 | 17-4 | | 20-3 |
| | 14-19 | 15201-35F00 | 17-9 | 17670-06G50 | 21-3 |
| 13756-40H00 | 14-3 | 15420-05H00 | 17-5 | | 22-3 |
| | 14-18 | 15425-06J10 | 17-6 | 17710-40H10 | 19-1 |
| 13760-40H00 | 14-40 | 15610-06J00 | 17-8 | 17711-40H00 | 19-3 |
| 13770-40H00 | 14-41 | 15710-48G00 | 11-10 | 17730-14G00 | 20-28 |
| 13770-40H11 | 14-42 | | 12-10 | | 21-28 |
| 13770-40H20 | 14-43 | | 13-10 | | 22-28 |
| 13780-40H00 | 14-5 | 15717-58B00 | 11-11 | 17760-40H00 | 19-13 |
| | 14-20 | | 12-11 | 17762-18H00 | 19-22 |
| 13787-40H00 | 14-6 | | 13-11 | 17765-40H00 | 19-17 |
| | 14-21 | 15722-29G00 | 11-12 | 17771-40H10 | 19-7 |
| 13812-29C50 | 14-17 | | 12-12 | 17791-14G00 | 20-29 |
| 13826-40H00 | 14-9 | | 13-12 | | 21-29 |
| 13826-40HB0 | 14-37 | 15730-40H00 | 11-16 | | 22-29 |
| 13827-40H01 | 14-24 | | 12-16 | 17792-40H00 | 20-31 |
| 13838-40H00 | 14-45 | | 13-14 | | 21-31 |
| 13850-40H00 | 14-47 | 15730-40H10 | 11-17 | | 22-31 |
| 13855-18A03 | 23-1 | | 12-17 | 17798-39G00 | 58-3 |
| 13859-41B10 | 14-34 | | 13-15 | 17800-40H00 | 19-2 |
| 13870-40H00 | 14-33 | 15810-06J01 | 17-10 | 17851-40H10 | 20-7 |
| 13878-09F00 | 14-11 | 16321-40H00 | 16-1 | | 21-7 |
| | 14-26 | 16331-40H00 | 16-3 | | 22-7 |
| 13881-40H01 | 14-31 | 16400-40H00 | 16-7 | 17852-40H10 | 20-8 |
| 13888-19B00 | 14-36 | 16439-38B00 | 5-17 | | 21-8 |
| 13891-40H01 | 14-10 | 16440-24F00 | 16-9 | | 22-8 |

| PART NO. | FIG.NO.-REF.NO. | PART NO. | FIG.NO.-REF.NO. | PART NO. | FIG.NO.-REF.NO. |
|-------------|-----------------|-------------|-----------------|-----------------|-----------------|
| 17853-40H00 | 20-9 | 18591-41F00 | 11-18 | 24332-24F10 | 25-21 |
| | 21-9 | | 12-18 | 24341-40H00 | 25-22 |
| | 22-9 | | 13-23 | 24351-40H00 | 25-23 |
| 17854-40H00 | 20-10 | 18595-33G00 | 11-19 | 24741-20A00 | 24-31 |
| | 21-10 | | 12-19 | | 25-34 |
| | 22-10 | | 13-24 | | 27-8 |
| 17855-40H00 | 20-11 | 18711-40H00 | 23-7 | 24741-27A00 | 25-36 |
| | 21-11 | | | 24911-40H00 | 26-1 |
| | 22-11 | | | 24921-40H00 | 26-4 |
| 17856-40H00 | 20-12 | | | 24935-40810 | 26-6 |
| | 21-12 | | | 24941-40H00 | 26-7 |
| 17857-40H10 | 22-12 | 20000 | | 24942-26D00 | 26-8 |
| | 20-13 | | | 24943-40H00 | 26-9 |
| | 21-13 | | | 24945-40810 | 26-10 |
| | 22-13 | | | 24961-40H00 | 26-11 |
| 17858-40H00 | 20-14 | 21100-40820 | 24-1 | 24962-40H00 | 26-12 |
| | 21-14 | 21102-31G00 | 26-5 | 25211-35F11 | 27-1 |
| 17860-40H00 | 22-14 | 21200-40890 | 24-3 | 25310-06J00 | 27-4 |
| | 20-15 | 21410-40H00 | 24-6 | 25312-42F01 | 27-6 |
| 17890-06G20 | 21-15 | 21413-06J00 | 24-19 | 25350-24F00 | 27-12 |
| | 22-15 | 21441-24F10 | 24-10 | 25355-06J00 | 27-13 |
| | 20-16 | 21441-24F40 | 24-9 | 25381-13E00 | 27-7 |
| 17891-48G00 | 21-16 | 21442-24F00 | 24-11 | 25411-38B01 | 27-2 |
| | 22-16 | 21451-24F00 | 24-12 | 25411-44B00 | 27-3 |
| | 20-35 | 21451-24F10 | 24-13 | 25510-40H00 | 27-16 |
| 17910-40H00 | 21-35 | 21462-16G00 | 24-14 | 25512-06G10 | 27-17 |
| | 22-35 | 21471-24F00 | 24-7 | 25520-40H00 | 27-26 |
| | 20-17 | 21472-24F00 | 24-8 | 25525-17C20 | 27-27 |
| 17912-06J00 | 21-17 | 21481-24F31 | 24-20 | 25600-06J00 | 27-28 |
| | 22-17 | 21482-24F30 | 24-21 | 25617-10F00 | 27-31 |
| | 20-45 | 21610-02F20 | 24-15 | 25652-10F00 | 27-29 |
| 17931-02FA0 | 21-45 | 23110-24F00 | 24-22 | 25671-01011 | 27-18 |
| | 22-45 | 23111-40H00 | 24-23 | 27100-48G20 | 28-1 |
| | 20-18 | 23120-41810 | 24-25 | 27151-40H00 | 28-2 |
| 17981-40H00 | 21-18 | 23121-41G00 | 24-24 | 27172-24A00 | 28-7 |
| | 22-18 | 23125-48G00 | 24-29 | 27300-48860-291 | 28-6 |
| | 20-20 | 23271-48G10 | 24-30 | 27311-24A10 | 28-8 |
| 17982-40H00 | 21-20 | 24120-40H00 | 25-1 | 27312-24A02 | 28-9 |
| | 22-20 | 24130-40H00 | 25-15 | 27313-38B00 | 28-10-1 |
| | 20-19 | 24221-48G00 | 25-2 | 27313-38B10 | 28-10-2 |
| 18117-52G10 | 21-19 | 24231-48G10 | 25-3 | 27320-48G00 | 28-20 |
| | 22-19 | 24241-06J00 | 25-4 | 27326-48811 | 28-21 |
| | 13-25 | 24251-40H00 | 25-5 | 27327-38810 | 28-28 |
| 18119-06J00 | 13-26 | 24252-24F10 | 25-6 | 27445-24810 | 28-11 |
| 18213-48G00 | 15-39 | 24262-24F10 | 25-7 | 27450-48G70-291 | 28-33 |
| 18450-06G00 | 23-2 | 24311-48G00 | 25-16 | 27461-38B00 | 28-34 |
| 18461-40H00 | 23-3 | 24312-24F10 | 25-17 | | |
| 18471-40H00 | 23-4 | 24321-48G10 | 25-18 | | |
| 18510-27G01 | 23-5 | 24322-48G00 | 25-19 | | |
| 18531-49F00 | 23-6 | 24331-06J00 | 25-20 | | |

| PART NO. | FIG.NO.-REF.NO. | PART NO. | FIG.NO.-REF.NO. | PART NO. | FIG.NO.-REF.NO. | |
|-------------|-----------------|-------------|-----------------|-------------|-----------------|-------|
| 30000 | | | | | 33-19 | |
| | | | | | 34-19 | |
| | | | 33610-31G01 | | 35100-06J30-999 | 38-1 |
| | | | 33624-16E00 | 31-7 | 35121-10FB0 | 38-2 |
| | | | 33652-16G00 | 31-2 | 35130-10FA0 | 38-10 |
| | 31100-40H00 | 29-1 | 33652-36000 | 31-3 | 35133-45230 | 38-8 |
| | 31130-38B00 | 29-6 | 33652-48E00 | 60-2 | 35135-45900 | 38-12 |
| | 31132-38B00 | 29-4 | 33810-06J00 | 31-4 | 35139-38A60 | 38-7 |
| | 31135-38B00 | 29-5 | 33820-06J00 | 31-6 | 35140-06J00 | 38-6 |
| | 31143-49040 | 29-7 | 33860-40H00 | 31-8 | 35151-10FA0 | 38-13 |
| 31156-98E00 | 29-2 | 33960-06G10 | 32-21 | 35152-45600 | 38-15 | |
| 31264-31300 | 29-3 | | 33-21 | 35154-10FA0 | 38-14 | |
| 31281-24B10 | 29-8 | | 34-21 | 35155-10FA0 | 38-9 | |
| 31800-06G00 | 32-1 | 34120-06J40 | 36-1 | 35158-10FA0 | 38-16 | |
| | 33-1 | 34120-06J50 | 35-1 | 35174-19F00 | 38-3 | |
| | 34-1 | | 37-1 | 35181-19F00 | 38-11 | |
| 31861-47E00 | 32-2 | 34124-16G00 | 35-2 | 35601-38AA0 | 39-1 | |
| | 33-2 | | 36-2 | 35602-38AA0 | 39-5 | |
| | 34-2 | | 37-2 | 35603-38AH0 | 40-1 | |
| 32101-40H00 | 30-1 | 34125-43H00 | 35-3 | 35604-38AH0 | 40-5 | |
| 32102-40H10 | 30-2 | | 36-3 | 35610-38AE1 | 39-2 | |
| 32371-40H00 | 30-3 | | 37-3 | 35610-38AH0 | 40-2 | |
| 32800-10G30 | 32-5 | 34126-44G00 | 35-4 | 35620-06J00 | 39-9 | |
| | 33-5 | | 36-4 | 35620-43H01 | 40-10 | |
| | 34-5 | | 37-4 | 35621-06JB0 | 40-15 | |
| 32830-40H10 | 32-6 | 34151-43H00 | 35-5 | 35622-06J00 | 40-16 | |
| | 33-6 | | 36-5 | 35623-38AA0 | 39-3 | |
| | 34-6 | | 37-5 | | 39-7 | |
| 32920-06J60 | 32-20 | 34153-43H00 | 35-6 | | 40-3 | |
| | 33-20 | | 36-6 | | 40-7 | |
| 32920-06J70 | 34-20 | | 37-6 | 35623-41400 | 41-2 | |
| 33410-40H00 | 32-8 | 34156-06J00 | 35-7 | 35623-43H00 | 40-17 | |
| | 33-8 | | 36-7 | 35630-38AE1 | 39-6 | |
| | 34-8 | | 37-7 | 35630-38AH0 | 40-6 | |
| 33420-40H10 | 32-9 | 34167-13E00 | 35-8 | 35641-06JB0 | 39-12 | |
| | 33-9 | | 36-8 | 35667-06J00 | 40-18 | |
| | 34-9 | | 37-8 | 35710-06JB0 | 41-1 | |
| 33442-41F00 | 32-10 | 34183-29F00 | 35-9 | 35713-06J00 | 41-3 | |
| | 33-10 | | 36-9 | 35717-06JB0 | 41-4 | |
| | 34-10 | | 37-9 | 35910-14F01 | 41-8 | |
| 33510-38B00 | 32-16 | 34193-06J40 | 35-10 | 35912-14F11 | 41-9 | |
| | 33-16 | | 36-10 | 35927-06J30 | 41-11 | |
| | 34-16 | | 37-10 | 35928-43H00 | 41-15 | |
| 33510-45010 | 32-17 | 34810-40H00 | 52-5 | 35950-22H20 | 38-19 | |
| | 33-17 | | 53-5 | 35970-05H00 | 41-24 | |
| | 34-17 | | 54-5 | 35970-14A20 | 41-26 | |
| 33541-47D00 | 32-18 | 34990-31G01 | 35-14 | 36610-06J30 | 42-1 | |
| | 33-18 | | 36-14 | | 43-1 | |
| | 34-18 | | 37-14 | 36610-06J40 | 44-1 | |
| 33542-38B00 | 32-19 | 34996-43410 | 35-11 | 36611-16G00 | 42-8 | |

| PART NO. | FIG.NO.-REF.NO. | PART NO. | FIG.NO.-REF.NO. | PART NO. | FIG.NO.-REF.NO. |
|-------------|-----------------|-----------------|-----------------|-----------------|-----------------|
| 36611-38A00 | 43-8 | 41100-40H20-019 | 47-1 | 44294-43H10 | 55-4 |
| | 44-8 | 41540-06J10 | 49-1 | 44424-15H10 | 52-24 |
| | 42-2 | 41550-06J00 | 49-3 | | 53-24 |
| | 43-2 | 41899-42F10 | 75-1 | 44434-40H00 | 56-1 |
| 36618-41G00 | 44-2 | 41931-06J00 | 47-5 | 44434-40H10 | 52-14 |
| | 42-5 | 41940-06J00 | 47-6 | | 53-14 |
| | 43-5 | 41951-40H00 | 47-8 | 44530-06J00 | 52-9 |
| | 44-5 | 42310-06J10 | 50-1 | | 53-9 |
| 36618-43410 | 31-5 | 42321-03FK0 | 50-3 | | 54-9 |
| 36856-41F00 | 42-7 | 42650-06J00 | 48-1 | 44541-04F00 | 52-7 |
| 36858-06J00 | 43-7 | 42651-06J10 | 48-2 | | 53-7 |
| | 44-7 | 42660-06J00 | 48-3 | | 54-7 |
| | 42-6 | 42661-06J10 | 48-4 | 44541-06J00 | 52-33 |
| | 43-6 | 43110-22H10 | 50-7 | | 53-33 |
| 37000-40850 | 44-6 | 43116-22H00 | 50-9 | | 54-18 |
| | 45-1 | 43117-22H00 | 50-8 | 44545-06J00 | 52-31 |
| | 45-2 | 43120-40H00 | 50-13 | | 53-31 |
| | 37146-10F00 | 45-4 | 43130-24A00 | 72-6 | |
| 37200-06J00 | 46-1 | 43130-39H00 | 79-8 | 44558-45G00 | 15-41 |
| 37400-06J00 | 46-6 | 43140-06J00 | 50-6 | 44831-17B00 | 55-5 |
| 37730-18H02 | 27-38 | 43151-01400 | 27-30 | 44880-40H00 | 52-17 |
| 37740-19F00 | 42-17 | 43151-10F00 | 50-12 | | 53-17 |
| 37820-33D10 | 43-17 | 43501-10F11 | 51-7 | | 56-13 |
| | 44-17 | 43502-10F11 | 51-13 | 44892-24A00 | 52-20 |
| | 5-43 | 43510-06J00 | 51-1 | | 53-20 |
| | 37822-33D00 | 5-44 | 43520-06J00 | 51-2 | |
| 37840-22H00 | 42-19 | 43539-10F00 | 51-3 | 44894-24A00 | 52-18 |
| 38500-40H00 | 43-19 | 43550-10F10 | 51-9 | | 52-21 |
| | 44-19 | | 51-15 | | 53-18 |
| | 42-21 | 43576-07D01 | 51-8 | | 53-21 |
| | 43-21 | | 51-14 | | 56-14 |
| 38610-03F00 | 44-21 | 43600-06J00 | 51-19 | | 56-17 |
| | 40-26 | 43610-39G00 | 51-20 | 45100-06J00-V4Y | 69-1 |
| | 42-25 | | 51-26 | 45115-06J00 | 69-2 |
| | 38740-24A00 | 43-25 | 43612-39G00 | 51-21 | 45148-40H00 |
| 38740-24X50 | 44-25 | | 51-27 | 45149-06J00 | 69-5 |
| | 42-23 | 43700-06J00 | 51-25 | 45149-12C00 | 65-2 |
| | 42-24 | 44100-06J00-YVB | 52-1 | | 65-13 |
| | 43-23 | | 53-1 | 45149-40H00 | 69-4 |
| 40000 | 43-24 | | 54-1 | 45180-06J00-V4Y | 69-10 |
| | 44-23 | 44200-41840 | 52-2 | 45215-06B00 | 69-6 |
| | 44-24 | | 53-2 | 45289-11F00 | 65-24 |
| | | | 54-2 | 45300-06J00-V4Y | 69-11 |
| | | 44240-17C00 | 56-3 | 45315-06J00 | 69-13 |
| | | 44240-38A00 | 52-16 | 47110-06J20-YVB | 57-1 |
| | | | 53-16 | 47166-06J00 | 57-3 |
| | | 44283-06J00 | 52-29 | 47167-06J00 | 57-6 |
| | | | 53-29 | 47191-06J00 | 57-7 |
| | | | 54-14 | 47191-22D00 | 58-11 |
| | | 44291-06J10 | 55-1 | 47191-24F00 | 64-3 |

| PART NO. | FIG.NO.-REF.NO. | PART NO. | FIG.NO.-REF.NO. | PART NO. | FIG.NO.-REF.NO. |
|-----------------|-----------------|-----------------|-----------------|-------------|-----------------|
| 47210-06J20-YVB | 57-4 | 51186-17C00 | 70-23 | | 79-1-1 |
| 47231-40H10 | 57-9 | | 70-47 | 55412-22H00 | 72-3-2 |
| 47250-06J00 | 57-14 | 51189-06J20 | 70-19 | | 79-1-2 |
| 47351-06J00-019 | 58-1 | | 70-43 | 55413-22H00 | 72-3-3 |
| 47361-06J00-019 | 58-2 | 51195-27G00 | 70-6 | | 79-1-3 |
| 47370-40H00 | 58-6 | | 70-30 | 56111-06J10 | 62-1 |
| 47380-40H00 | 58-7 | 51196-06J00 | 70-10 | 56211-06J20 | 71-27 |
| 47431-40H00 | 49-5 | | 70-34 | 56221-06J20 | 71-26 |
| | | 51226-10F70 | 71-21 | 56240-41F20 | 71-24 |
| | | 51311-06J20 | 71-11 | 56245-41F20 | 71-23 |
| | | 51321-10F00 | 71-12 | 56246-41F20 | 71-25 |
| | | | 71-29 | 56271-26D20 | 62-15 |
| | | 51328-22H00 | 70-24 | 56272-10G10 | 62-16 |
| | | 51353-38A01 | 71-20 | 56273-10G10 | 62-17 |
| | | 51354-41F20 | 71-22 | 56278-22H00 | 62-18 |
| | | 51356-24B01 | 71-19 | 56500-41F90 | 62-2 |
| 51103-06J20 | 70-1 | | 71-1 | 56600-41F90 | 62-3 |
| 51104-06J20 | 70-25 | 51410-06J00 | 71-1 | 57110-26D10 | 63-1 |
| 51110-06J00 | 70-3 | 51464-06J20 | 71-14 | | 63-7 |
| | 70-27 | 51465-06J00 | 71-15 | 57210-26D00 | 63-7 |
| 51117-06J00 | 70-18 | 51466-10F00 | 71-16 | 57300-48G20 | 63-2 |
| | 70-42 | 51467-06J00 | 71-17 | 57431-48G00 | 63-3 |
| 51121-06J00 | 70-8 | 51468-06J00 | 71-18 | 57437-10F00 | 74-10 |
| | 70-32 | 51469-06J00 | 70-15 | 57441-08C00 | 63-13 |
| 51131-06J20 | 70-2 | | 70-39 | 57442-08C00 | 63-14 |
| 51141-06J20 | 70-26 | 51531-06J20 | 71-13 | 57460-14J01 | 63-5 |
| 51146-06J00 | 70-7 | 51571-06J00 | 70-17 | 57465-17C00 | 63-6 |
| | 70-31 | | 70-41 | 57500-48G30 | 63-8 |
| 51147-06F10 | 70-4 | 51631-31F00 | 71-10 | 57531-48G00 | 63-10 |
| | 70-28 | 51643-40502 | 71-9 | 57541-48G10 | 63-18 |
| 51148-31030 | 70-5 | 51644-12C00 | 71-2 | 57580-05A10 | 63-15 |
| | 70-29 | 51761-79J00 | 81-1 | 57562-41G00 | 63-16 |
| 51153-06J00 | 70-14 | 51811-06J00 | 59-1 | 57621-48G20 | 63-9 |
| | 70-38 | 51821-06J00 | 59-3 | 57623-48G00 | 63-11 |
| 51156-27C40 | 70-16 | 51827-01A00 | 57-11 | 58200-06J00 | 62-4 |
| | 70-40 | 51850-06J00 | 59-8 | 58300-06J00 | 62-5 |
| 51158-27C40 | 70-13 | 51900-22820 | 71-4 | 58300-06J10 | 62-6 |
| | 70-37 | 51921-40H00 | 71-5 | 58620-06J10 | 62-7 |
| 51162-70040 | 81-15 | 51925-48G00 | 71-7 | 58621-06J00 | 62-8 |
| 51167-06J00 | 70-12 | 53111-06J00-YVB | 61-1 | 58634-40H00 | 62-10 |
| | 70-36 | 53112-06J00 | 61-9 | 59112-44B00 | 80-3 |
| 51169-06J00 | 70-20 | 53120-06J10 | 61-3 | 59113-01D00 | 80-4 |
| | 70-44 | 53181-06J00 | 61-7 | 59115-21E10 | 73-6 |
| 51171-06J00 | 70-11 | 54111-06J00-019 | 72-1 | 59116-33D00 | 80-5 |
| | 70-35 | 54139-06J00 | 72-12 | 59121-01A00 | 73-11 |
| 51172-06J00 | 70-21 | 54711-48G00 | 72-8 | 59121-18410 | 80-6 |
| | 70-45 | 54731-48G00 | 72-2 | 59122-46H00 | 73-12 |
| 51176-12C00 | 70-22 | 54741-48G00 | 72-9 | 59132-21E10 | 73-14 |
| | 70-46 | 55110-06J00 | 72-7 | 59133-21E10 | 73-15 |
| 51177-12C00 | 70-9 | 55156-66310 | 80-2 | 59145-21E10 | 73-5 |
| | 70-33 | 55411-22H00 | 72-3-1 | 59146-21E10 | 73-4 |

| PART NO. | FIG.NO.-REF.NO. | PART NO. | FIG.NO.-REF.NO. | PART NO. | FIG.NO.-REF.NO. |
|-------------|-----------------|-------------|-----------------|-----------------|-----------------|
| 02112-0535B | 46-4 | | 3-25 | 08331-3114A | 27-25 |
| 02112-0545B | 46-2 | | 20-37 | 08331-31529 | 16-2 |
| | 46-8 | | 21-37 | 08332-1104A | 51-24 |
| 02112-0620A | 18-9 | | 22-37 | | 51-30 |
| 02112-0635A | 18-10 | 07130-0616A | 35-15 | 08332-1106A | 51-4 |
| 02122-0520A | 38-4 | | 36-15 | 08332-1108A | 18-14 |
| 02142-0408A | 52-22 | | 37-15 | 08341-31059 | 30-6 |
| | 53-22 | | 45-3 | 08361-2508A | 15-38 |
| | 56-18 | 07130-06207 | 74-8 | 08361-3506A | 29-10 |
| 02142-1516B | 60-13 | 07130-0620A | 63-17 | 09100-06169 | 9-6 |
| 02142-1520B | 60-14 | | 72-13 | 09103-06201 | 23-8 |
| 02162-0616A | 32-7 | 07130-0625A | 10-12 | 09103-06212 | 29-9 |
| | 33-7 | 07130-0635A | 30-8 | 09103-06213 | 6-3 |
| | 34-7 | 07130-0660A | 62-21 | | 6-12 |
| | 81-32 | 07130-0816B | 39-15 | 09103-06215 | 6-4 |
| 03211-0520A | 14-13 | 07130-0845A | 60-20 | | 6-13 |
| | 14-28 | 07130-1035B | 47-2 | 09103-06238 | 6-5 |
| 03511-0516B | 14-51 | 08113-69050 | 27-10 | 09103-06274 | 20-36 |
| 03541-0412A | 40-24 | 08143-62057 | 79-7 | | 21-36 |
| 03541-0510A | 40-25 | 08211-06141 | 27-15 | | 22-36 |
| 03541-0512A | 41-7 | 08211-12341 | 26-3 | 09103-06275 | 39-11 |
| | 42-16 | 08211-30403 | 25-33 | 09103-06507 | 40-9 |
| | 43-16 | 08310-00067 | 27-36 | 09103-06509 | 14-44 |
| | 44-16 | 08310-0006A | 24-39 | 09103-08122 | 5-4 |
| 03541-0516A | 14-14 | 08316-1005A | 41-25 | 09103-08197 | 71-6 |
| | 14-29 | | 41-27 | 09103-08365 | 15-30 |
| | 35-13 | 08316-1006A | 13-28 | 09103-08412 | 51-31 |
| | 36-13 | | 40-14 | 09103-08528 | 2-10 |
| | 37-13 | | 41-14 | | 3-10 |
| | 65-22 | | 41-23 | 09103-08529 | 2-11 |
| 03541-0516B | 60-15 | | 69-14 | | 3-11 |
| 03541-0520A | 23-11 | 08316-1008A | 64-11 | 09103-10041-A05 | 5-40 |
| 03541-0520B | 65-23 | 08319-2106A | 63-4 | 09103-10118 | 5-41 |
| 04111-2015A | 50-11 | 08319-3106A | 63-12 | 09103-10300 | 27-32 |
| | 81-33 | | 69-9 | 09103-12109 | 80-18 |
| 04211-09149 | 6-14 | 08319-3110A | 5-42 | 09103-12114 | 26-2 |
| 04211-09189 | 6-6 | 08319-3110B | 47-3 | 09103-14001 | 30-4 |
| 04211-11129 | 2-6 | 08319-3112A | 76-17 | 09103-14010 | 24-2 |
| | 3-6 | | 77-17 | 09103-14016 | 76-9 |
| 04211-13189 | 2-12 | | 78-17 | | 77-9 |
| | 3-12 | 08319-3114A | 76-12 | | 78-9 |
| | 4-8 | | 77-12 | 09106-06064 | 69-15 |
| 04221-04089 | 27-5 | | 78-12 | 09106-07022 | 2-27 |
| 04221-05109 | 9-5 | 08319-3116A | 76-13 | | 3-27 |
| 07120-0516A | 27-40 | | 77-13 | 09106-08107 | 15-31 |
| 07120-0612A | 17-11 | | 78-13 | 09106-08140 | 69-16 |
| 07120-0625A | 50-15 | 08322-0106A | 81-35 | 09106-08160 | 72-11 |
| | 81-34 | 08322-0108A | 50-10 | | 79-21 |
| 07130-0512A | 30-7 | 08322-0118B | 75-16 | 09106-08175 | 15-4 |
| 07130-0612A | 2-25 | 08331-31109 | 16-6 | 09106-08190 | 8-4 |

| PART NO. | FIG.NO.-REF.NO. | PART NO. | FIG.NO.-REF.NO. | PART NO. | FIG.NO.-REF.NO. |
|-------------|-----------------|-------------|-----------------|-------------|-----------------|
| 09106-10062 | 80-19 | 09159-10026 | 28-41 | 09168-06023 | 5-11 |
| 09106-10087 | 26-13 | 09159-12056 | 76-19 | 09168-08016 | 5-20 |
| 09108-10106 | 28-12 | | 77-19 | 09168-10002 | 5-22 |
| 09111-06041 | 27-14 | | 78-19 | 09168-12017 | 20-34 |
| 09111-06085 | 20-23 | 09159-16003 | 26-14 | | 21-34 |
| | 21-23 | | 28-13 | | 22-34 |
| | 22-23 | 09159-18007 | 75-14 | 09168-14002 | 5-32 |
| 09111-06094 | 61-8 | 09159-22007 | 79-13 | | 5-34 |
| 09111-06107 | 38-18 | 09159-24010 | 24-17 | | 6-19 |
| | 57-19 | 09160-04022 | 40-19 | | 28-35 |
| 09111-10058 | 50-2 | 09160-05037 | 35-12 | 09168-16002 | 5-24 |
| 09113-06001 | 49-6 | | 36-12 | 09169-06062 | 6-24 |
| 09116-06168 | 41-12 | | 37-12 | | 52-10 |
| 09116-06192 | 52-12 | 09160-05045 | 38-5 | | 53-10 |
| | 53-12 | 09160-05501 | 41-6 | | 54-10 |
| | 54-12 | 09160-06077 | 40-11 | 09169-06077 | 69-17 |
| 09118-06097 | 19-4 | | 41-13 | 09180-05066 | 41-17 |
| 09119-06049 | 79-18 | 09160-06088 | 69-7 | 09180-06120 | 65-35 |
| 09120-06008 | 2-34 | 09160-06141 | 15-15 | 09180-06161 | 62-19 |
| | 3-34 | | 15-23 | 09180-06178 | 32-11 |
| 09126-06011 | 24-32 | 09160-06152 | 19-9 | | 33-11 |
| | 25-35 | | 59-6 | | 34-11 |
| | 25-37 | 09160-06154 | 65-34 | 09180-06195 | 40-12 |
| | 27-9 | 09160-06158 | 51-11 | 09180-06198 | 32-12 |
| 09128-06013 | 32-4 | | 51-17 | | 33-12 |
| | 33-4 | 09160-08146 | 15-33 | | 34-12 |
| | 34-4 | 09160-10020 | 24-34 | 09180-06290 | 19-5 |
| 09134-06015 | 24-33 | 09160-10093 | 27-34 | | 41-18 |
| 09136-06167 | 14-46 | 09160-14016 | 27-19 | 09180-06300 | 61-5 |
| 09139-05077 | 59-4 | 09160-14021 | 30-5 | 09180-06307 | 59-7 |
| 09139-06028 | 6-23 | 09160-15002 | 64-4 | 09180-06325 | 19-11 |
| | 15-14 | 09160-15045 | 24-35 | 09180-06331 | 15-16 |
| | 15-22 | 09160-16029 | 28-14 | | 15-24 |
| 09139-06039 | 19-14 | 09160-16040 | 26-15 | 09180-06360 | 19-10 |
| 09139-06048 | 65-37 | 09160-19024 | 51-22 | 09180-08047 | 64-7 |
| 09139-06056 | 14-38 | | 51-28 | 09180-08156 | 15-34 |
| 09139-06146 | 39-13 | 09160-22081 | 79-14 | 09180-12157 | 76-18 |
| 09139-06152 | 55-3 | 09160-25074 | 24-4 | | 77-18 |
| 09139-06172 | 15-32 | 09160-25079 | 24-16 | | 78-18 |
| 09139-06190 | 57-13 | 09160-54001 | 28-15 | 09180-14014 | 76-10 |
| | 58-10 | 09161-05017 | 60-12 | | 77-10 |
| 09139-08007 | 75-5 | 09161-10009 | 74-12 | | 78-10 |
| 09139-10003 | 48-5 | | 81-6 | 09180-16049 | 76-11 |
| 09139-10005 | 48-6 | 09164-08015 | 71-28 | | 77-11 |
| 09140-06025 | 27-33 | 09164-10008 | 28-42 | | 78-11 |
| 09148-03010 | 19-18 | 09164-12018 | 9-14 | 09181-10158 | 16-4 |
| 09148-06021 | 19-19 | 09164-24008 | 24-18 | 09181-10195 | 8-7 |
| 09159-05019 | 60-10 | 09167-27003 | 25-8 | 09181-14167 | 27-20 |
| 09159-05048 | 60-11 | 09167-30008 | 25-24 | 09181-22223 | 25-26 |
| 09159-05049 | 41-16 | | 25-25 | 09181-24005 | 25-27 |

| PART NO. | FIG.NO.-REF.NO. | PART NO. | FIG.NO.-REF.NO. | PART NO. | FIG.NO.-REF.NO. |
|-------------|-----------------|-------------|-----------------|-------------|-----------------|
| 09181-27014 | 25-9 | 09263-22071 | 75-6 | | 79-4 |
| 09181-40011 | 28-22 | 09263-25018 | 27-11 | 09286-84001 | 26-20 |
| 09181-40013 | 28-23 | 09263-25059 | 75-15 | 09289-05015 | 9-21 |
| 09181-40014 | 28-24 | 09263-32021 | 26-17 | 09289-85001 | 28-32 |
| 09181-40176 | 28-25 | 09263-35013 | 24-5 | 09308-10017 | 64-13 |
| 09181-40182 | 28-26 | 09263-40016 | 28-30 | 09319-12019 | 79-5 |
| 09181-40212 | 28-27 | 09265-25038 | 71-8 | 09320-03004 | 19-15 |
| 09200-06068 | 81-27 | 09265-30020 | 71-3 | 09320-04501 | 19-21 |
| 09202-07005 | 26-21 | 09267-35004 | 25-29 | 09320-06016 | 39-10 |
| 09206-08001 | 2-2 | 09280-04004 | 4-5 | | 39-14 |
| | 3-2 | | 5-26 | | 40-20 |
| 09206-11007 | 5-13 | | 5-28 | 09320-06504 | 57-10 |
| 09206-11015 | 8-2 | | 5-30 | 09320-08001 | 52-11 |
| 09208-06007 | 51-23 | 09280-11001 | 2-3 | | 53-11 |
| | 51-29 | | 3-3 | | 54-11 |
| 09247-14002 | 28-36 | 09280-12009 | 5-14 | 09320-08013 | 2-22 |
| 09247-14036 | 5-31 | 09280-12012 | 65-21 | | 2-24 |
| 09248-10010 | 5-21 | 09280-13004 | 16-10 | | 3-22 |
| 09248-14005 | 6-17 | 09280-14011 | 50-14 | | 3-24 |
| 09248-14012 | 5-33 | 09280-17003 | 6-16 | 09320-08018 | 57-8 |
| 09248-16012 | 5-23 | 09280-18008 | 20-4 | | 58-5 |
| 09250-05008 | 62-20 | | 20-38 | 09320-08028 | 14-39 |
| 09250-06011 | 71-30 | | 21-4 | | 19-16 |
| 09250-08012 | 6-18 | | 21-38 | | 59-10 |
| 09250-09001 | 47-4 | | 22-4 | 09320-08066 | 40-21 |
| 09250-12013 | 58-4 | | 22-38 | 09320-08070 | 15-17 |
| 09251-07003 | 56-7 | 09280-21008 | 24-26 | | 15-25 |
| 09259-30007 | 28-37 | 09280-25004 | 26-18 | 09320-08083 | 19-12 |
| 09259-36008 | 6-20 | 09280-26005 | 20-39 | 09320-09010 | 59-2 |
| 09261-04009 | 16-5 | | 21-39 | 09320-09016 | 14-2 |
| 09262-20080 | 25-10 | | 22-39 | | 14-16 |
| 09262-22024 | 25-28 | | 27-39 | | 57-12 |
| 09262-25153 | 25-11 | 09280-26006 | 28-38 | | 58-9 |
| 09262-25167 | 72-5 | 09280-33004 | 6-21 | 09320-09501 | 6-25 |
| | 79-6 | 09280-45004 | 2-32 | 09320-10036 | 51-12 |
| 09262-28014 | 26-16 | | 3-32 | | 51-18 |
| 09262-28023 | 28-16 | 09280-60004 | 2-18 | 09320-10051 | 19-6 |
| 09262-85001 | 28-29 | | 3-18 | | 41-19 |
| 09263-14027 | 27-21 | 09280-64003 | 28-18 | 09320-10054 | 41-20 |
| 09263-15003 | 24-36 | 09280-80001 | 79-19 | 09320-10067 | 41-5 |
| 09263-20062 | 28-17 | 09282-10012 | 24-27 | 09320-10504 | 40-13 |
| 09263-20064 | 76-2 | 09283-06005 | 24-37 | 09320-11008 | 65-9 |
| | 77-2 | 09283-14006 | 27-22 | | 65-17 |
| | 78-2 | 09283-30026 | 28-3 | 09320-12049 | 15-35 |
| 09263-20074 | 76-3 | 09283-38011 | 26-19 | 09320-12084 | 61-2 |
| | 77-3 | 09283-38026 | 28-31 | 09320-15008 | 64-10 |
| | 78-3 | 09283-47002 | 28-19 | 09320-22003 | 75-8 |
| 09263-22062 | 76-4 | 09285-10004 | 24-28 | 09321-06013 | 41-21 |
| | 77-4 | 09285-22001 | 75-7 | 09321-10002 | 69-12 |
| | 78-4 | 09285-32004 | 72-4 | 09321-10011 | 52-32 |

| PART NO. | FIG.NO.-REF.NO. | PART NO. | FIG.NO.-REF.NO. | PART NO. | FIG.NO.-REF.NO. |
|-----------------|-----------------|-------------|-----------------|-----------------|-----------------|
| | 53-32 | 09401-13417 | 81-29 | 09407-19401 | 20-27 |
| | 54-17 | 09401-14101 | 14-12 | | 21-27 |
| | 69-8 | | 14-27 | | 22-27 |
| 09321-10044 | 61-6 | | 14-35 | | 42-14 |
| 09329-10007 | 52-6 | 09401-15101 | 23-9 | | 43-14 |
| | 53-6 | 09401-17401 | 23-10 | | 44-14 |
| | 54-6 | 09401-20405 | 14-48 | | 52-28 |
| 09352-13162-010 | 52-25 | 09402-32512 | 20-41 | | 53-28 |
| | 53-25 | | 21-41 | | 62-12 |
| 09352-50823-600 | 52-27 | | 22-41 | 09407-25401 | 42-15 |
| | 53-27 | 09402-35501 | 20-43 | | 43-15 |
| 09352-50901-600 | 20-21 | | 21-43 | | 44-15 |
| | 21-21 | | 22-43 | 09407-30402 | 52-8 |
| | 22-21 | 09402-38512 | 20-42 | | 53-8 |
| 09352-50903-600 | 52-23 | | 21-42 | | 54-8 |
| | 53-23 | | 22-42 | 09409-06314-5PK | 40-22 |
| 09360-10062 | 74-11 | 09402-45503 | 15-2 | 09440-17009 | 27-23 |
| | 81-7 | | 15-18 | 09440-30008 | 28-5 |
| 09364-06005 | 20-22 | 09402-62208 | 14-8 | 09443-06077 | 42-18 |
| | 21-22 | | 14-23 | | 43-18 |
| | 22-22 | 09403-07401 | 81-8 | | 44-18 |
| 09367-06007 | 52-26 | 09404-06429 | 39-16 | 09443-11030 | 50-16 |
| | 53-26 | | 42-9 | 09443-11033 | 51-5 |
| 09380-27004 | 25-12 | | 43-9 | 09443-14069 | 50-4 |
| 09380-27006 | 25-13 | | 44-9 | 09443-19012 | 50-5 |
| | 25-14 | 09404-06433 | 42-10 | 09444-20012 | 27-24 |
| 09380-30009 | 25-30 | | 43-10 | 09471-12045 | 39-4 |
| | 25-31 | | 44-10 | | 39-8 |
| | 25-32 | 09404-06435 | 42-11 | | 40-4 |
| 09381-22002 | 7-10 | | 43-11 | | 40-8 |
| 09381-40003 | 28-4 | | 44-11 | 09471-12060 | 38-17 |
| 09390-22002 | 2-29 | 09407-10403 | 42-12 | 09471-12216 | 41-10 |
| | 3-29 | | 43-12 | 09481-10501 | 42-3 |
| 09401-06101 | 13-21 | | 44-12 | | 43-3 |
| 09401-08411 | 20-24 | 09407-14403 | 20-26 | | 44-3 |
| | 21-24 | | 21-26 | 09481-15501 | 42-4 |
| | 22-24 | | 22-26 | | 43-4 |
| 09401-10410 | 13-22 | | 27-41 | | 44-4 |
| 09401-10411 | 13-27 | 09407-14407 | 42-13 | 09481-30101 | 32-3 |
| | 20-25 | | 43-13 | | 33-3 |
| | 21-25 | | 44-13 | | 34-3 |
| | 22-25 | | 46-5 | 09482-00620 | 2-30-1 |
| 09401-11413 | 52-15 | | 46-9 | | 3-30-1 |
| | 53-15 | | 62-13 | 09482-00621 | 2-30-3 |
| | 56-2 | | 81-30 | | 3-30-3 |
| 09401-12404 | 56-9 | 09407-17403 | 15-40 | 09482-00626 | 2-30-2 |
| | 81-28 | | 56-10 | | 3-30-2 |
| 09401-12409 | 20-40 | 09407-18402 | 32-13 | 09482-00627 | 2-30-4 |
| | 21-40 | | 33-13 | | 3-30-4 |
| | 22-40 | | 34-13 | 09493-24009 | 5-27 |

SUZUKI VL1500BTL3 PARTS CATALOGUE

SUZUKI MOTOR CORPORATION All rights reserved

No part of this document may be reproduced or transmitted in any form or by any means, electronic or mechanical, for any purpose, without the express written permission of Suzuki Motor Corporation.

SUZUKI MOTOR CORPORATION

Technical Readiness Group, Quality Administration Department
300 Takatsuka, Minami, Hamamatsu, Japan

Reprint Prohibited

SUZUKI MOTOR CORPORATION

PRINTED IN JAPAN

9900B-30727-000